




DANGER

Danger of electrical shock, burns or death. Always remove all power sources before attempting any repair, service or diagnostic work. Power can be present from shore power, generator, inverter or battery. All power sources must be disabled and secured before performing any service.

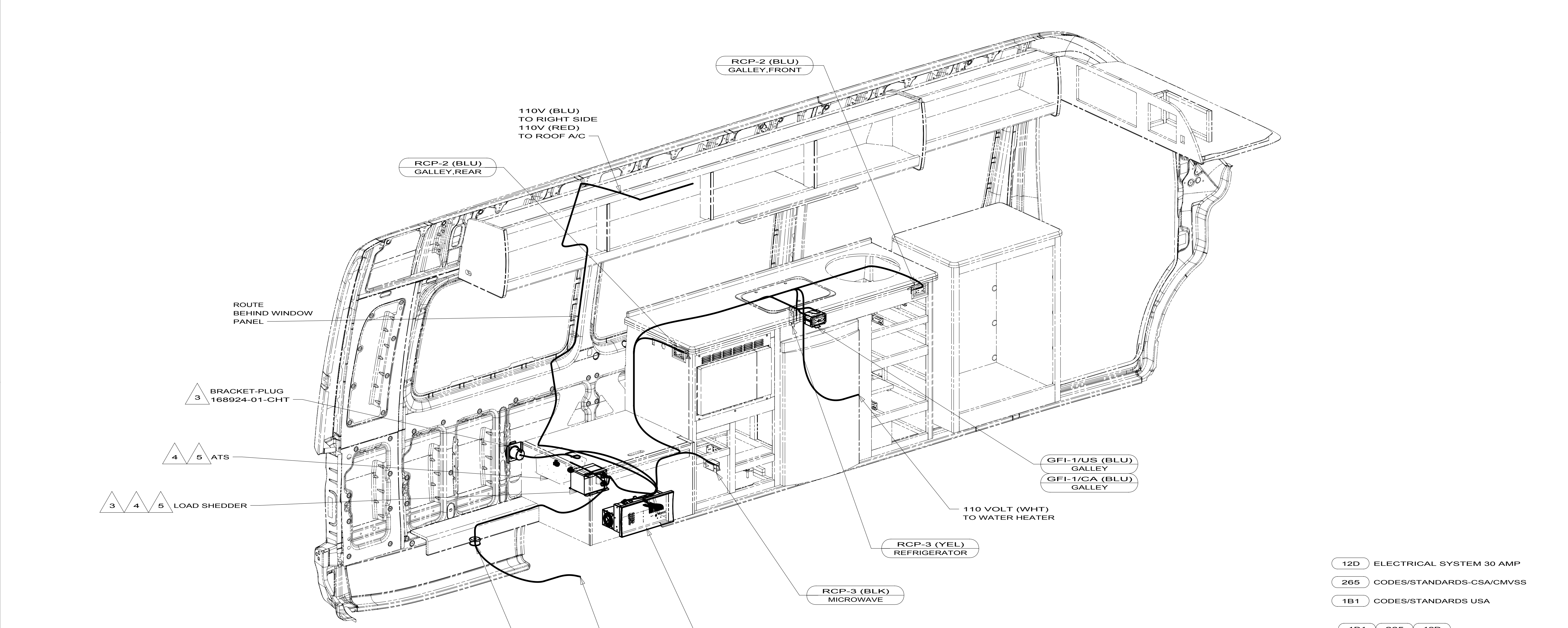


CAUTION

If you lack the skills, tools or equipment to perform diagnostic or repair work leave such work to an authorized Winnebago Industries dealer or other qualified shop.

DRAWING NO.	FEATURES
180228-01	-----
180228-11	1B1 12D
180228-15	265 12D

RELEASE	REV DATE	DWG NO	180228
REV ZONE	REVISION RECORD	DATE	DTR-ORIG



- 5 LOAD CENTER AND ATS GROUND WIRES MUST BE ATTACHED DIRECTLY TO CHASSIS GROUND.
- 4 GROUND WIRES (8 GA WIRE) FROM LOAD CENTER AND ATS ROUTES THROUGH FLOOR TO GROUND BOLT UNDER DRIVER'S SEAT.
- 3 SEE LOAD CENTER/ATS ASM FOR ADDITIONAL INFORMATION.
2. ALL 110V WIRES TO BE CLAMPED WITH CLAMP 10497-05-000 WITHIN 200MM OF OUTLET BOXES, USE SCREW G67-10-12B.
1. ALL WIRES TO BE SECURED WITH CLAMP 10495 OR 10497 OR WIRE TIE 8343 OR 108046 EVERY 600MM, USE SCREW G67-XX-XXX OR G56-XX-XXX AS APPROPRIATE FOR INSTALLATION.

NOTES:

- 12D ELECTRICAL SYSTEM 30 AMP
- 265 CODES/STANDARDS-CSA/CMVSS
- 1B1 CODES/STANDARDS USA

1B1 265 12D

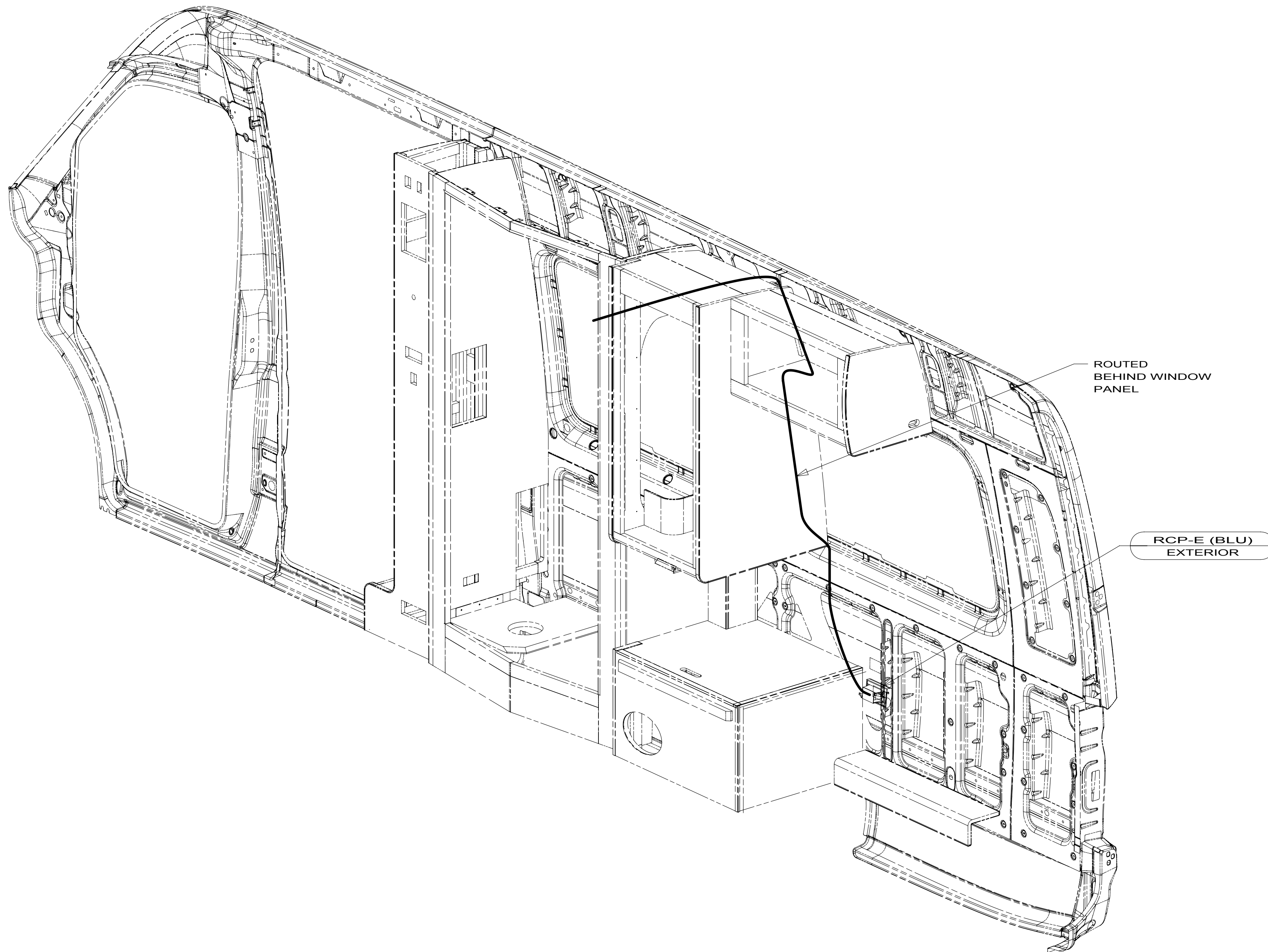


COPYRIGHT 2011 WINNEBAGO INDUSTRIES, INC.

DTR	ORIG. DATE
CHKR	ALL DIMENSIONS ARE IN MILLIMETERS
P.E.	
M.E.	FIRST USED
DSNR	13 170X
UNSPECIFIED TOLERANCES ARE:	
WHOLE DIM (X)	:
ONE-PLACE (X.X)	:
TWO-PLACE (X.XX)	:
ANGLE	:
THIRD ANGLE PROJECTION	
DO NOT SCALE DRAWING	REFER TO ES0018 FOR FASTENER TIGHTENING GUIDELINES
TITLE: WIRING INSTL-BODY, 110V	
SHEET 1 OF 2	PART NO 180228 REV

FOR ELECTRICAL TORQUE SPECIFICATIONS SEE DWG NO. 128783-01-000

FOR ELECTRICAL CALLOUTS SEE DWG NO. 121339-01-000



- NOTES:
- 2. ALL 110V WIRES TO BE CLAMPED WITH CLAMP 10497-05-000 WITHIN 200MM OF OUTLET BOXES, USE SCREW G67-10-12B.
 - 1. ALL WIRES TO BE SECURED WITH CLAMP 10495 OR 10497 OR WIRE TIE 8343 OR 108046 EVERY 600MM, USE SCREW G67-XX-XXX OR G56-XX-XXX AS APPROPRIATE FOR INSTALLATION.

- 12D ELECTRICAL SYSTEM 30 AMP
- 265 CODES/STANDARDS-CSA/CMVSS
- 1B1 CODES/STANDARDS USA

- 1B1 265 12D

FIRST USED		13 170X	
DO NOT SCALE DRAWING			
TITLE: WIRING INSTL-BODY, 110V			
SHEET 2	PART NO	180228	REV

FOR ELECTRICAL TORQUE SPECIFICATIONS SEE DWG NO. 128783-01-000

FOR ELECTRICAL CALLOUTS SEE DWG NO. 121339-01-000

