



**DANGER**

**Danger of electrical shock, burns or death.** Always remove all power sources before attempting any repair, service or diagnostic work. Power can be present from shore power, generator, inverter or battery. All power sources must be disabled and secured before performing any service.



**CAUTION**

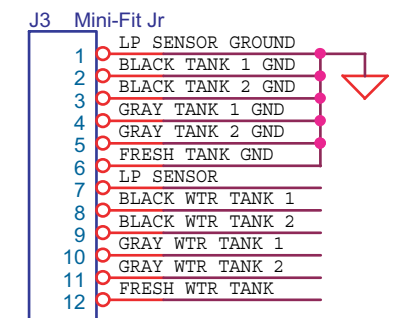
If you lack the skills, tools or equipment to perform diagnostic or repair work leave such work to an authorized Winnebago Industries dealer or other qualified shop.

DWG NO	VENDOR P/N
175724-01	00-10032-100
175724-02	00-10032-200
175724-03	00-10032-300
175724-04	00-10032-400
175724-05	00-10032-500

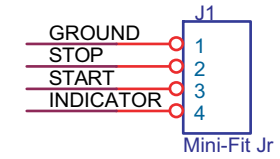
RELEASE	REV DATE	DWG NO	175724
REV ZONE	REVISION RECORD	DATE	DATE

Part Number	Description	Drawing
175724-01-000 00-10032-100	One Place Digital Monitor Panel Full Version Tank Levels Battery Levels Water Pump Water Heater LP Water Heater Electric Generator Controls	
175724-02-000 00-10032-200	One Place Digital Monitor Panel Version with Tank Levels Battery Levels Water Pump Water Heater LP Water Heater Electric	
175724-03-000 00-10032-300	One Place Digital Monitor Panel Version with Tank Levels Battery Levels Water Pump	
175724-04-000 00-10032-400	One Place Digital Monitor Panel Version with Tank Levels Battery Levels Water Pump Water Heater LP Generator Controls	

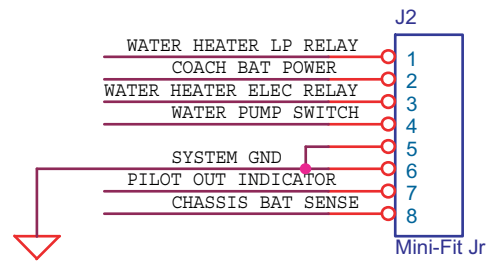
**Tanks**



**Generator**



**Power**



175724-05-000 00-10032-500	One Place Digital Monitor Panel Version with Tank Levels Battery Levels Water Pump Water Heater LP	
-------------------------------	---	--

1. SUGGESTED VENDOR: PRECISION CIRCUITS INC.  
NOTES:

**WINNEBAGO** COPYRIGHT 2013 WINNEBAGO INDUSTRIES, INC.

11 700 SERIES

**SPECIFICATION PRINT  
DO NOT SCALE**

TITLE: **PANEL-MONITOR,LCD**

SHEET 1 OF 1 PART NO 175724 REV C