




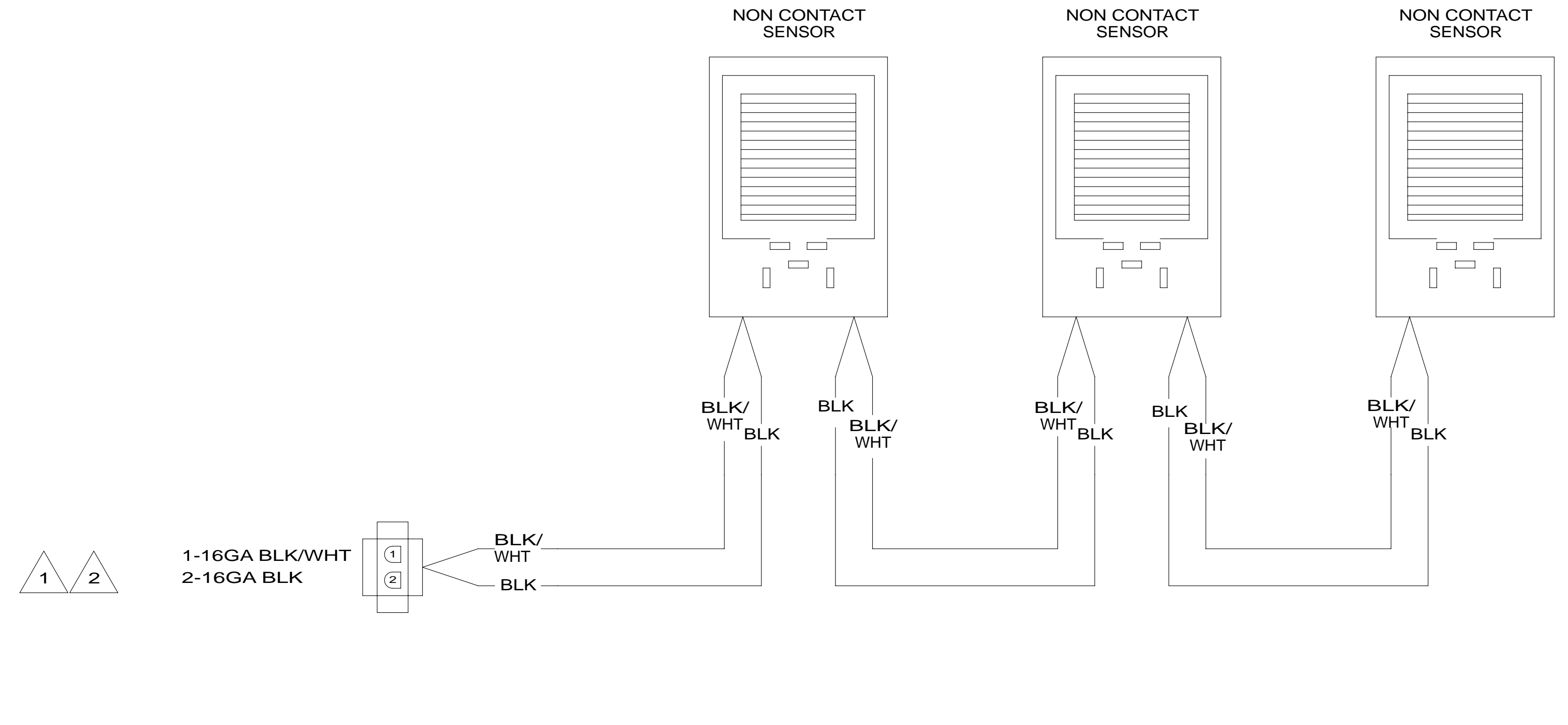
DANGER

Danger of electrical shock, burns or death. Always remove all power sources before attempting any repair, service or diagnostic work. Power can be present from shore power, generator, inverter or battery. All power sources must be disabled and secured before performing any service.

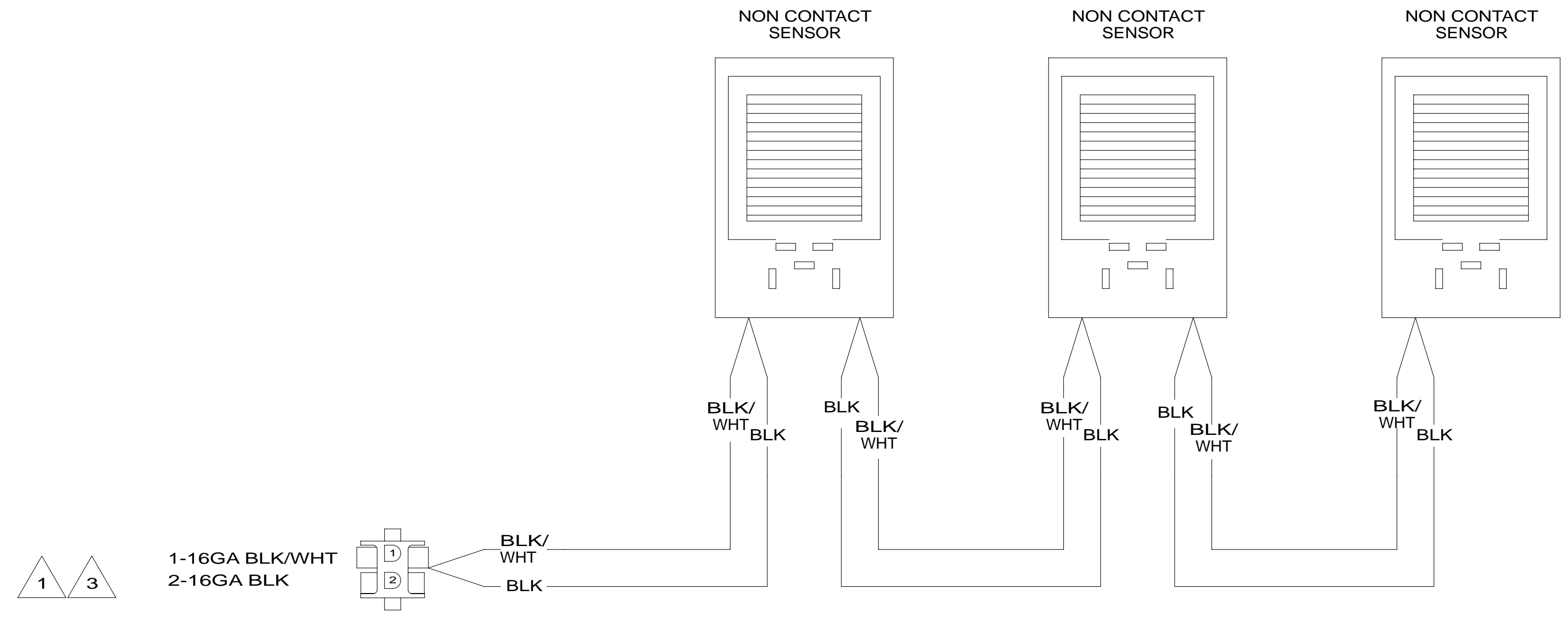


CAUTION

If you lack the skills, tools or equipment to perform diagnostic or repair work leave such work to an authorized Winnebago Industries dealer or other qualified shop.



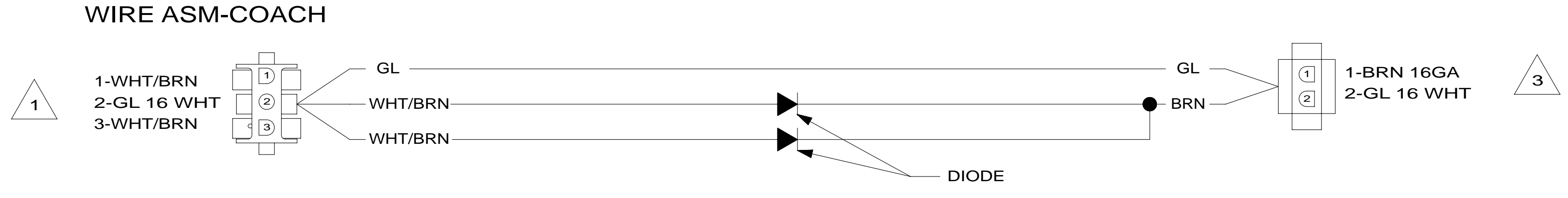
WIRING DIAGRAM-TANK,WATER
OR
WIRING DIAGRAM-TANK,MAIN
(WIRE ASM-151316 REV A)



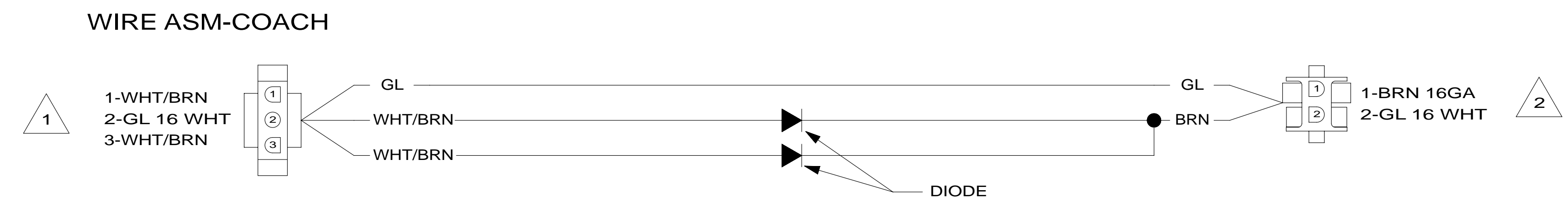
WIRING DIAGRAM-AUX HOLDING
(WIRE ASM-151317 REV A)

- NOTES:
- 3 IF TWO MONITOR PANELS ARE UTILIZED THIS WIRE ASM CONNECTS TO WIRE ASM-TANK,DIODE PACK 151808-01 SHT2.
 - 2 IF TWO MONITOR PANELS ARE UTILIZED THIS WIRE ASM CONNECTS TO WIRE ASM-TANK,DIODE PACK 151808-02 SHT2.
 - 1 IF ONLY ONE MONITOR PANEL IS USED SEE WIRING DIAGRAM-BODY FOR ADDITIONAL INFORMATION.

		COPYRIGHT 2013 WINNEBAGO INDUSTRIES, INC.	
DFT-ORIG	ORIG. DATE	ALL DIMENSIONS ARE IN MILLIMETERS	
CHKR		FIRST USED	
P.E.		05 MOTOR HOMES	
M.E.		UNSPECIFIED TOLERANCES ARE:	
DSNR		WHOLE DIM (X) :	-
		ONE-PLACE (X.X) :	-
		TWO-PLACE (X.XX) :	-
		ANGLE :	-
		THIRD ANGLE PROJECTION :	-
DO NOT SCALE DRAWING		REFER TO ES0018 FOR FASTENER TIGHTENING GUIDELINES	
TITLE: WIRING DIAGRAM-HOLDING TANKS			
SHEET 1 OF 2	PART NO	152594	
REF:	1	03-Jan-2013	



WIRING DIAGRAM-TANK,DIODE PACK
151808-01-000 REV A



WIRING DIAGRAM-TANK,DIODE PACK
151808-02-000 REV A

- NOTES:**
- 3 CONNECT TO WIRE ASM-TANK,AUX. SEE SHT 1.
 - 2 CONNECT WIRE ASM-TANK,WATER OR MAIN. SEE SHT 1.
 - 1 SEE WIRING DIAGRAM-BODY FOR ADDITIONAL INFORMATION.

FIRST USED		05 MOTOR HOMES	
DO NOT SCALE DRAWING			
TITLE: WIRING DIAGRAM-HOLDING TANKS			
SHEET 2	PART NO	152594	REV
		1	03-Jan-2013