



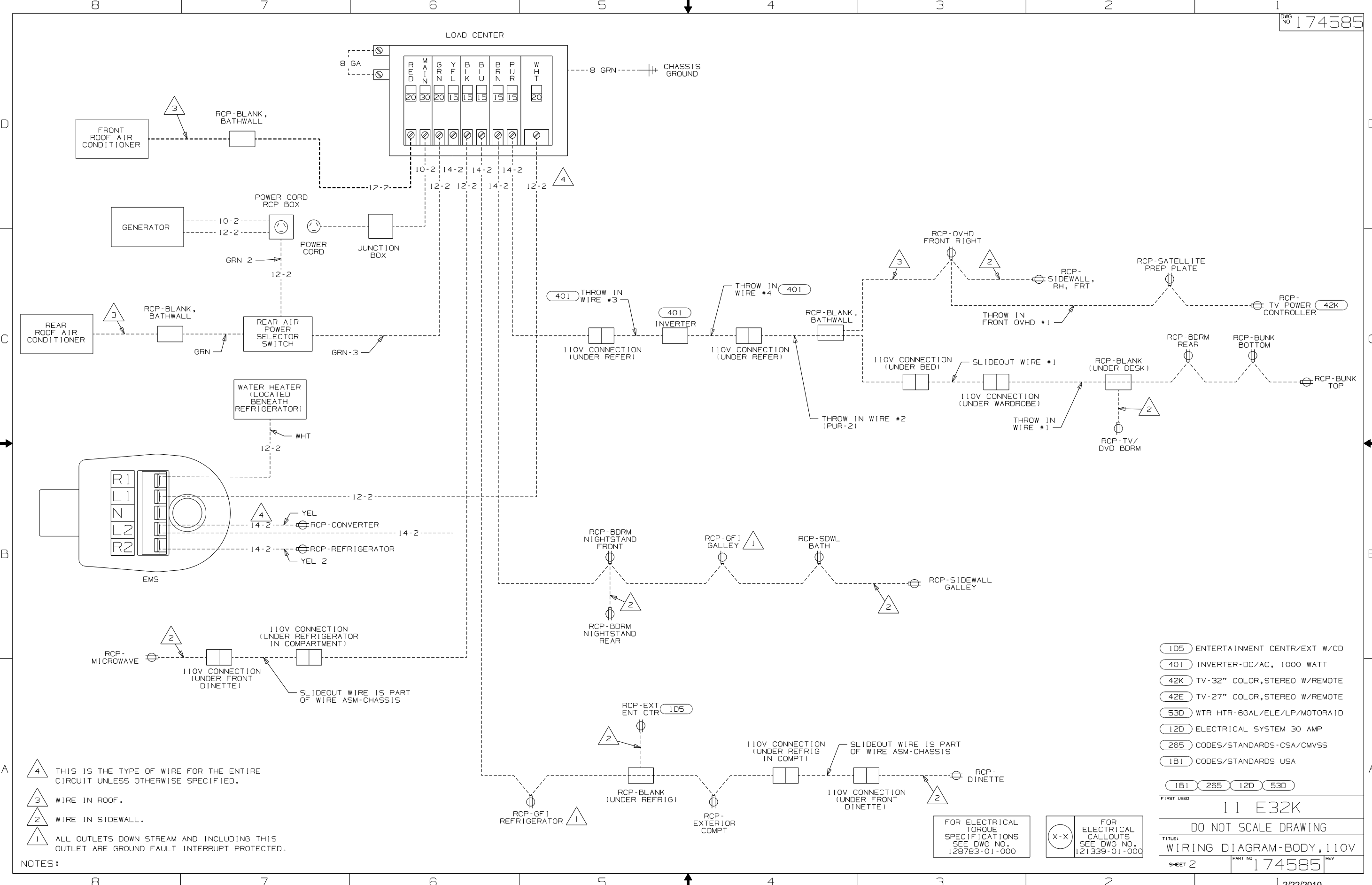
DANGER

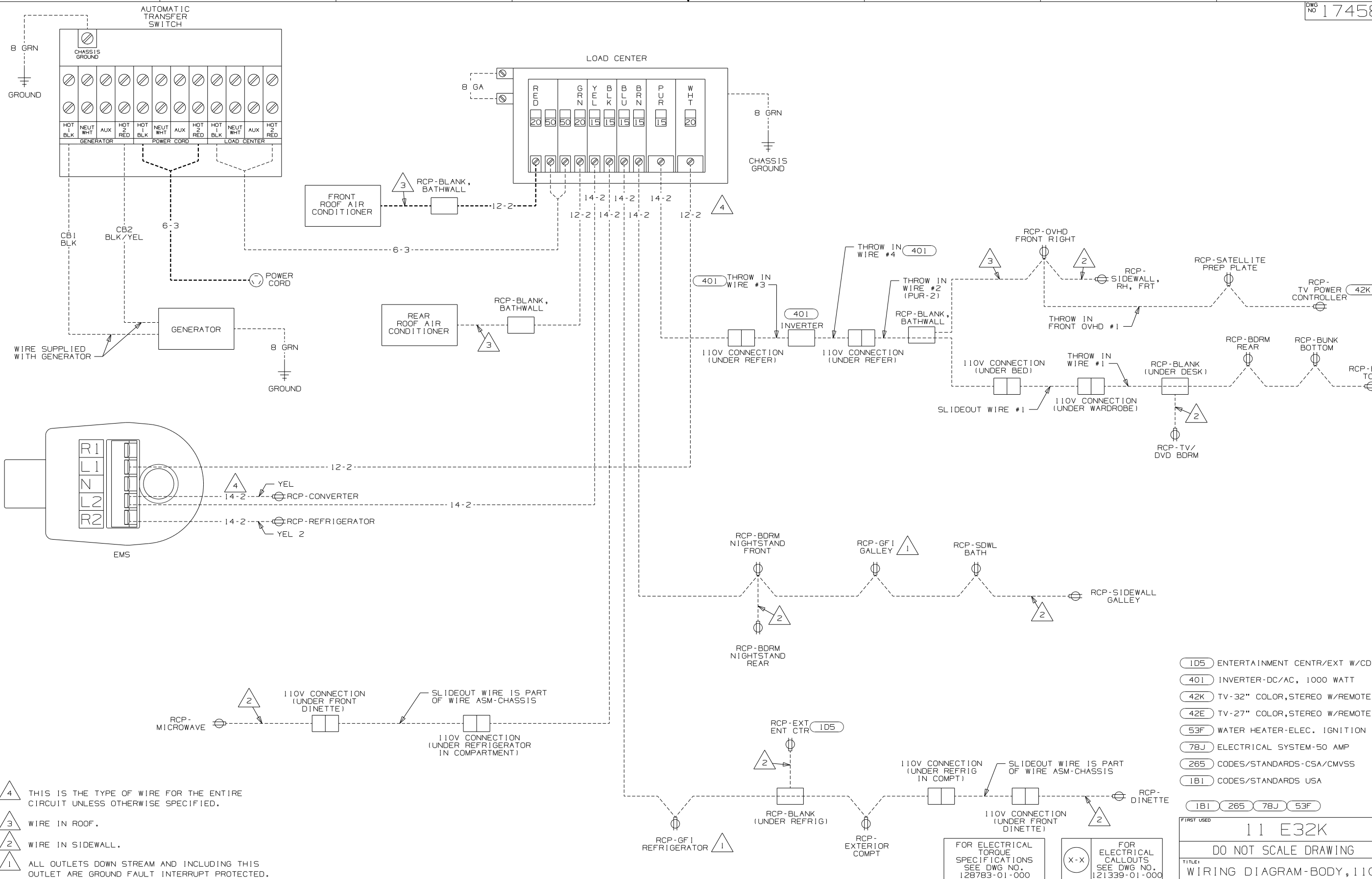
Danger of electrical shock, burns or death. Always remove all power sources before attempting any repair, service or diagnostic work. Power can be present from shore power, generator, inverter or battery. All power sources must be disabled and secured before performing any service.



CAUTION

If you lack the skills, tools or equipment to perform diagnostic or repair work leave such work to an authorized Winnebago Industries dealer or other qualified shop.



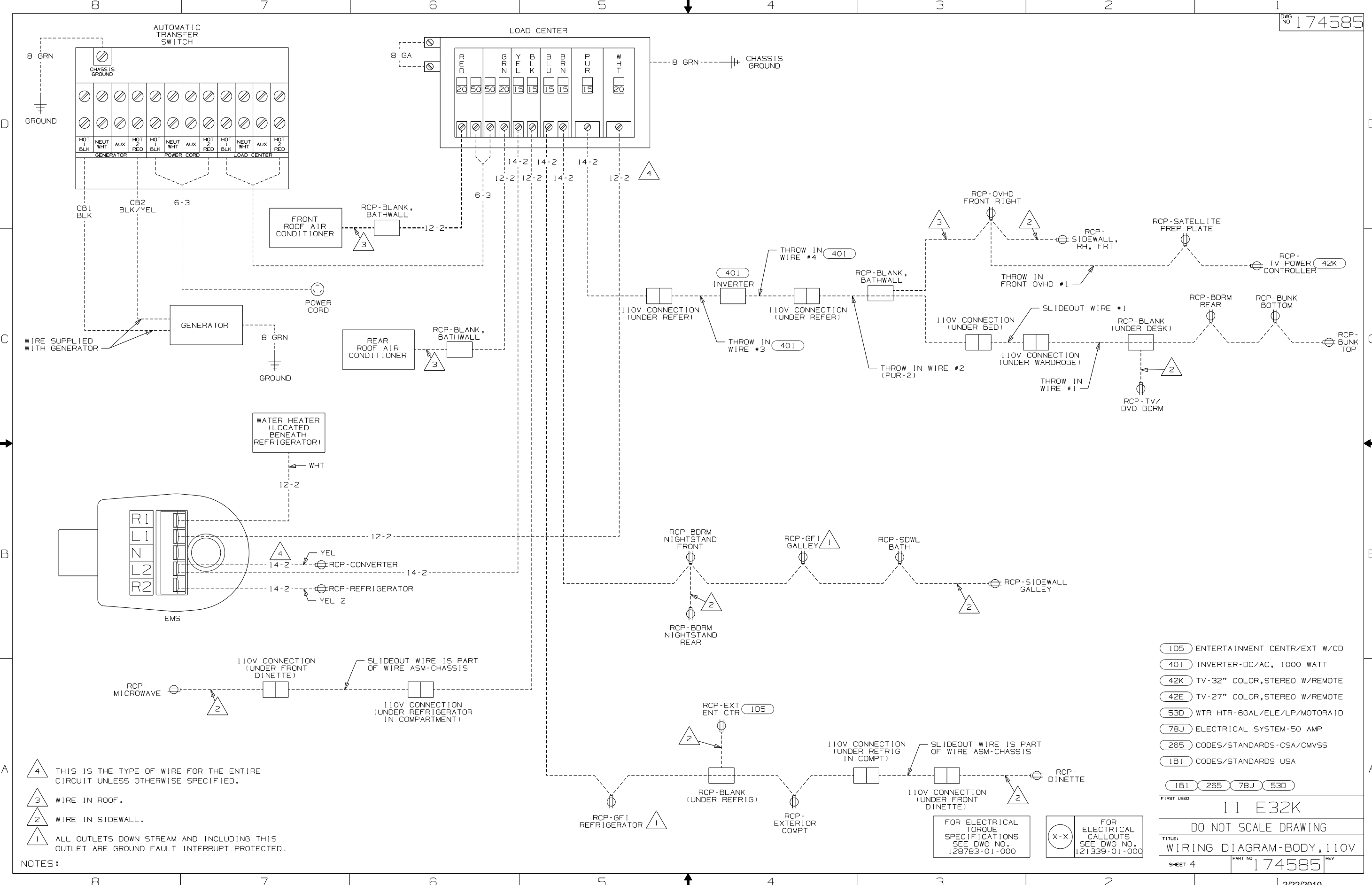


NOTES:

FOR ELECTRICAL TORQUE SPECIFICATIONS SEE DWG NO. 128783-01-000

FOR ELECTRICAL CALLOUTS SEE DWG NO. 121339-01-000

FIRST USED		
11 E32K		
DO NOT SCALE DRAWING		
TITLE: WIRING DIAGRAM-BODY, 110V		
SHEET 3	PART NO 174585	REV



- NOTES:
- 4 THIS IS THE TYPE OF WIRE FOR THE ENTIRE CIRCUIT UNLESS OTHERWISE SPECIFIED.
 - 3 WIRE IN ROOF.
 - 2 WIRE IN SIDEWALL.
 - 1 ALL OUTLETS DOWN STREAM AND INCLUDING THIS OUTLET ARE GROUND FAULT INTERRUPT PROTECTED.

- 1D5 ENTERTAINMENT CENTR/EXT W/CD
- 401 INVERTER-DC/AC, 1000 WATT
- 42K TV-32" COLOR,STEREO W/REMOTE
- 42E TV-27" COLOR,STEREO W/REMOTE
- 53D WTR HTR-6GAL/ELE/LP/MOTOR&ID
- 78J ELECTRICAL SYSTEM-50 AMP
- 265 CODES/STANDARDS-CSA/CMVSS
- 1B1 CODES/STANDARDS USA

FIRST USED		11 E32K
DO NOT SCALE DRAWING		
TITLE:		WIRING DIAGRAM-BODY, 110V
SHEET 4	PART NO	174585
		REV

FOR ELECTRICAL TORQUE SPECIFICATIONS SEE DWG NO. 128783-01-000

FOR ELECTRICAL CALLOUTS SEE DWG NO. 121339-01-000