



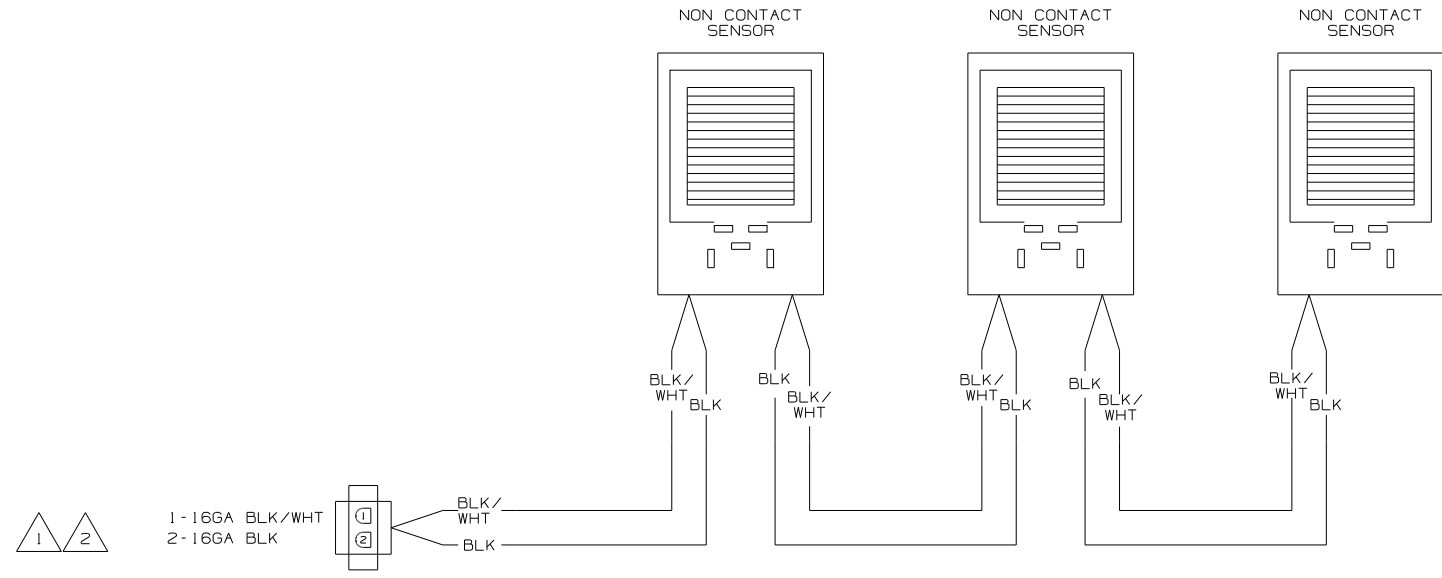
DANGER

Danger of electrical shock, burns or death. Always remove all power sources before attempting any repair, service or diagnostic work. Power can be present from shore power, generator, inverter or battery. All power sources must be disabled and secured before performing any service.

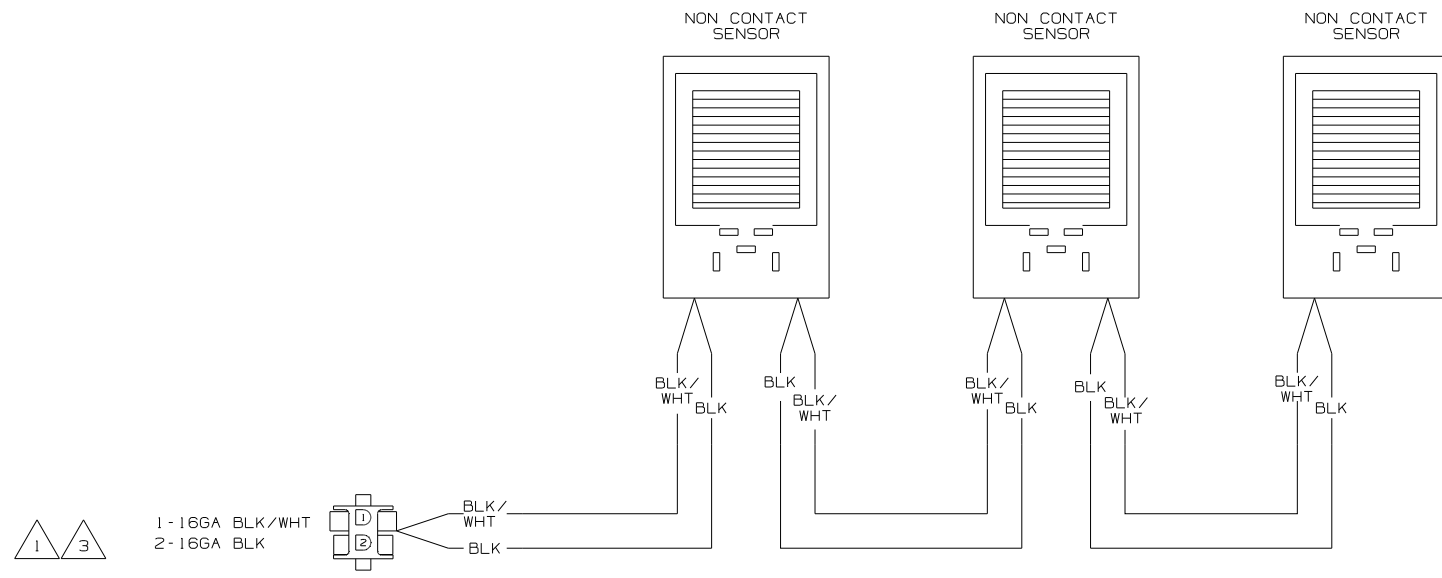


CAUTION

If you lack the skills, tools or equipment to perform diagnostic or repair work leave such work to an authorized Winnebago Industries dealer or other qualified shop.



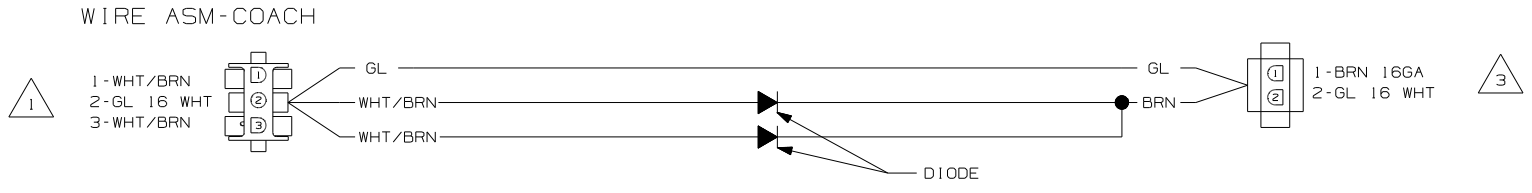
WIRING DIAGRAM-TANK, WATER
OR
WIRING DIAGRAM-TANK, MAIN
(WIRE ASM-151316 REV A)



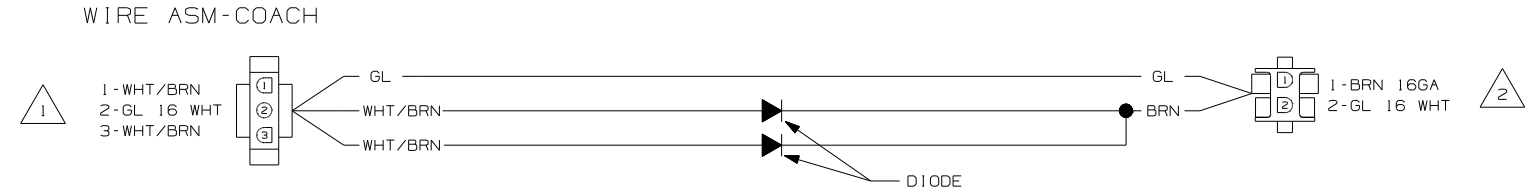
WIRING DIAGRAM-AUX HOLDING
(WIRE ASM-151317 REV A)

- NOTES:
- 3 IF TWO MONITOR PANELS ARE UTILIZED THIS WIRE ASM CONNECTS TO WIRE ASM-TANK,DIODE PACK 151808-01 SHT2.
 - 2 IF TWO MONITOR PANELS ARE UTILIZED THIS WIRE ASM CONNECTS TO WIRE ASM-TANK,DIODE PACK 151808-02 SHT2.
 - 1 IF ONLY ONE MONITOR PANEL IS USED SEE WIRING DIAGRAM-BODY FOR ADDITIONAL INFORMATION.

WINNEBAGO		COPYRIGHT 2009 WINNEBAGO INDUSTRIES, INC.	
DFTR	ORIG. DATE		
CHKR	ALL DIMENSIONS ARE IN MILLIMETERS		
P.E.			
M.E.	FIRST USED		
DSNR	05 MOTOR HOMES		
UNSPECIFIED TOLERANCES ARE:		MATERIAL:	
WHOLE DIM (X)	:	1	*
ONE-PLACE (X.X)	:		*
TWO-PLACE (X.XX)	:		*
ANGLE	:		*
THIRD ANGLE PROJECTION			
DO NOT SCALE DRAWING			
TITLE: WIRING DIAGRAM-HOLDING TANKS			
SHEET 1 OF 2	PART NO	152594	
REF:	1 5/12/2009		



WIRING DIAGRAM-TANK,DIODE PACK
151808-01-000 REV A



WIRING DIAGRAM-TANK,DIODE PACK
151808-02-000 REV A

- NOTES:
- 3 CONNECT TO WIRE ASM-TANK,AUX. SEE SHT 1.
 - 2 CONNECT WIRE ASM-TANK,WATER OR MAIN. SEE SHT 1.
 - 1 SEE WIRING DIAGRAM-BODY FOR ADDITIONAL INFORMATION.

FIRST USED	05 MOTOR HOMES
TITLE:	DO NOT SCALE DRAWING
	WIRING DIAGRAM-HOLDING TANKS
SHEET 2	PART NO 152594 REV