



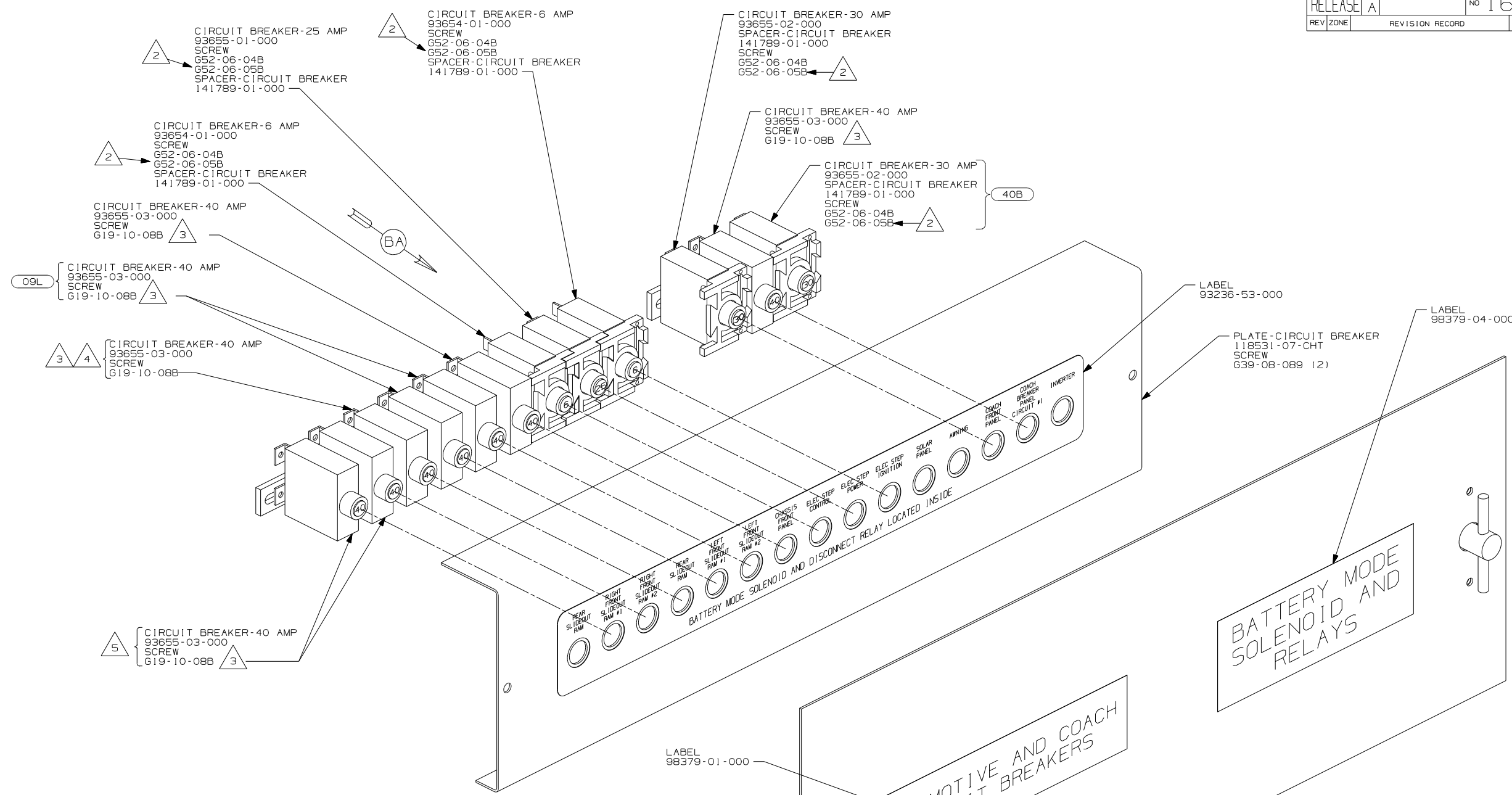
DANGER

Danger of electrical shock, burns or death. Always remove all power sources before attempting any repair, service or diagnostic work. Power can be present from shore power, generator, inverter or battery. All power sources must be disabled and secured before performing any service.



CAUTION

If you lack the skills, tools or equipment to perform diagnostic or repair work leave such work to an authorized Winnebago Industries dealer or other qualified shop.



- NOTES:
- △5 USED ON E32K, D34A, & D35J ONLY.
 - △4 USED ON D26P, D29R, & D34A ONLY.
 - △3 REPLACE EXISTING SCREW TO PROPERLY ATTACH BREAKER TO BUSS BAR.
 - △2 USE THE LONGER SCREW TO PROPERLY ATTACH BREAKER TO BUSS BAR.
 - △1 PLACE AROUND ENTIRE PERIMETER OF DOOR WITH SEAM AT BOTTOM.

- 40B INVERTER-DC/AC, 300 WATT
- 19D SLIDEOUT ROOM REAR LEFTHAND
- 1D2 SLIDEOUT ROOM-REAR RIFTHAND
- 092 SLIDEOUT ROOM - FRONT RIGHT
- 09L SLIDEOUT ROOM FRONT LEFT
- 265 CODES/STANDARDS - CSA/CMVSS
- 1B1 CODES/STANDARDS - USA

1B1 265

WINNEBAGO COPYRIGHT 2006 WINNEBAGO INDUSTRIES, INC.

D/FR	ORIG. DATE
CHKR	ALL DIMENSIONS ARE IN MILLIMETERS
P.E.	
M.E.	FIRST USED
DSNR	08 D&E-SER

UNSPECIFIED TOLERANCES ARE: MATERIAL:

WHOLE DIM (X) :
 ONE-PLACE (X.X) :
 TWO-PLACE (X.XX) :
 ANGLE :

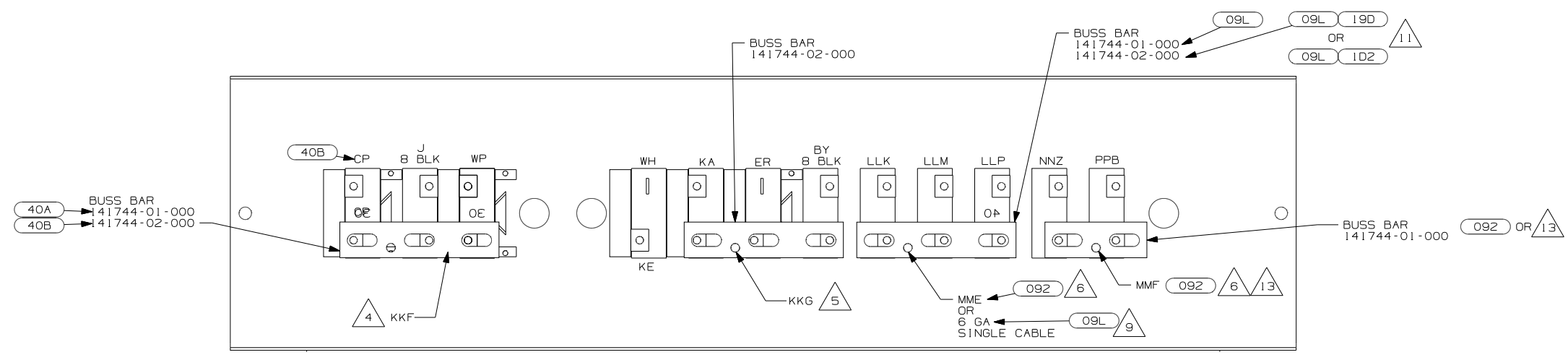
THIRD ANGLE PROJECTION

DO NOT SCALE DRAWING

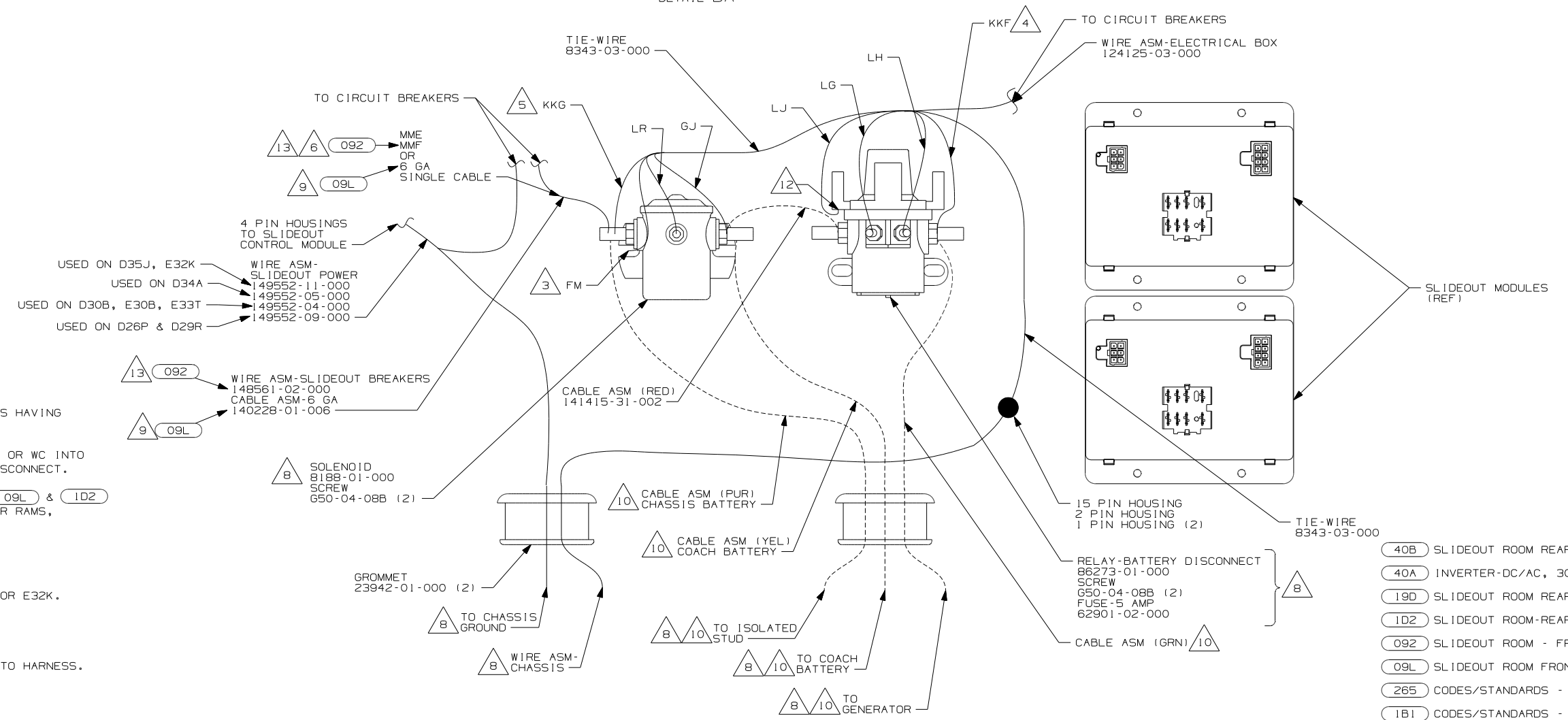
TITLE: CHASSIS ELECTRICAL BOX ASM

SHEET 1 OF 2 PART NO 162709 REV

REF: 1 6/19/2007



DETAIL BA



- 13 USED ON E32K & D35J DUE TO UNITS HAVING DUAL REAR RAMS.
- 12 INSERT TERMINAL FROM CIRCUIT LJ OR WC INTO FUSE HOLDER ON RELAY-BATTERY DISCONNECT.
- 11 NOT USED ON E32K OR D35J WITH 09L & 1D2 DUE TO THE UNIT HAVING DUAL REAR RAMS, RAMS. USE 09L ONLY BUSS BAR.
- 10 SEE BATTERY INSTALLATION FOR ADDITIONAL INFORMATION.
- 9 NOT USED WITH 092 OR ON D35J OR E32K.
- 8 SEE WIRING INSTL-CHASSIS FOR ADDITIONAL INFORMATION.
- 7 IF CIRCUIT NOT USED, TAPE BACK TO HARNESS.
- 6 WIRE MARKED WITH RED TAPE.
- 5 WIRE MARKED WITH PURPLE TAPE.
- 4 WIRE MARKED WITH YELLOW TAPE.
- 3 SECURE WITH SOLENOID MOUNTING SCREW.

2. SECURE CONDUIT 41953-09, -10, -11, -13, AND -14 OVER ALL WIRES IN CONTACT WITH SHARP EDGES.

1. LEGEND: — WINNEBAGO: - - - - - CABLE: - - - - - CHASSIS SUPPLIED WIRING.

NOTES:

- 40B SLIDEOUT ROOM REAR LEFTHAND
- 40A INVERTER-DC/AC, 300 WATT
- 19D SLIDEOUT ROOM REAR LEFTHAND
- 1D2 SLIDEOUT ROOM-REAR RIFHTHAND
- 092 SLIDEOUT ROOM - FRONT RIGHT
- 09L SLIDEOUT ROOM FRONT LEFT
- 265 CODES/STANDARDS - CSA/CMVSS
- 1B1 CODES/STANDARDS - USA

FIRST USED	
08 D&E - SER	
DO NOT SCALE DRAWING	
TITLE:	
CHASSIS ELECTRICAL BOX ASM	
SHEET 2	PART NO 162709 REV