



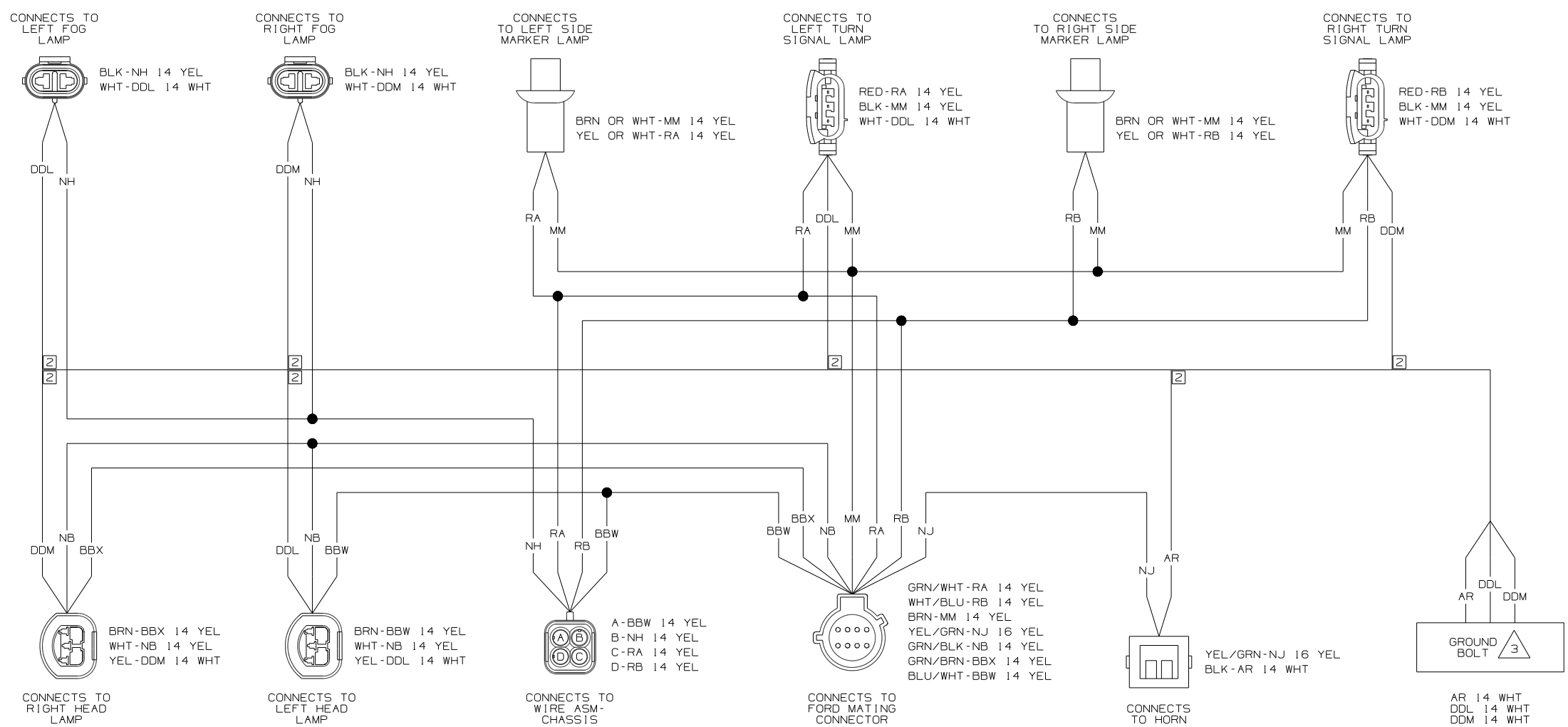
DANGER

Danger of electrical shock, burns or death. Always remove all power sources before attempting any repair, service or diagnostic work. Power can be present from shore power, generator, inverter or battery. All power sources must be disabled and secured before performing any service.



CAUTION

If you lack the skills, tools or equipment to perform diagnostic or repair work leave such work to an authorized Winnebago Industries dealer or other qualified shop.

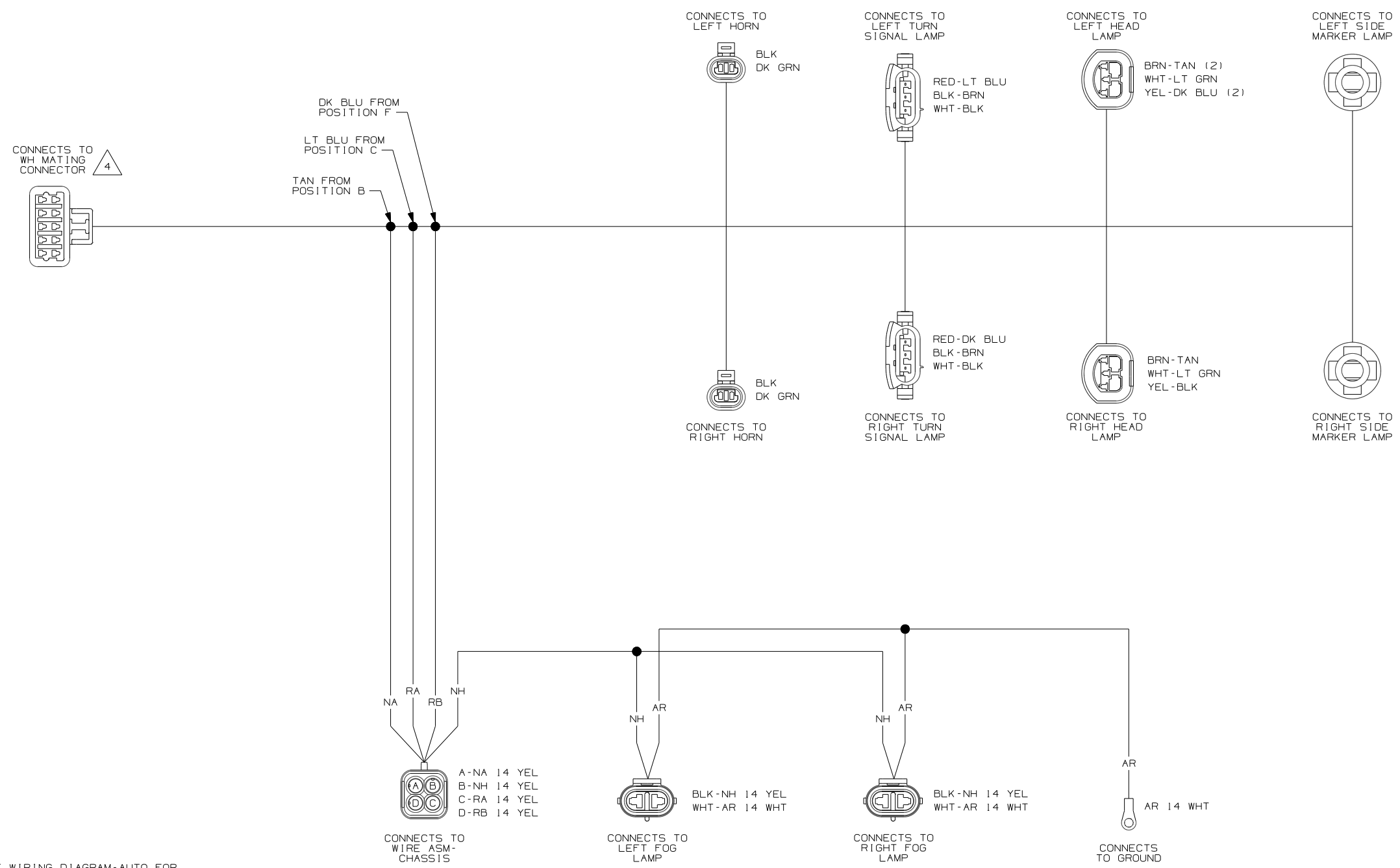


WIRING DIAGRAM-HEADLAMPS
(WIRE ASM 149398-09 REV-5)
(FORD CHASSIS)
(ITASCA)

- 5 SEE WIRING DIAGRAM-AUTO FOR ADDITIONAL INFORMATION.
- 4 SEE MANUFACTURERS DIAGRAM FOR ADDITIONAL INFORMATION.
- 3 GROUNDS ARE SHOWN AS A SINGLE LINE FOR EASE IN TRACING. EACH GROUND CIRCUIT IS SEPERATE IN THE HARNESS.
- 2 NOT A SPLICE POINT. INDICATES ENTRY INTO WIRING HARNESS.
1. SPLICES ARE THEORETICAL AND MAY DIFFER IN THE HARNESS.

NOTES:

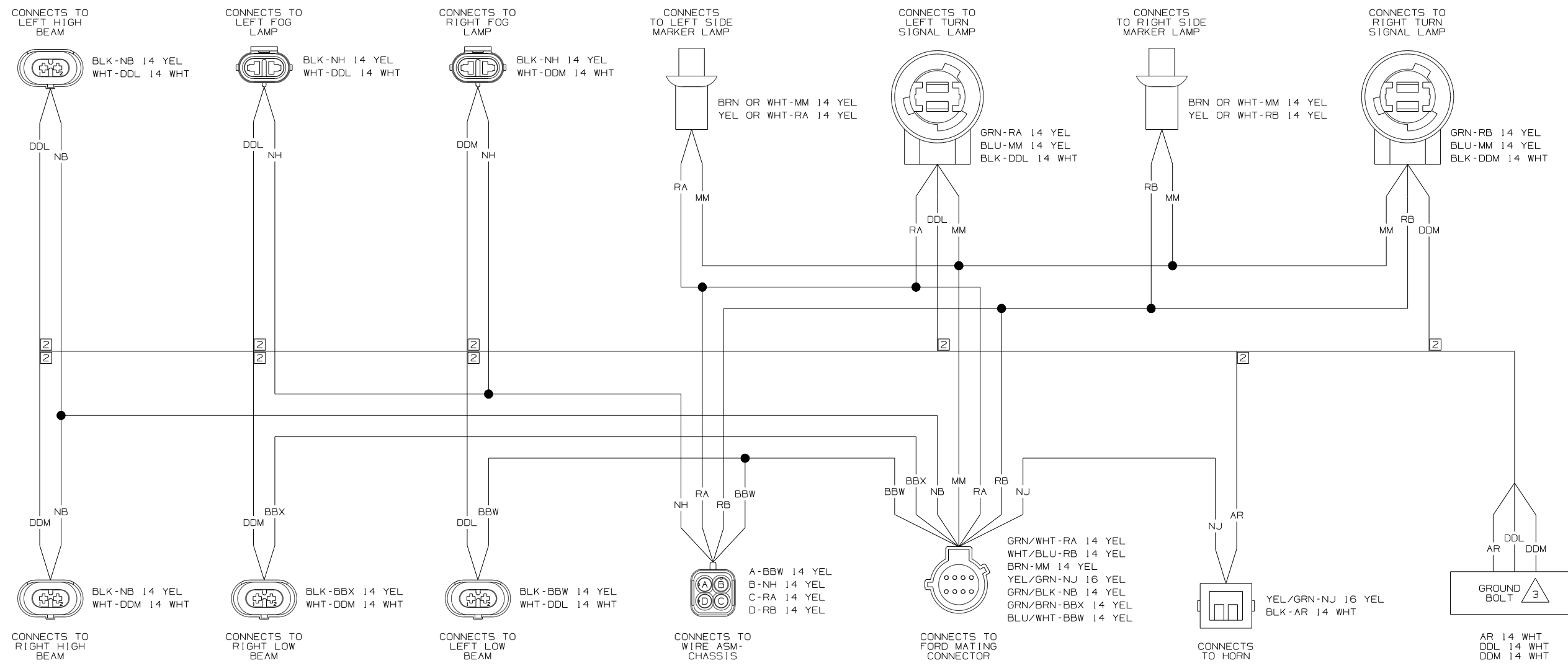
WINNEBAGO		COPYRIGHT 2006 WINNEBAGO INDUSTRIES, INC.	
DFTR	ORIG. DATE	ALL DIMENSIONS ARE IN MILLIMETERS	
CHKR		FIRST USED	
P.E.		07 F-SERIES	
M.E.		UNSPECIFIED TOLERANCES ARE:	
DSNR		MATERIAL:	
		WHOLE DIM (X)	:
		ONE-PLACE (X.X)	:
		TWO-PLACE (X.XX)	:
		ANGLE	:
THIRD ANGLE PROJECTION		DO NOT SCALE DRAWING	
TITLE: WIRING DIAGRAM-AUTO LAMPS			
SHEET 1 OF 7	PART NO	156371	REV
REF:	1 5/31/2007		



- 5 SEE WIRING DIAGRAM-AUTO FOR ADDITIONAL INFORMATION.
 - 4 SEE MANUFACTURERS DIAGRAM FOR ADDITIONAL INFORMATION.
 - 3 GROUNDS ARE SHOWN AS A SINGLE LINE FOR EASE IN TRACING. EACH GROUND CIRCUIT IS SEPERATE IN THE HARNESS.
 - 2 NOT A SPLICE POINT. INDICATES ENTRY INTO WIRING HARNESS.
- NOTES:
1. SPLICES ARE THEORETICAL AND MAY DIFFER IN THE HARNESS.

WIRING DIAGRAM-HEADLAMPS
(WIRE ASM 149398-10 REV-S)
(WORKHORSE CHASSIS)
(ITASCA)

FIRST USED	07 F-SERIES	
TITLE	DO NOT SCALE DRAWING	
	WIRING DIAGRAM-AUTO LAMPS	
SHEET 2	PART NO 156371	REV

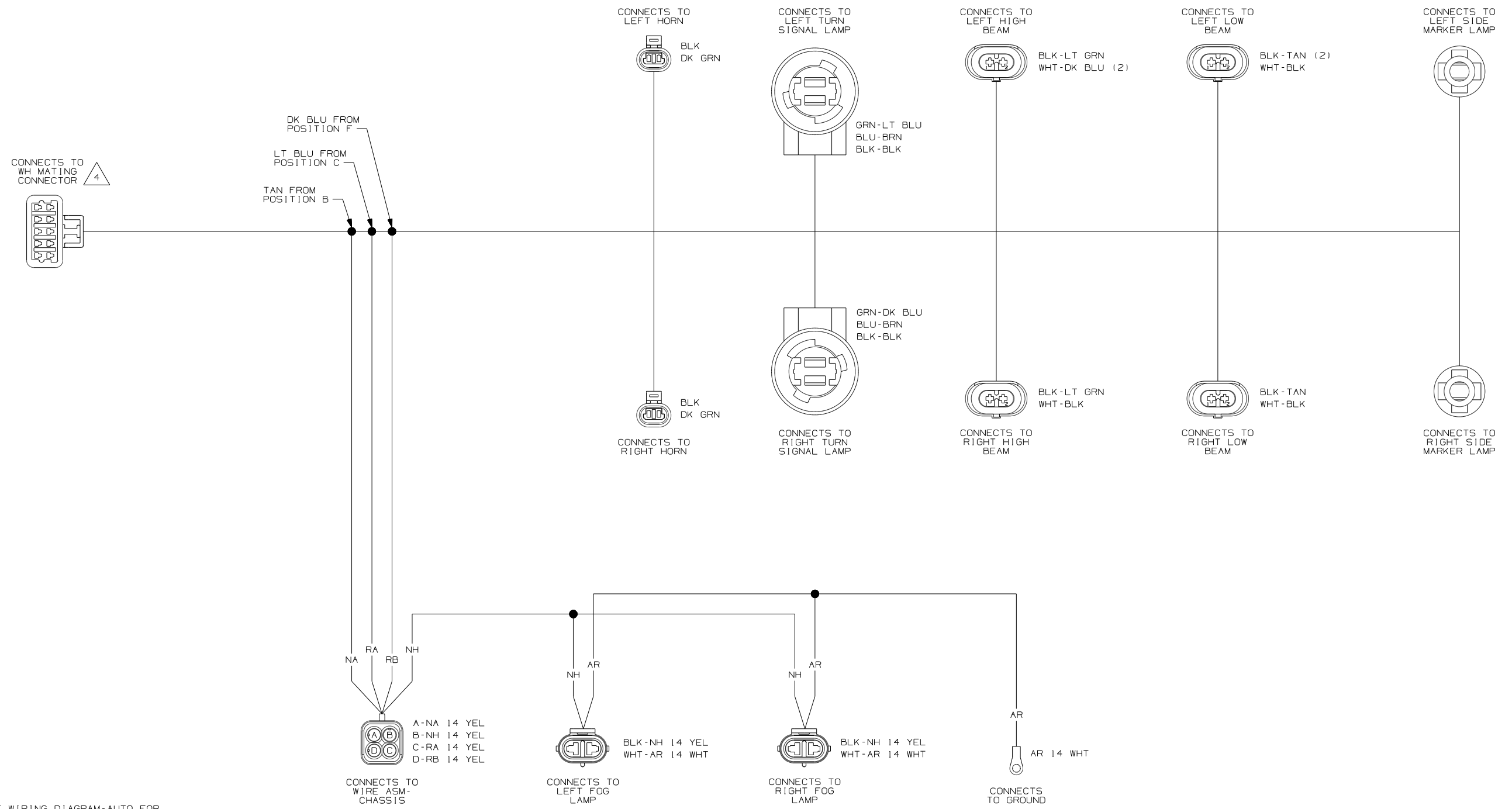


WIRING DIAGRAM-HEADLAMPS
(WIRE ASM 149398-11 REV-5)
(FORD CHASSIS)
(WINNEBAGO)

- 5 SEE WIRING DIAGRAM-AUTO FOR ADDITIONAL INFORMATION.
 - 4 SEE MANUFACTURERS DIAGRAM FOR ADDITIONAL INFORMATION.
 - 3 GROUNDS ARE SHOWN AS A SINGLE LINE FOR EASE IN TRACING. EACH GROUND CIRCUIT IS SEPERATE IN THE HARNESS.
 - 2 NOT A SPLICE POINT. INDICATES ENTRY INTO WIRING HARNESS.
1. SPLICES ARE THEORETICAL AND MAY DIFFER IN THE HARNESS.

NOTES:

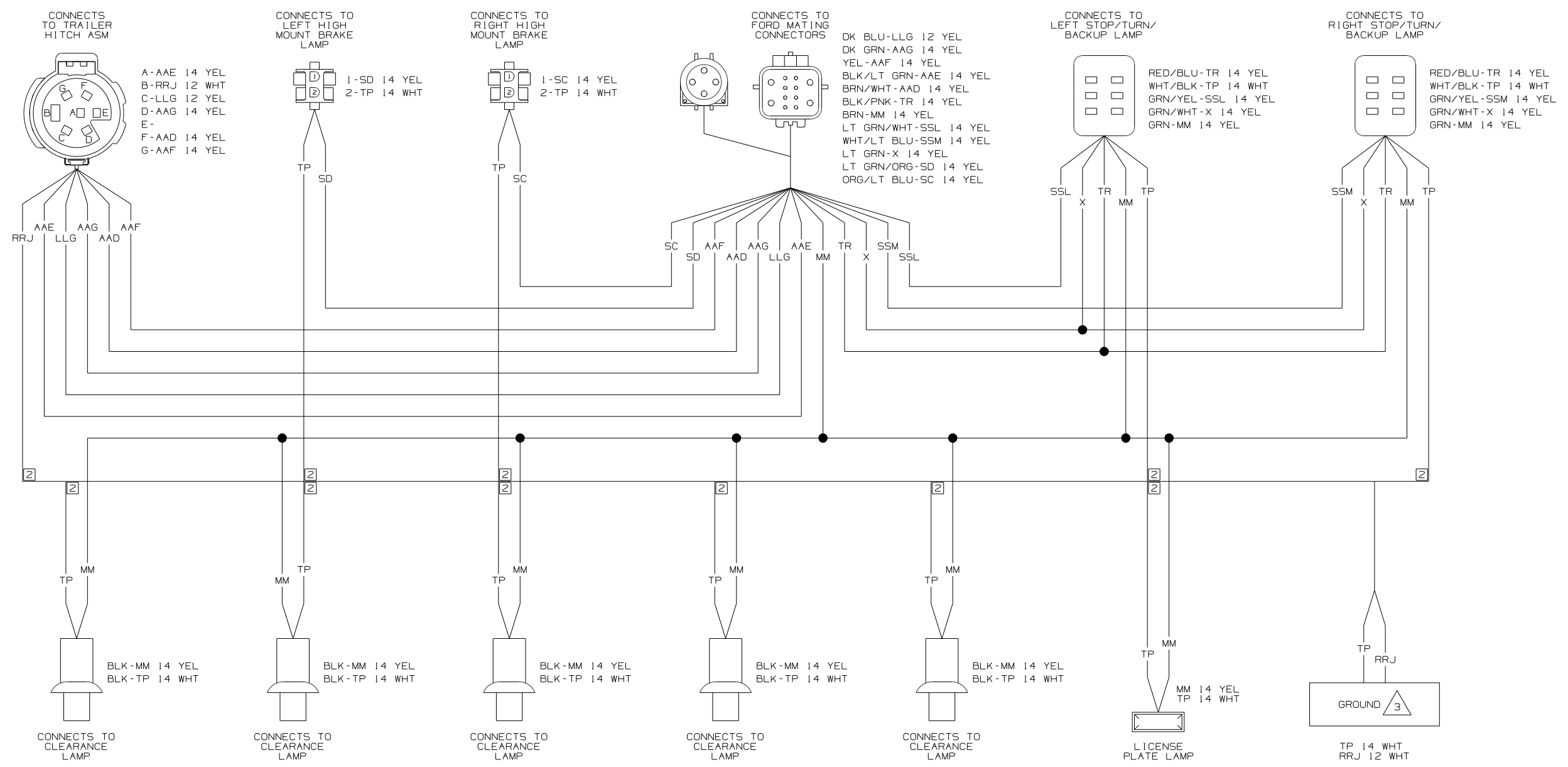
FIRST USED	07 F-SERIES		
TITLE:	DO NOT SCALE DRAWING		
	WIRING DIAGRAM-AUTO LAMPS		
SHEET 3	PART NO	156371	REV



- 5 SEE WIRING DIAGRAM-AUTO FOR ADDITIONAL INFORMATION.
 - 4 SEE MANUFACTURERS DIAGRAM FOR ADDITIONAL INFORMATION.
 - 3 GROUNDS ARE SHOWN AS A SINGLE LINE FOR EASE IN TRACING. EACH GROUND CIRCUIT IS SEPERATE IN THE HARNESS.
 - 2 NOT A SPLICE POINT. INDICATES ENTRY INTO WIRING HARNESS.
- NOTES:
- SPLICES ARE THEORETICAL AND MAY DIFFER IN THE HARNESS.

WIRING DIAGRAM-HEADLAMPS
 (WIRE ASM 149398-12 REV-S)
 (WORKHORSE CHASSIS)
 (WINNEBAGO)

FIRST USED	07 F-SERIES	
DO NOT SCALE DRAWING		
TITLE:	WIRING DIAGRAM-AUTO LAMPS	
SHEET 4	PART NO	156371
REV		

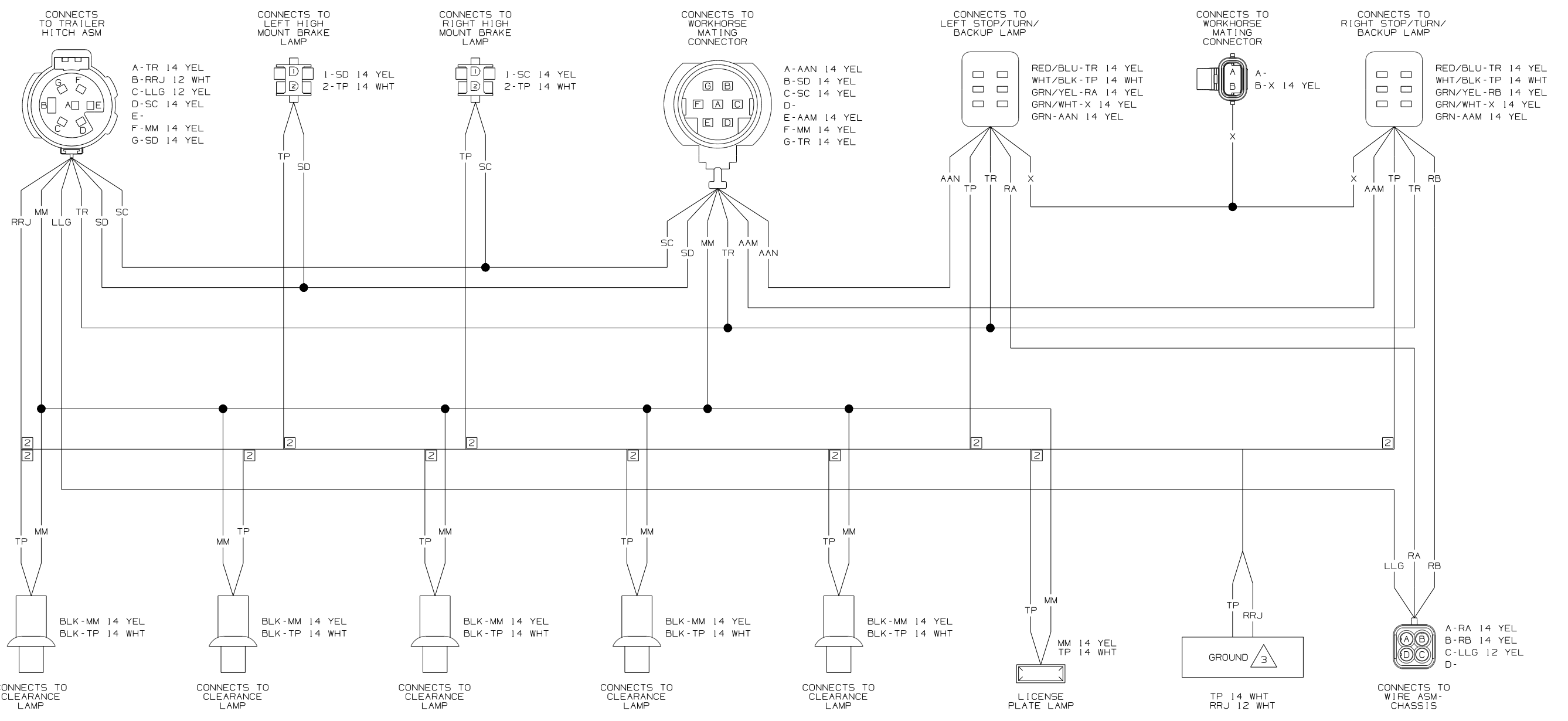


WIRING DIAGRAM-TAILLAMPS,FD
(WIRE ASM 149622-05 REV-N)

- 5 SEE WIRING DIAGRAM-AUTO FOR ADDITIONAL INFORMATION.
 - 4 SEE MANUFACTURERS DIAGRAM FOR ADDITIONAL INFORMATION.
 - 3 GROUNDS ARE SHOWN AS A SINGLE LINE FOR EASE IN TRACING. EACH GROUND CIRCUIT IS SEPERATE IN THE HARNESS.
 - 2 NOT A SPLICE POINT. INDICATES ENTRY INTO WIRING HARNESS.
1. SPLICES ARE THEORETICAL AND MAY DIFFER IN THE HARNESS.

NOTES:

FIRST USED	07 F-SERIES		
TITLE	DO NOT SCALE DRAWING		
TITLE	WIRING DIAGRAM-AUTO LAMPS		
SHEET 5	PART NO	156371	REV

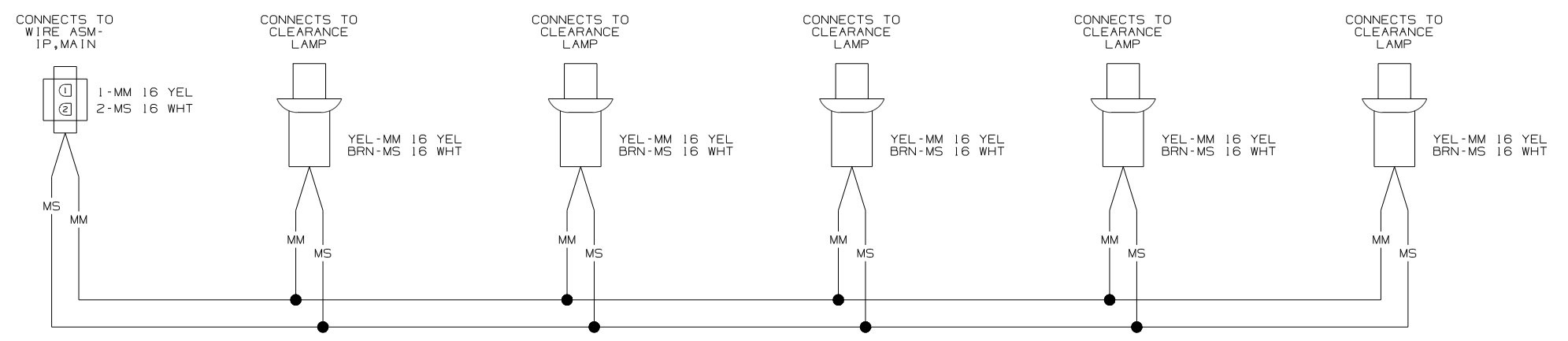


WIRING DIAGRAM-TAILLAMPS, WH (WIRE ASM 149622-06 REV-N)

- 5 SEE WIRING DIAGRAM-AUTO FOR ADDITIONAL INFORMATION.
 - 4 SEE MANUFACTURERS DIAGRAM FOR ADDITIONAL INFORMATION.
 - 3 GROUNDS ARE SHOWN AS A SINGLE LINE FOR EASE IN TRACING. EACH GROUND CIRCUIT IS SEPERATE IN THE HARNESS.
 - 2 NOT A SPLICE POINT. INDICATES ENTRY INTO WIRING HARNESS.
1. SPLICES ARE THEORETICAL AND MAY DIFFER IN THE HARNESS.

NOTES:

FIRST USED	07 F-SERIES		
TITLE:	DO NOT SCALE DRAWING		
	WIRING DIAGRAM-AUTO LAMPS		
SHEET 6	PART NO	156371	REV



WIRING DIAGRAM-CLEARANCE LAMPS
(WIRE ASM 126486-01 REV-F)

- 5 SEE WIRING DIAGRAM-AUTO FOR ADDITIONAL INFORMATION.
- 4 SEE MANUFACTURERS DIAGRAM FOR ADDITIONAL INFORMATION.
- 3 GROUNDS ARE SHOWN AS A SINGLE LINE FOR EASE IN TRACING. EACH GROUND CIRCUIT IS SEPERATE IN THE HARNESS.
- 2 NOT A SPLICE POINT. INDICATES ENTRY INTO WIRING HARNESS.
1. SPLICES ARE THEORETICAL AND MAY DIFFER IN THE HARNESS.

NOTES:

FIRST USED		07 F-SERIES	
DO NOT SCALE DRAWING			
TITLE: WIRING DIAGRAM-AUTO LAMPS			
SHEET 7	PART NO	156371	REV