



**DANGER**

**Danger of electrical shock, burns or death.** Always remove all power sources before attempting any repair, service or diagnostic work. Power can be present from shore power, generator, inverter or battery. All power sources must be disabled and secured before performing any service.



**CAUTION**

If you lack the skills, tools or equipment to perform diagnostic or repair work leave such work to an authorized Winnebago Industries dealer or other qualified shop.

8	7	6	5	4	3	2
DRAWING NO.	FEATURES	SHEETS				
157187-01	1PJ 1PL 1PN	1,2,4				
157187-02	16H 16M	1,3,4				

RELEASE REV DATE A  
 REV ZONE REVISION RECORD DATE DFR-ORIG  
 DWG NO 157187

D-SERIES

		D26P	D29R	D30B	D33T	D34A	D35J
CABLE ASM-CHASSIS GND EXT (BLK)	16H 16M	N/A	133566-12-032	133566-12-019	133566-12-028	133566-12-012	133566-12-016
CABLE ASM-CHASSIS POWER EXT (RED)	16H 16M	N/A	141415-32-034	141415-32-018	141415-32-030	141415-32-014	141415-32-017
CABLE ASM-CHASSIS BATTERY (RED)	16H 16M	N/A	141415-32-007	141415-32-007	141415-32-007	141415-32-007	141415-32-007
CABLE ASM-STARTER (RED)	1PJ 1PL 1PN	141415-35-025	141415-35-034	141415-35-024	141415-35-035	141415-35-017	141415-35-023
CABLE ASM-COACH BATTERY (YEL)	16H 16M 1PJ 1PL 1PN	141416-52-016	141416-52-032	141416-52-011	141416-52-025	141416-52-015	141416-52-011
CABLE ASM-COACH BATTERY GND (BLK)	16H 16M 1PJ 1PL 1PN	133567-12-008	133567-12-008	133567-12-008	133567-12-008	133567-12-008	133567-12-008
CABLE ASM-CHASSIS BATTERY (PUR)	16H 16M 1PJ 1PL 1PN	141415-12-015	141415-12-026	141415-12-008	141415-12-018	141415-12-015	141415-12-008
CABLE ASM-GENERATOR (GRN)	16H 16M 1PJ 1PL 1PN	141415-42-072	141415-42-083	141415-42-082	141415-42-092	141415-42-092	141415-42-097
CABLE ASM-GENERATOR GND (BLK)	16H 16M 1PJ 1PL 1PN	133566-12-008	133566-12-008	133566-12-008	-----	-----	-----
LEVELING SYSTEM POWER CABLE (BLU)	60M	141415-22-037	141415-22-049	141415-22-037	141415-22-043	141415-22-029	141415-22-040
LEVELING SYSTEM GND CABLE (BLK)	60M	133566-11-008	133566-11-008	133566-11-008	133566-11-008	133566-11-008	133566-11-008

E-SERIES

		E30B	E33T
CABLE ASM-CHASSIS GND EXT (BLK)	16H 16M	133566-12-019	133566-12-028
CABLE ASM-CHASSIS POWER EXT (RED)	16H 16M	141415-32-018	141415-32-030
CABLE ASM-CHASSIS BATTERY (RED)	16H 16M	141415-32-007	141415-32-007
CABLE ASM-STARTER (RED)	1PL	-----	141415-35-035
CABLE ASM-COACH BATTERY (YEL)	16H 16M 1PL	141416-52-011	141416-52-025
CABLE ASM-COACH BATTERY GND (BLK)	16H 16M 1PL	133567-12-008	133567-12-008
CABLE ASM-CHASSIS BATTERY (PUR)	16H 16M 1PL	141415-12-008	141415-12-018
CABLE ASM-GENERATOR (GRN)	16H 16M 1PL	141415-42-082	141415-42-092
CABLE ASM-GENERATOR GND (BLK)	16H 16M 1PL	133566-12-008	-----
LEVELING SYSTEM POWER CABLE (BLU)	64H	141415-22-037	141415-22-043
LEVELING SYSTEM GND CABLE (BLK)	64H	133566-11-008	133566-11-008

- 64H HYDRAULIC LEVELING JACKS
- 60M HYDRAULIC LEVEL JACKS-AUTO
- 1PN WORKHORSE 20,700#
- 1PL WORKHORSE 18,000# GVWR (W18)
- 1PJ WORKHORSE 16,000# GVWR (W16)
- 16M FORD CHASSIS 20,500#/V10 ENG
- 16H FORD CHASSIS 18,000#/V10 ENG
- 265 CODES/STANDARDS-CSA/CMVSS
- 1B1 CODES/STANDARDS USA

**WINNEBAGO** COPYRIGHT 2006 WINNEBAGO INDUSTRIES, INC.

DFTR	ORIG. DATE
CHKR	ALL DIMENSIONS ARE IN MILLIMETERS
P.E.	
M.E.	FIRST USED
DSNR	07 D & E-SERIES
UNSPECIFIED TOLERANCES ARE:	MATERIAL:
HOLE DIM (X)	: 3
ONE-PLACE (X.X)	: 1.5
TWO-PLACE (X.XX)	: 0.50
ANGLE	: 1°
THIRD ANGLE PROJECTION	

DO NOT SCALE DRAWING

TITLE: BATTERY INSTL

SHEET 1 of 4 PART NO 157187 REV

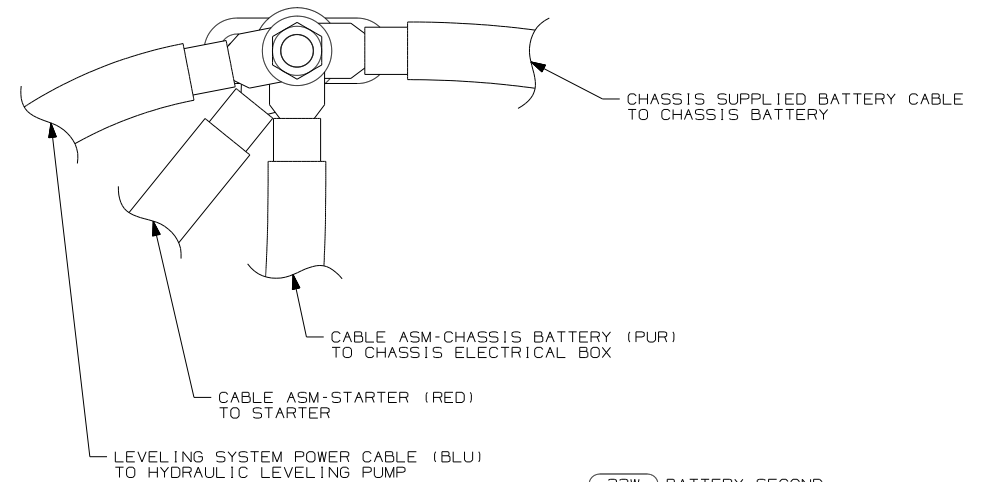
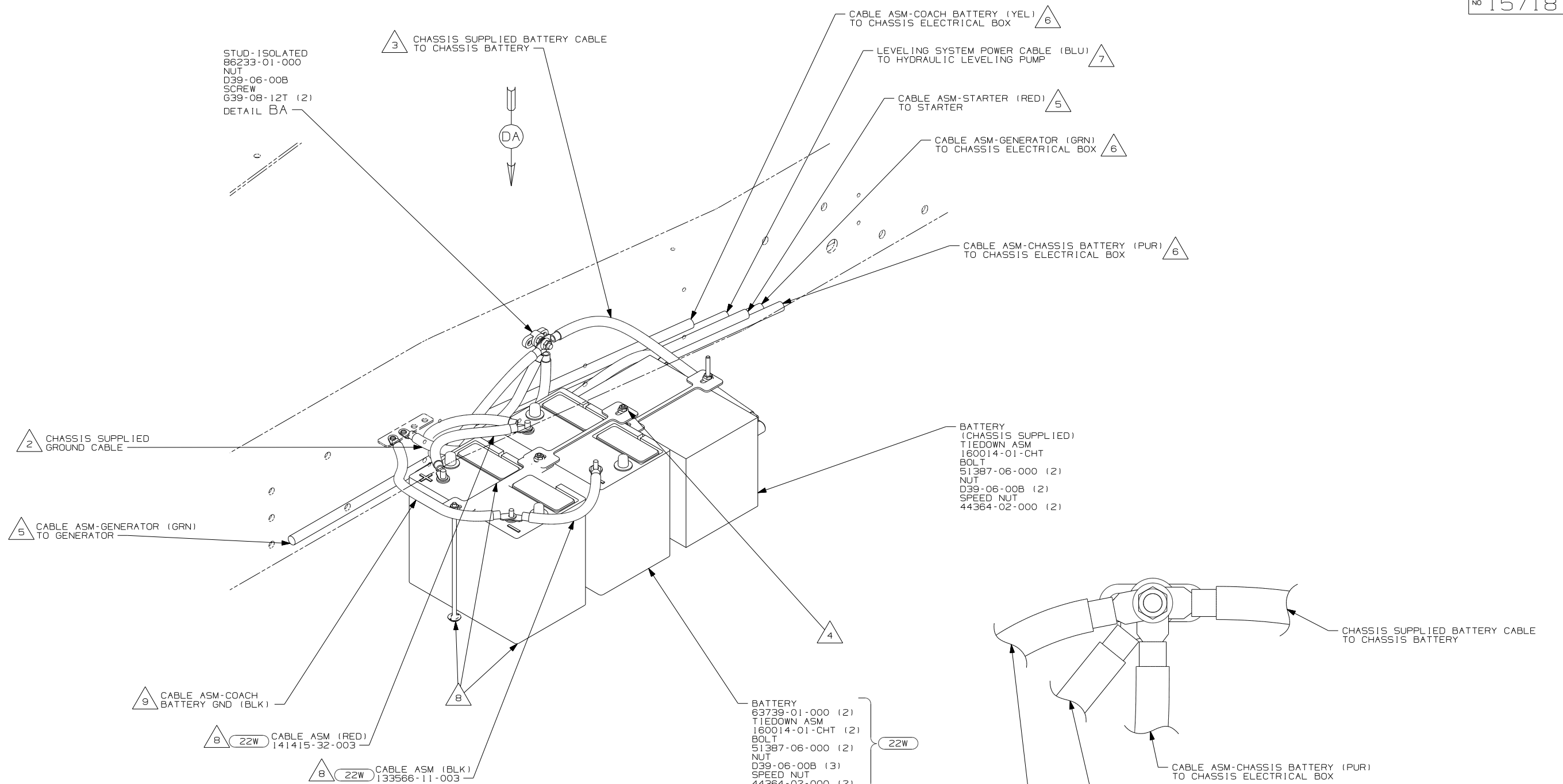
REF: 1 5/15/2007

1 BATTERY CABLES MUST BE INSTALLED TO STARTER MOTOR BEFORE ENGINE WIRING HARNESS AND ROUTED IN SUCH A MANNER AS TO PREVENT ANY POSSIBLE DEGRADATION FROM THE EXHAUST SYSTEM.

FOR ELECTRICAL TORQUE SPECIFICATIONS SEE DWG NO. 128783-01-000

FOR ELECTRICAL CALLOUTS SEE DWG NO. 121339-01-000

STUD-ISOLATED  
86233-01-000  
NUT  
D39-06-00B  
SCREW  
639-08-12T (2)  
DETAIL BA



- 9 CONNECTS TO CENTER BATTERY WITH 12X
- 8 NOT USED WITH 12X
- 7 SEE LEVELING SYSTEM INSTL FOR ADDITIONAL INFORMATION.
- 6 SEE CHASSIS ELECTRICAL BOX ASM FOR ADDITIONAL INFORMATION.
- 5 SEE WIRING INSTL-CHASSIS FOR ADDITIONAL INFORMATION.
- 4 USE TWO NUTS HERE TO ACCOUNT FOR BATTERY HEIGHT DIFFERENCE.
- 3 LOCATE CHASSIS SUPPLIED POSITIVE CABLE, REDUCE LENGTH TO 700MM AND ADD TERMINAL 68070-01-000 TO THE CUT END.
- 2 LOCATE CHASSIS SUPPLIED GROUND CABLE, REDUCE LENGTH TO 700MM AND ADD TERMINAL 8348-01-000 TO THE CUT END.
- 1 SUPPLIED WITH CHASSIS.

NOTES:

BATTERY BOX  
(WORKHORSE)

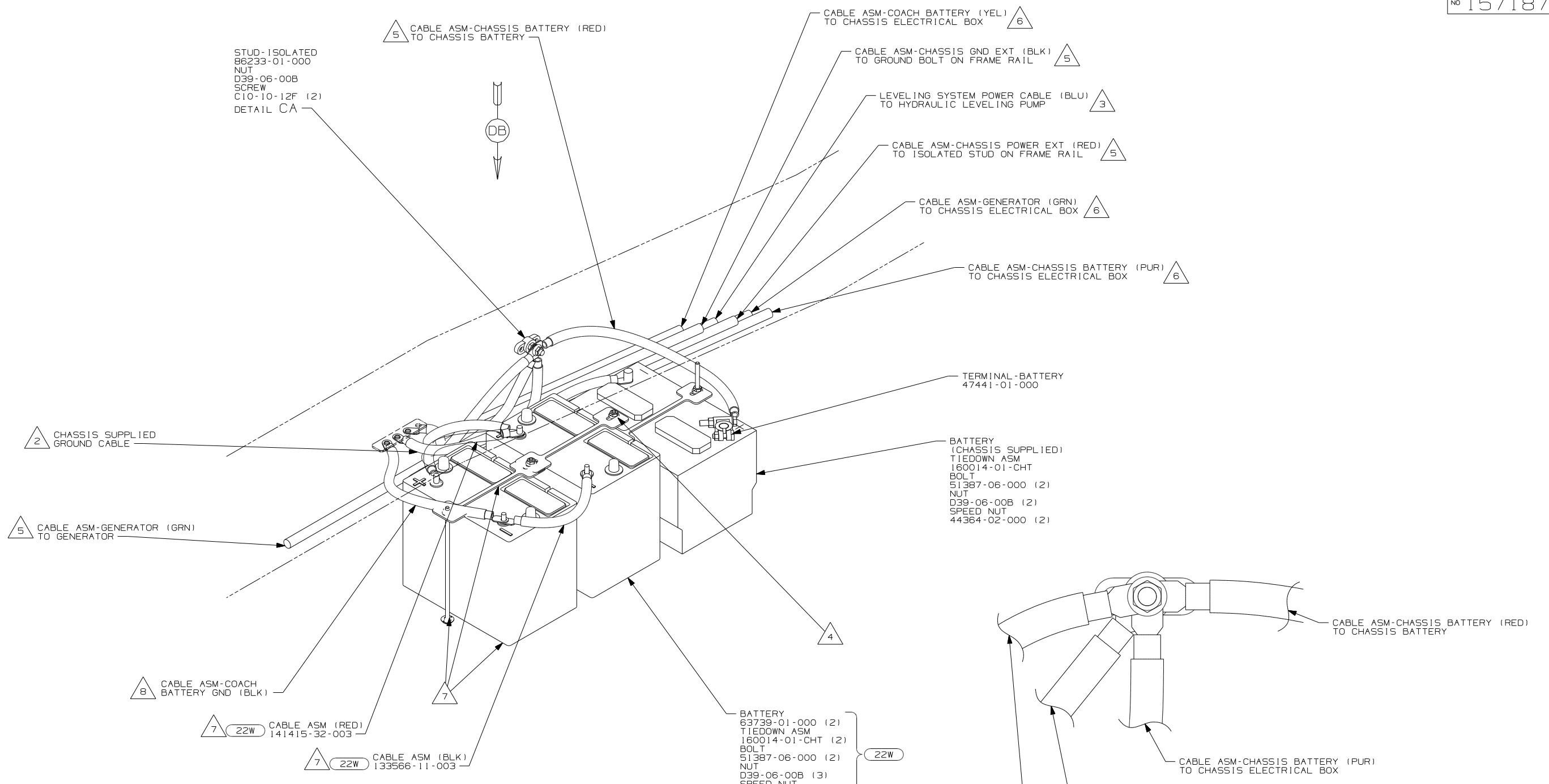
- BATTERY  
63739-01-000 (2)  
TIEDOWN ASM  
160014-01-000 (2)  
BOLT  
51387-06-000 (2)  
NUT  
D39-06-00B (3)  
SPEED NUT  
44364-02-000 (2)
- BATTERY  
63739-01-000  
TIEDOWN ASM  
160014-01-000  
BOLT  
51387-06-000  
NUT  
D39-06-00B (2)  
SPEED NUT  
44364-02-000

- 22W BATTERY-SECOND
- 12X BATTERY-ONE
- 265 CODES/STANDARDS-CSA/CMVSS
- 1B1 CODES/STANDARDS USA

FOR ELECTRICAL  
TORQUE  
SPECIFICATIONS  
SEE DWG NO.  
128783-01-000

FOR  
ELECTRICAL  
CALLOUTS  
SEE DWG NO.  
121339-01-000

FIRST USED	
07 D & E-SERIES	
DO NOT SCALE DRAWING	
TITLE: BATTERY INSTL	
SHEET 2	PART NO 157187 REV



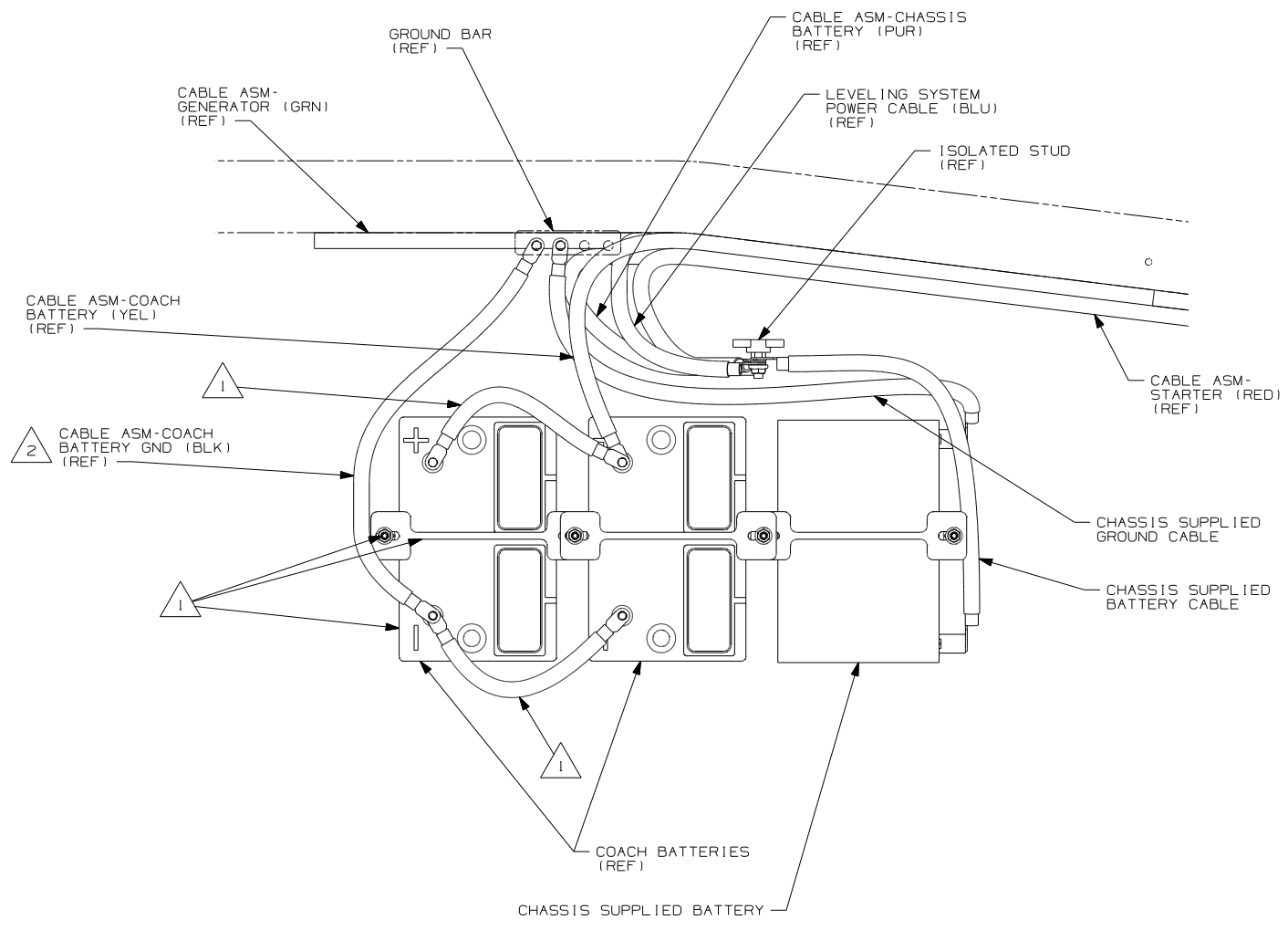
- 8 CONNECTS TO CENTER BATTERY WITH 12X
- 7 NOT USED WITH 12X
- 6 SEE CHASSIS ELECTRICAL BOX ASM FOR ADDITIONAL INFORMATION.
- 5 SEE WIRING INSTL-CHASSIS FOR ADDITIONAL INFORMATION.
- 4 USE TWO NUTS HERE TO ACCOUNT FOR BATTERY HEIGHT DIFFERENCE.
- 3 SEE LEVELING SYSTEM INSTL FOR ADDITIONAL INFORMATION.
- 2 LOCATE CHASSIS SUPPLIED GROUND CABLE, REDUCE LENGTH TO 700MM AND ADD TERMINAL 8348-01-000 TO THE CUT END.
- 1 SUPPLIED WITH CHASSIS.

- 22W BATTERY-SECOND
- 12X BATTERY-ONE
- 265 CODES/STANDARDS-CSA/CMVSS
- 1B1 CODES/STANDARDS USA

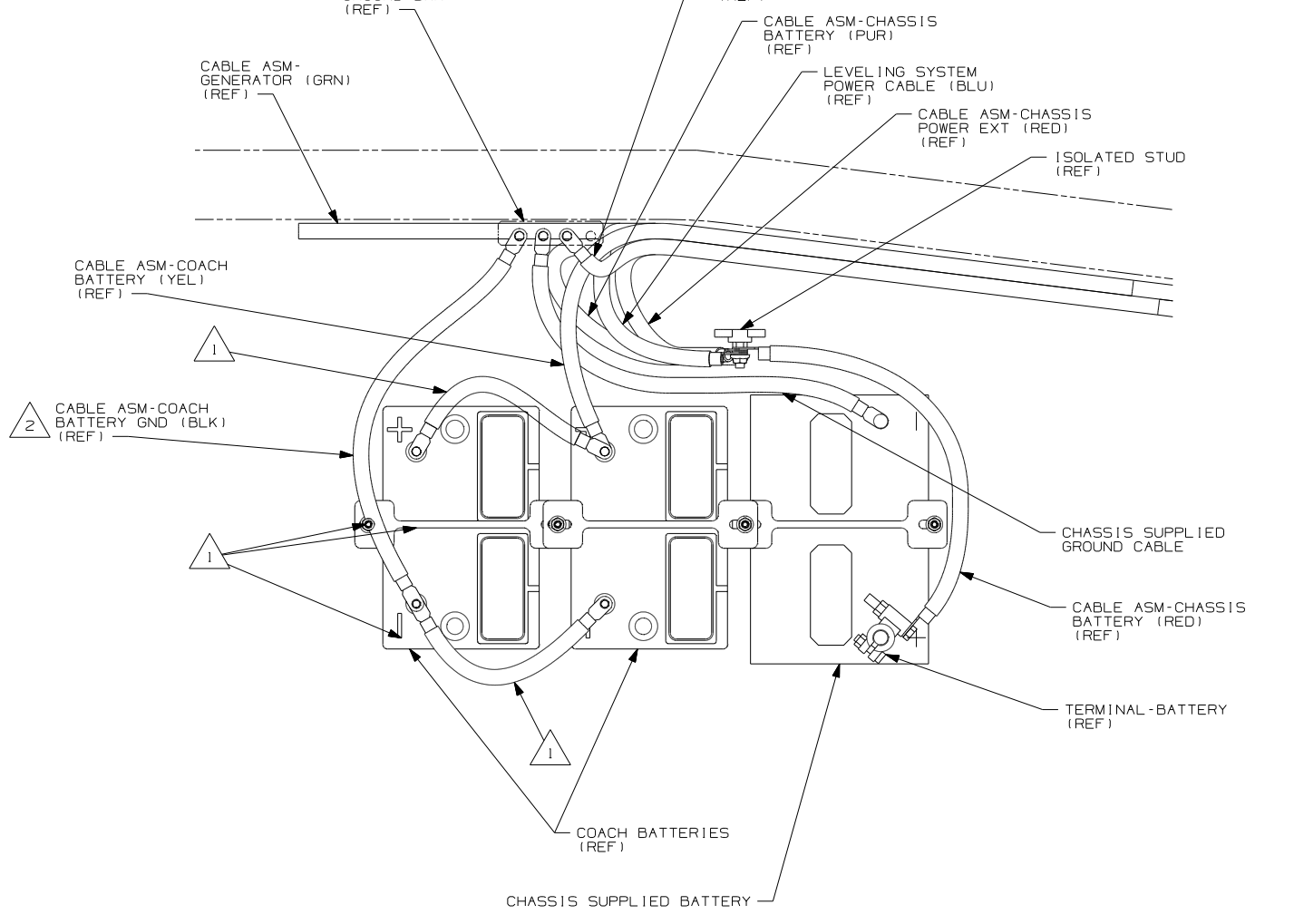
FIRST USED	
07 D & E-SERIES	
DO NOT SCALE DRAWING	
TITLE: BATTERY INSTL	
SHEET 3	PART NO 157187 REV

FOR ELECTRICAL  
TORQUE  
SPECIFICATIONS  
SEE DWG NO.  
128783-01-000

FOR  
ELECTRICAL  
CALLOUTS  
SEE DWG NO.  
121339-01-000



VIEW DA  
(WORKHORSE)



VIEW DB  
(FORD)

NOTES:  
 2 CONNECTS TO CENTER BATTERY WITH 12X  
 1 NOT USED WITH 12X

FOR ELECTRICAL TORQUE SPECIFICATIONS SEE DWG NO. 128783-01-000

FOR ELECTRICAL CALLOUTS SEE DWG NO. 121339-01-000

- 12X BATTERY-ONE
- 265 CODES/STANDARDS-CSA/CMVSS
- 1B1 CODES/STANDARDS USA

1B1 265	
FIRST USED	
07 D & E-SERIES	
DO NOT SCALE DRAWING	
TITLE: BATTERY INSTL	
SHEET 4	PART NO 157187 REV