



**DANGER**

**Danger of electrical shock, burns or death.** Always remove all power sources before attempting any repair, service or diagnostic work. Power can be present from shore power, generator, inverter or battery. All power sources must be disabled and secured before performing any service.

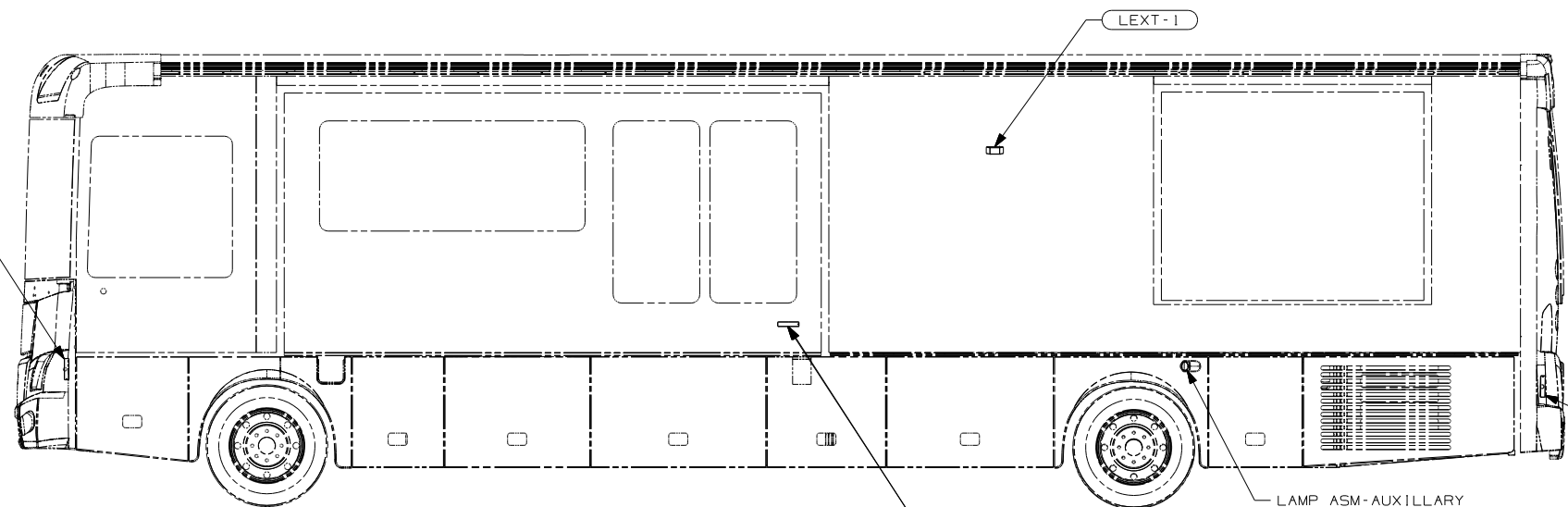


**CAUTION**

If you lack the skills, tools or equipment to perform diagnostic or repair work leave such work to an authorized Winnebago Industries dealer or other qualified shop.

DRAWING NO.	
152108-01	(WIN)
152108-02	(ITA)

RELEASE	REV DATE	DWG NO
A		152108
REV ZONE	REVISION RECORD	DATE DFR-0R16

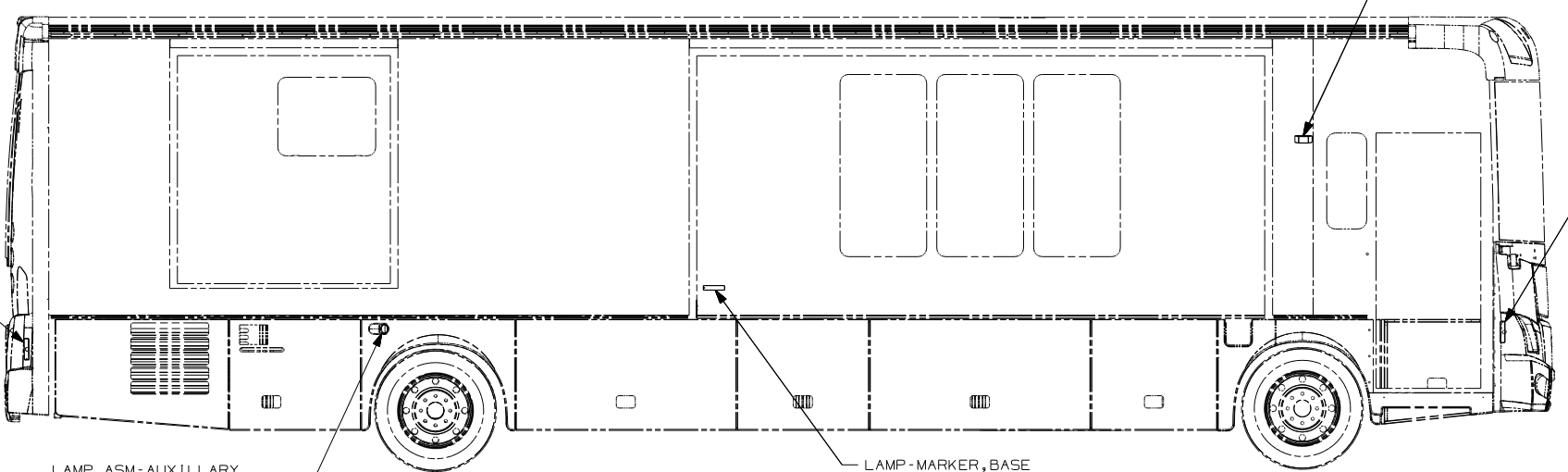


(WIN) LAMP-MARKER, AMBER  
117826-02-000  
GASKET-MARKER LIGHT  
117826-03-000  
BULB  
36196-01-000  
SCREW  
G11-08-12U (EXT) (2)

LAMP-MARKER, BASE  
111102-01-000  
LAMP-MARKER, LENS, AMBER  
111102-02-000  
SCREW  
G11-08-12U (EXT) (2)  
CONNECTOR  
58028-01-000 (4)

LAMP ASM-AUXILLARY  
129746-01-000  
NUT  
40921-05-000 (2)  
SCREW  
G39-08-10U (EXT) (3)  
SHIM-STRIKER  
120494-03-CHT (A/R)

LAMP ASM-MARKER, RED  
117826-01-000  
GASKET-MARKER LIGHT  
117826-03-000  
BULB  
36196-01-000  
SCREW  
G11-08-12U (EXT) (2)



LAMP ASM-MARKER, RED  
117826-01-000  
GASKET-MARKER LIGHT  
117826-03-000  
BULB  
36196-01-000  
SCREW  
G11-08-12U (EXT) (2)

LAMP-MARKER, BASE  
111102-01-000  
LAMP-MARKER, LENS, AMBER  
111102-02-000  
SCREW  
G11-08-12U (EXT) (2)  
CONNECTOR  
58028-01-000 (4)

LAMP ASM-AUXILLARY  
129746-01-000  
NUT  
40921-05-000 (2)  
SCREW  
G39-08-10U (EXT) (3)  
SHIM-STRIKER  
120494-03-CHT (A/R)

(WIN) LAMP-MARKER, AMBER  
117826-02-000  
GASKET-MARKER LIGHT  
117826-03-000  
BULB  
36196-01-000  
SCREW  
G11-08-12U (EXT) (2)

- (ITA) ITASCA ONLY
  - (WIN) WINNEBAGO ONLY
  - (265) CODES/STANDARDS-CSA/CMVSS
  - (1B1) CODES/STANDARDS USA
- (1B1) (265)

**WINNEBAGO** INDUSTRIES, INC. COPYRIGHT 2004

DFTR	ORIG. DATE
CHKR	ALL DIMENSIONS ARE IN MILLIMETERS
P.E.	
M.E.	FIRST USED
DSNR	06 S-SERIES

UNSPECIFIED TOLERANCES ARE: MATERIAL:

HOLE DIM (X)	:
ONE-PLACE (X.X)	:
TWO-PLACE (X.XX)	:
ANGLE	:

THIRD ANGLE PROJECTION

DO NOT SCALE DRAWING

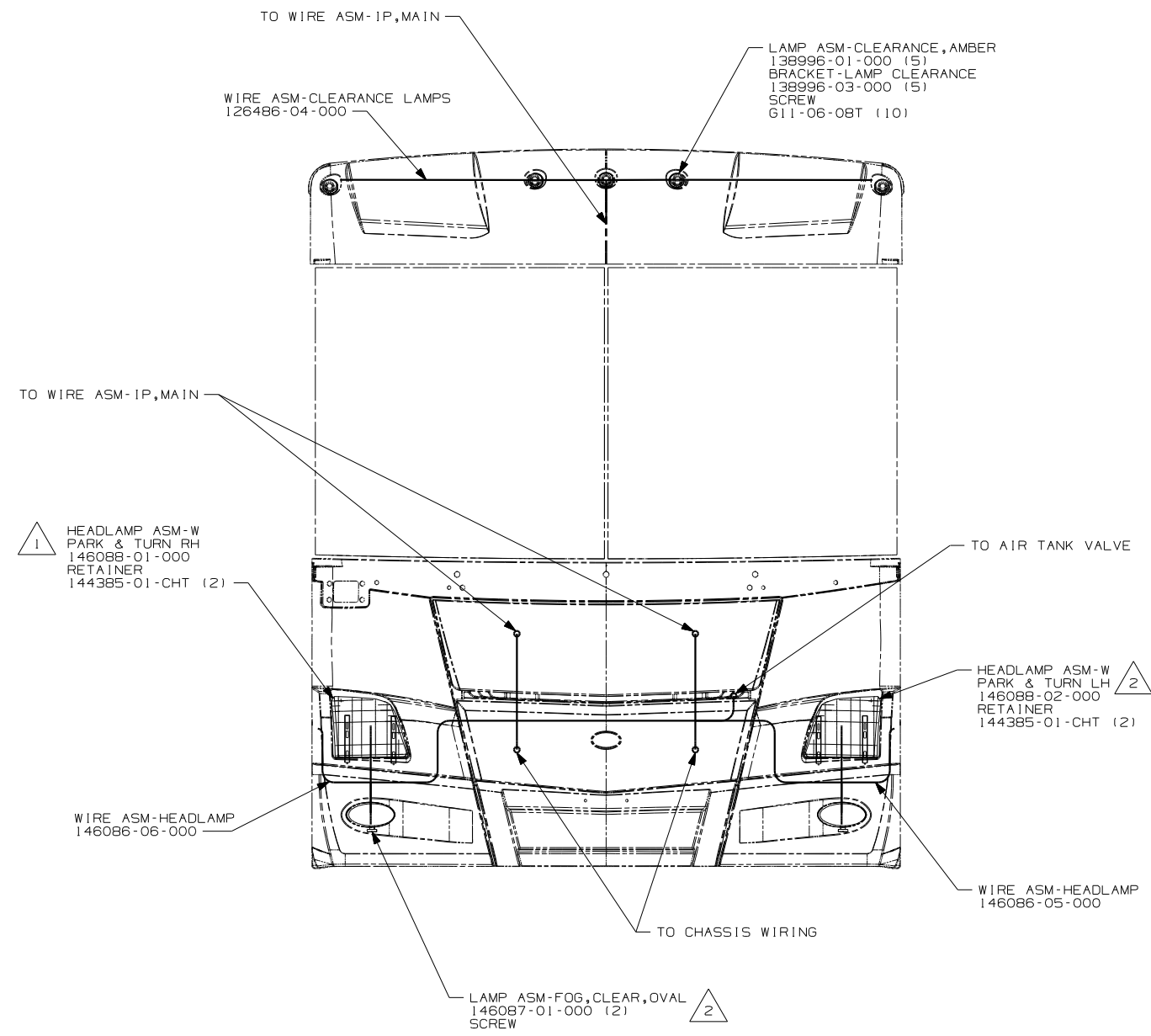
TITLE: WIRING INSTL-EXTERIOR LAMPS

SHEET 1 OF 3 PART NO 152108

REF: 148562-D | 4/20/2005

FOR ELECTRICAL TORQUE SPECIFICATIONS SEE DWG NO. 128783-01-000

(X-X) FOR ELECTRICAL CALLOUTS SEE DWG NO. 121339-01-000



- △ 2 USE ALLAN HEAD SCREW PROVIDED WITH FOG LAMP. TORQUE TO 14 FT/LBS.
- △ 1 CUT PLUG OFF HEADLIGHT ASSEMBLY, CONNECT AND HEAT SHRINK AS FOLLOWS:  
DDM OR DDL TO BLACK, MM TO BROWN, WHITE/BLUE TO RA OR RB,  
GREEN/BLACK TO NB, GREEN/ORANGE TO NA.

NOTES:

- 240 TRAILER HITCH
- WIN WINNEBAGO ONLY
- 265 CODES/STANDARDS-CSA/CMVSS
- 1B1 CODES/STANDARDS USA

1B1 265 WIN

FOR ELECTRICAL TORQUE SPECIFICATIONS SEE DWG NO. 128783-01-000

FOR ELECTRICAL CALLOUTS SEE DWG NO. 121339-01-000

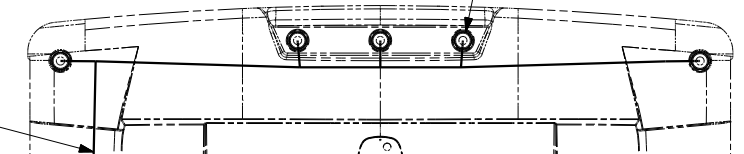
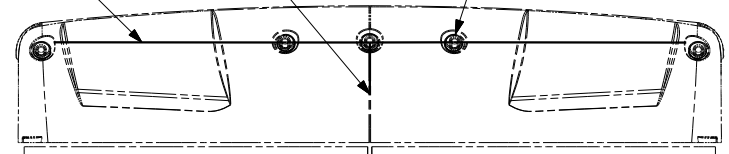
FIRST USED	
06 S-SERIES	
DO NOT SCALE DRAWING	
TITLE:	
WIRING INSTL-EXTERIOR LAMPS	
SHEET 2	PART NO 152108

TO WIRE ASM-IP,MAIN

WIRE ASM-CLEARANCE LAMPS  
126486-04-000

LAMP ASM-CLEARANCE, AMBER  
138996-01-000 (5)  
BRACKET-LAMP CLEARANCE  
138996-03-000 (5)  
SCREW  
G11-06-0BT (10)

LAMP ASM-CLEARANCE, RED  
138996-02-000 (5)  
BRACKET-LAMP CLEARANCE  
138996-03-000 (5)  
SCREW  
G11-06-0BT (EXT) (10)



WIRE ASM-BACKWALL, FL  
146221-06-000

WIN

LAMP ASM-STOP/TURN/TAIL/BU  
154595-02-000  
154595-04-000  
SCREW  
000655-08-12B (2)  
BULB  
112708-01-000 (3)  
117805-02-000  
BUMPER  
120760-01-000 (3)

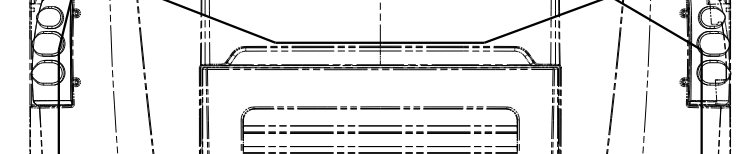
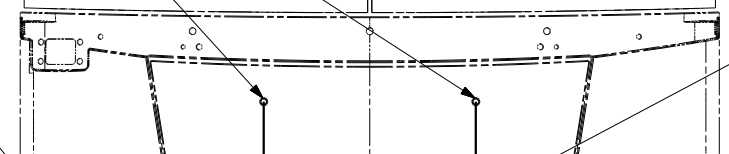
LIGHT ASM-BRAKE LED  
151076-01-000 (2)  
SCREW  
G39-06-16T (4)

TO WIRE ASM-IP,MAIN

2

HEADLAMP ASM-W/PARK & TURN  
146331-01-000  
BOLT  
000C12-06-16B (2)  
WASHER  
000E13-18-00B (2)  
NUT  
000D39-06-00B (2)  
BOLT  
OMC04K-06-016 (2)  
WASHER  
OME05K-06-180 (2)

LAMP ASM-STOP/TURN/TAIL/BU  
154595-01-000  
154595-03-000  
SCREW  
000655-08-12B (2)  
BULB  
112708-01-000 (3)  
117805-02-000  
BUMPER  
120760-01-000 (3)



TO AIR TANK VALVE

HEADLAMP ASM-W/PARK & TURN  
146331-02-000  
BOLT  
000C12-06-16B (2)  
WASHER  
000E13-18-00B (2)  
NUT  
000D39-06-00B (2)  
BOLT  
OMC04K-06-016 (2)  
WASHER  
OME05K-06-180 (2)

LAMP ASM-FOG, CLEAR, OVAL  
146332-01-000  
NUT  
OMD54F-06-000 (4)  
BULB  
146673-01-000

LAMP ASM-FOG, CLEAR, OVAL  
146332-01-000  
NUT  
OMD54F-06-000 (4)  
BULB  
146673-01-000

TRAILER PLUG  
(SUPPLIED W/CHASSIS)  
SCREW  
101618-01-000 (4)

LAMP-LICENSE  
87201-01-000 (2)  
SCREW  
G11-06-12U (EXT) (4)



WIRE ASM-HEADLAMP  
146086-08-000

ITA

ITA WIN

- (WIN) WINNEBAGO ONLY
- (ITA) ITASCA ONLY
- (240) TRAILER HITCH
- (265) CODES/STANDARDS-CSA/CMVSS
- (1B1) CODES/STANDARDS USA

(1B1) (265) (ITA) (WIN)

2

CUT PLUG OFF HEADLAMP ASSEMBLY, CONNECT AND HEATSHRINK AS FOLLOWS:  
DDL OR DDM TO BLACK, MM TO GREEN, RA OR RB TO RED

1. CONNECTOR-PLUG, TRAILER (146246-01-000) TO BE SUPPLIED IN COACH WITH (240)

FOR ELECTRICAL TORQUE SPECIFICATIONS SEE DWG NO. 128783-01-000

(X-X)  
FOR ELECTRICAL CALLOUTS SEE DWG NO. 121339-01-000

FIRST USED	
06 S-SERIES	
DO NOT SCALE DRAWING	
TITLE: WIRING INSTL-EXTERIOR LAMPS	
SHEET 3	PART NO 152108