



DANGER

Danger of electrical shock, burns or death. Always remove all power sources before attempting any repair, service or diagnostic work. Power can be present from shore power, generator, inverter or battery. All power sources must be disabled and secured before performing any service.

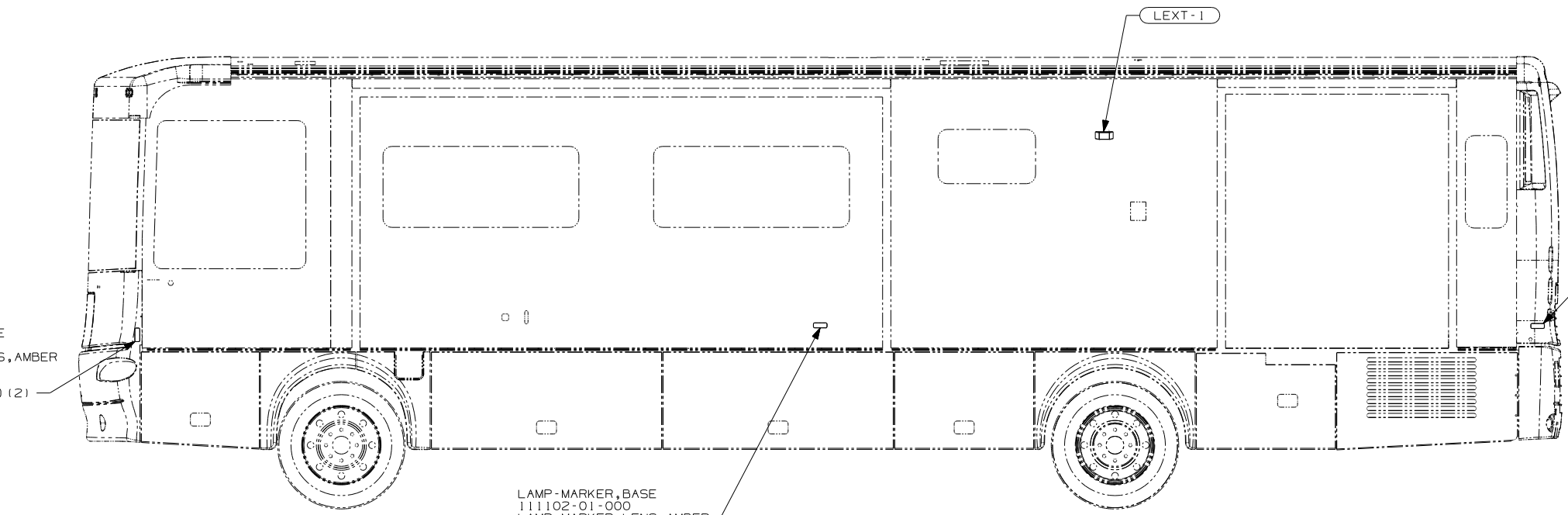


CAUTION

If you lack the skills, tools or equipment to perform diagnostic or repair work leave such work to an authorized Winnebago Industries dealer or other qualified shop.

DRAWING NO.	
152106-01	(WIN)
152106-02	(ITA)

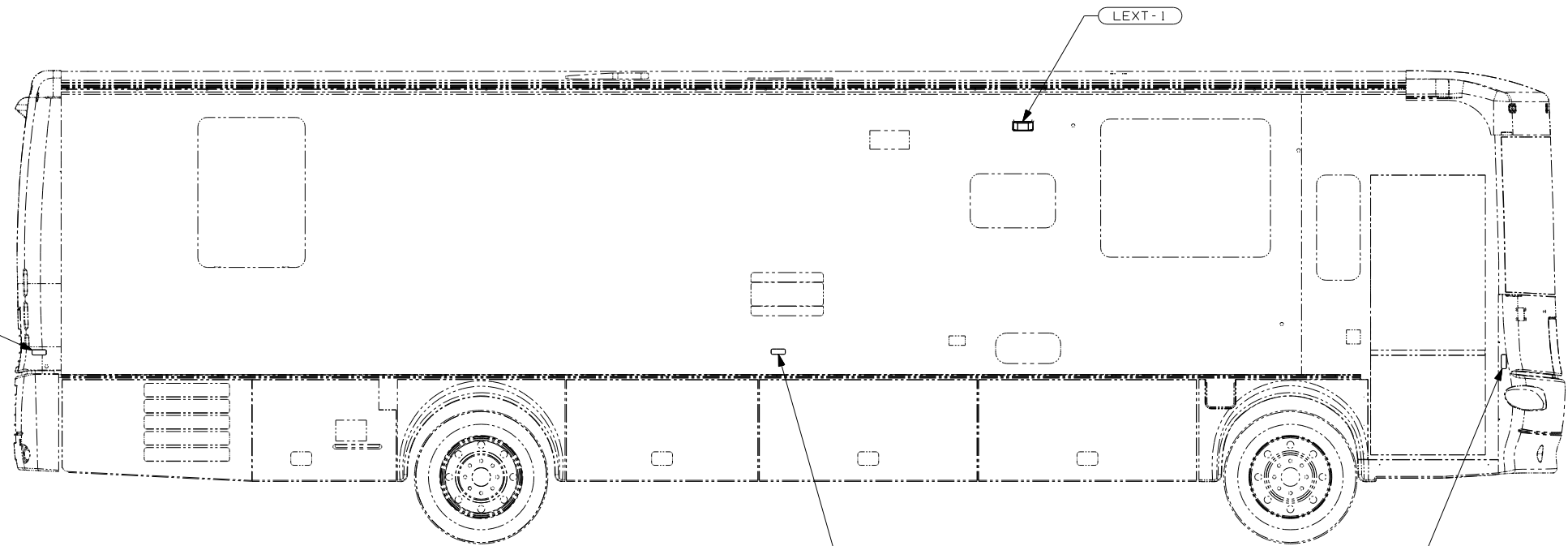
RELEASE	REV/DATE	DWG NO
A		152106
REV ZONE	REVISION RECORD	DATE
		DFTR-016



LAMP-MARKER, BASE
111102-01-000
LAMP-MARKER, LENS, RED
111102-03-000
SCREW
611-08-12U (EXT) (2)
CONNECTOR
58028-01-000 (4)

LAMP-MARKER, BASE
111102-01-000
LAMP-MARKER, LENS, AMBER
111102-02-000
SCREW
611-08-12U (EXT) (2)

LAMP-MARKER, BASE
111102-01-000
LAMP-MARKER, LENS, AMBER
111102-02-000
SCREW
611-08-12U (EXT) (2)
CONNECTOR
58028-01-000 (4)



- (265) CODES/STANDARDS-CSA/CMVSS
- (1B1) CODES/STANDARDS USA
- (1B1) (265)



DFTR	ORIG. DATE
CHKR	ALL DIMENSIONS ARE IN MILLIMETERS
P.E.	
M.E.	FIRST USED
DSNR	06 P-SERIES
UNSPECIFIED TOLERANCES ARE:	MATERIAL:
WHOLE DIM (X) :	
ONE-PLACE (X.X) :	
TWO-PLACE (X.XX) :	
ANGLE :	
THIRD ANGLE PROJECTION	

FOR ELECTRICAL TORQUE SPECIFICATIONS SEE DWG NO. 128783-01-000

(X-X) FOR ELECTRICAL CALLOUTS SEE DWG NO. 121339-01-000

DO NOT SCALE DRAWING
TITLE: WIRING INSTL-EXTERIOR LAMPS
SHEET 1 OF 2 PART NO 152106

LAMP-MARKER, BASE
133055-03-000 (5)
LAMP-MARKER, LENS, AMBER
133055-02-000 (5)
BULB
36196-01-000 (15)

(IPP) WIRE ASM-HEADLAMP
149241-01-000

TIE-WIRE-6IN
8343-01-000 (2)

BRACKET-HEADLAMP
143903-01-CHT RH
143903-02-CHT LH
SCREW-HEX
144078-01-CHT (4)
BRACKET-HEADLAMP
151374-02-CHT RH
151374-04-CHT LH
SCREW
G39-08-08U (4)
BRACKET-HEADLAMP
151373-02-CHT RH
151373-04-CHT LH
GROMMET
71015-42-000 (4)
NUT
D39-05-00B (12)

NOTES:
2 LAMP TO BE ASSEMBLED TO BRACKET PRIOR TO ITS ATTACHMENT TO THE FRONT END.
1 CONNECTOR-PLUG, TRAILER (146246-01-000) TO BE SUPPLIED IN COACH.

WIRE ASM-CLEARANCE LAMPS
126486-03-000

(IFA) (IFB) (IFI)

(WIN) WIRE ASM-BACKWALL, FL
146189-03-000
(ITA) 146189-04-000

LIGHT ASM-BRAKE, CENTER MOUNT
136917-01-000
SCREW
G39-06-16T (2)
(BLK/WHT TO YEL)
(BLK TO WHT)

2 PIN HOUSING
TO WIRE ASM-IP, MAIN

2 PIN HOUSING
TO AIR VALVE

TO WIRE ASM-IP, MAIN

2 WIRE DROP
TO SIDEMARKER LAMP

WIRE ASM-
HEADLAMP, LEFT
144850-03-000

3 PIN HOUSING
TO LEFT HEADLAMP

2 PIN HOUSING
TO FOGLEAMP

TO HORN
(CHASSIS SUPPLIED)

BRACKET-CABLE
149559-02-CHT
CLAMP
010497-12-000
SCREW
G39-08-08U (3)
PLUG
081211-01-000 (2)

CABLE-HEADLAMP 21"
145919-02-000
PLATE-ADJUSTER
147644-02-CHT
TUBE ASM-HOUSING
149562-01-CHT
SCREW
G39-10-12U
CABLE-HEADLAMP 14"
145919-01-000
CLAMP
145927-01-000
RIVET
H16-04-04R

BRACKET
146101-02-CHT
NUT
D39-05-00B
SCREW-HEX
144078-01-CHT

HEADLAMP ASM
144834-02-000
BULB
37936-01-000

BRACKET-CABLE
149559-01-CHT
CLAMP
010497-12-000
SCREW
G39-08-08U (3)
PLUG
081211-01-000 (2)

LAMP ASM-FOG, CLEAR, ROUND
151421-01-000 (2)
BOLT
C26-14-18B (4)
NUT
D39-04-00B (4)
ANGLE-MOUNT, FOGLEAMP
139686-01-CHT (2)
BOLT
C26-04-18B (4)

CABLE-HEADLAMP 21"
145919-02-000
PLATE-ADJUSTER
147644-01-CHT
TUBE ASM-HOUSING
149562-01-CHT
SCREW
G39-10-12U
CABLE-HEADLAMP 14"
145919-01-000
CLAMP
145927-01-000
RIVET
H16-04-04R

BRACKET
146101-01-CHT
NUT
D39-05-00B
SCREW-HEX
144078-01-CHT

HEADLAMP ASM
144834-01-000
BULB
37936-01-000

TAIL LAMP WIRING
DETAIL BA

TO SIDEMARKER LAMP

LAMP-LICENSE
87201-01-000
SCREW
G11-06-12U (EXT) (2)

1 TRAILER CONNECTOR,
WIRING AND FASTENERS
(CHASSIS SUPPLIED)

TP-WHT
X-RED
AAM OR MM-BLK

TP-WHT
SD-BLK

TR-RED
TP-BLK

TP-WHT
X-RED
AAN OR MM-BLK

TP-WHT
SC-BLK

TR-RED
TP-BLK

LAMP-MARKER, BASE
133055-03-000 (5)
LAMP-MARKER, LENS, RED
133055-01-000 (5)
BULB
36196-01-000 (15)

LIGHT ASM-STOP/TURN/TAIL, RED
133054-03-000 (2)
SCREW
G11-08-12U (EXT) (4)

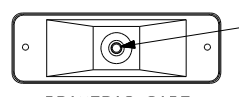
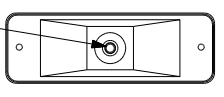
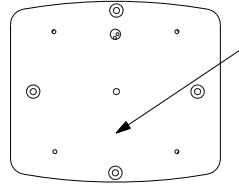
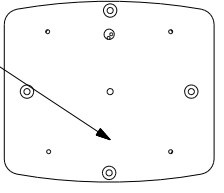
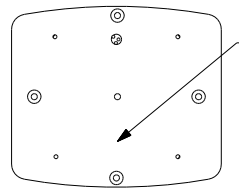
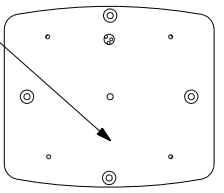
LIGHT ASM-TURN, AMBER
133054-04-000 (2)
SCREW
G11-08-12U (EXT) (4)

LIGHT ASM-BACKUP
106688-01-000 (2)
BULB
37934-01-000 (2)
SCREW
G39-10-209 (EXT) (4)

REFLECTOR-STICK ON-RED
106646-02-000 (2)

LAMP ASM-DOCKING
139001-01-000 (2)
BULB
117806-01-000 (2)
NUT-PAL
139130-01-CHT (4)
SPACER-BACKUP, LIGHT
152256-01-CHT (2)

(IFI) FRTL 27,910 350HP 7.2L 6SPD
(IFB) FRTL 300HP 5.9L 6SPD AL WHLS
(IFA) FRTL 27,910 300 5.9L 5-SP
(240) TRAILER HITCH
(ITA) ITASCA ONLY
(WIN) WINNEBAGO ONLY



DETAIL BA
(SHOWN FROM REAR SIDE)

FOR ELECTRICAL
TORQUE
SPECIFICATIONS
SEE DWG NO.
128783-01-000

FOR ELECTRICAL
CALLOUTS
SEE DWG NO.
121339-01-000

FIRST USED	
06 P-SERIES	
DO NOT SCALE DRAWING	
TITLE: WIRING INSTL-EXTERIOR LAMPS	
SHEET 2	PART NO 152106