



DANGER

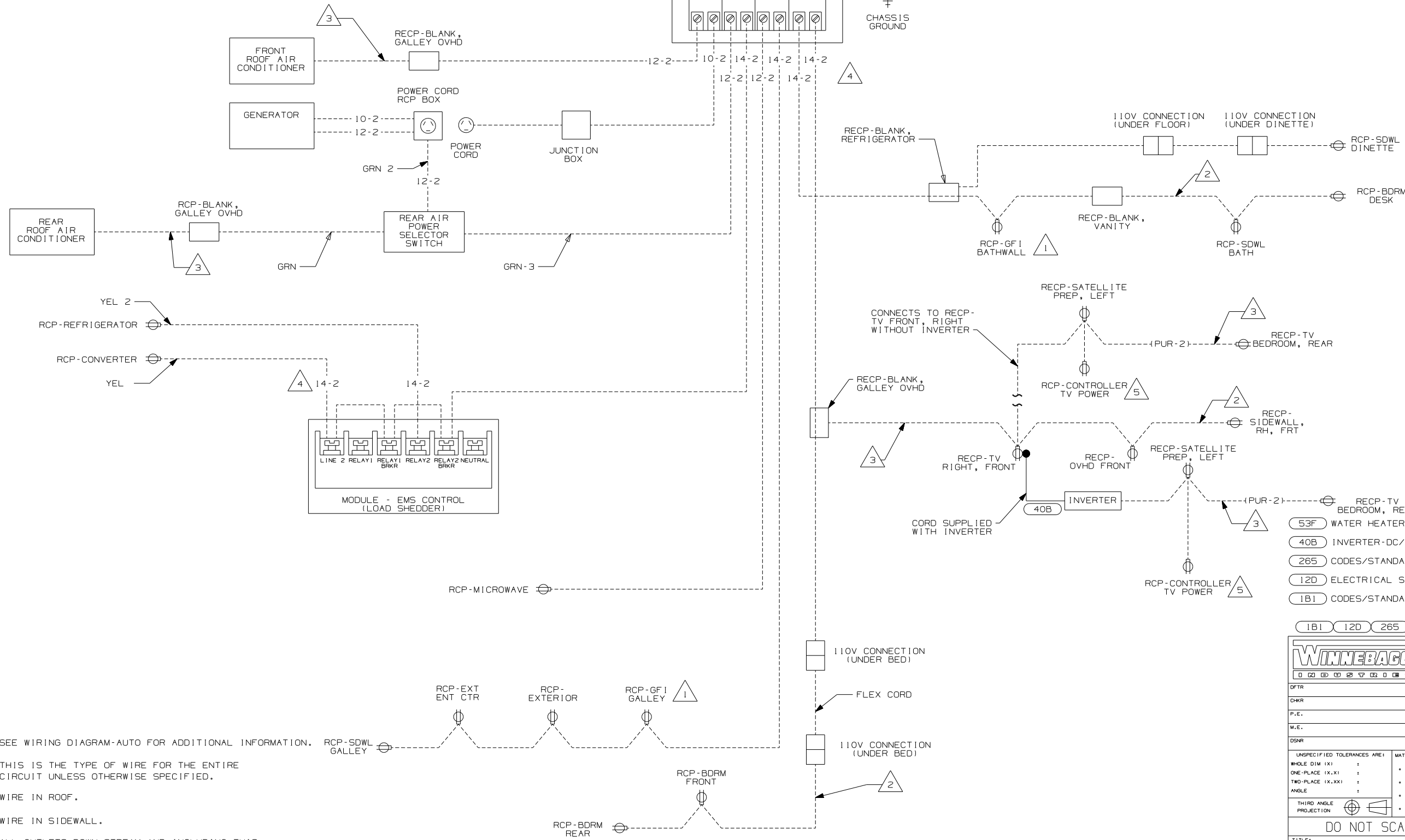
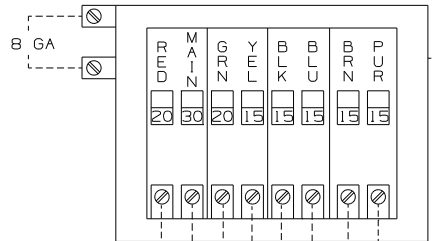
Danger of electrical shock, burns or death. Always remove all power sources before attempting any repair, service or diagnostic work. Power can be present from shore power, generator, inverter or battery. All power sources must be disabled and secured before performing any service.



CAUTION

If you lack the skills, tools or equipment to perform diagnostic or repair work leave such work to an authorized Winnebago Industries dealer or other qualified shop.

LOAD CENTER



- NOTES:
- 5 SEE WIRING DIAGRAM-AUTO FOR ADDITIONAL INFORMATION.
 - 4 THIS IS THE TYPE OF WIRE FOR THE ENTIRE CIRCUIT UNLESS OTHERWISE SPECIFIED.
 - 3 WIRE IN ROOF.
 - 2 WIRE IN SIDEWALL.
 - 1 ALL OUTLETS DOWN STREAM AND INCLUDING THIS OUTLET ARE GROUND FAULT INTERRUPT PROTECTED.

- 53F WATER HEATER-ELEC. IGNITION
- 40B INVERTER-DC/AC, 300 WATT
- 265 CODES/STANDARDS-CSA/CMVSS
- 12D ELECTRICAL SYSTEM 30 AMP
- 1B1 CODES/STANDARDS USA

1B1 12D 265 53F

WINNEBAGO COPYRIGHT 2004 WINNEBAGO INDUSTRIES, INC.

DTR	ORIG. DATE
CHKR	ALL DIMENSIONS ARE IN MILLIMETERS
P.E.	FIRST USED
M.E.	06 D35N
DSNR	

UNSPECIFIED TOLERANCES ARE: MATERIAL:

WHOLE DIM (X)	:	
ONE-PLACE (X.X)	:	
TWO-PLACE (X.XX)	:	
ANGLE	:	
THIRD ANGLE PROJECTION		

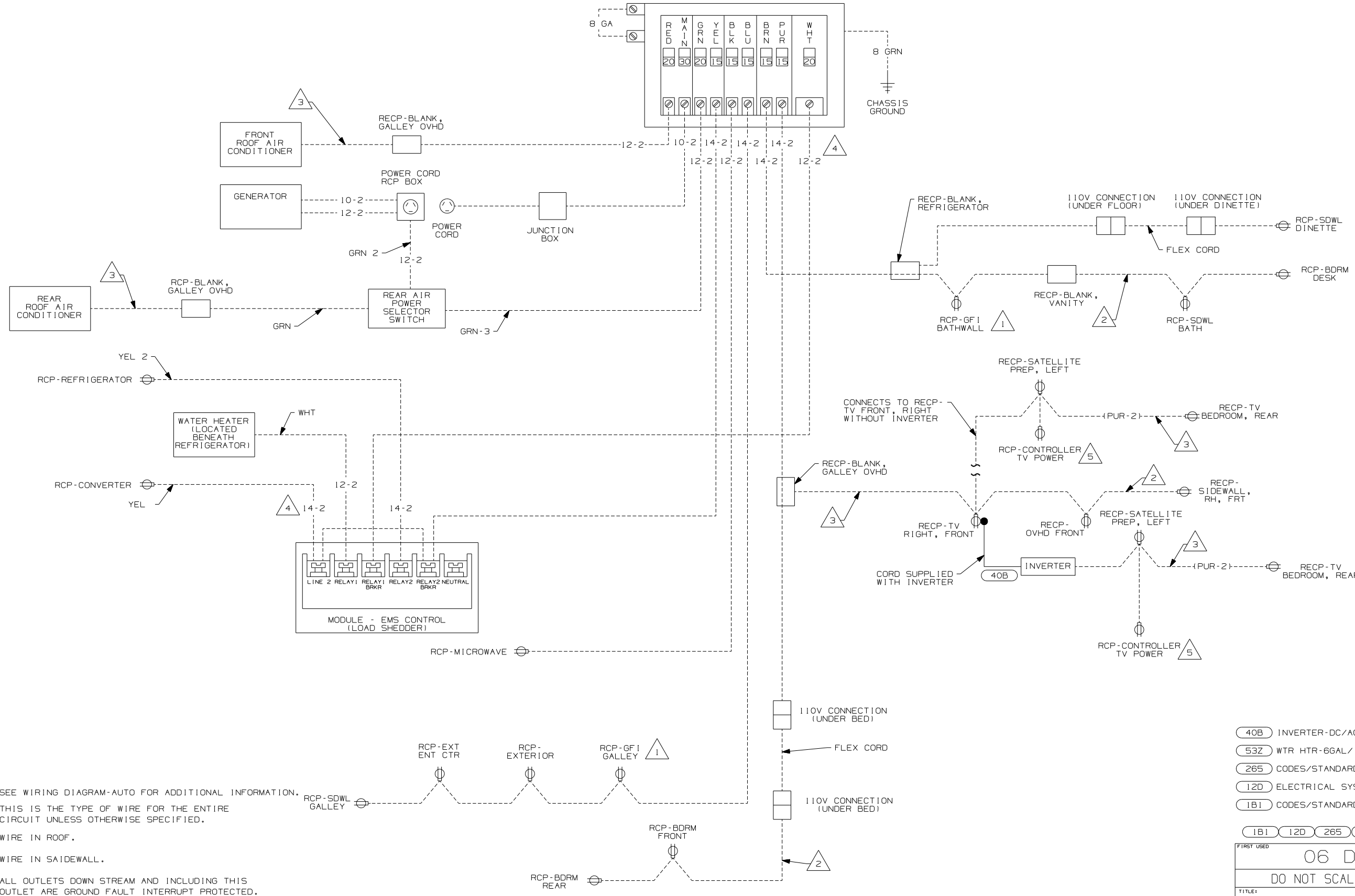
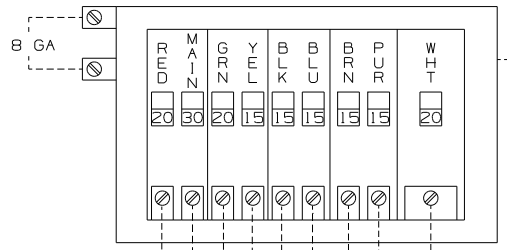
DO NOT SCALE DRAWING

TITLE: WIRING DIAGRAM-BODY, 110V

SHEET 1 OF 1 PART NO. 153875

REF: 1 7/29/2005

LOAD CENTER



- NOTES:
- 5 SEE WIRING DIAGRAM-AUTO FOR ADDITIONAL INFORMATION.
 - 4 THIS IS THE TYPE OF WIRE FOR THE ENTIRE CIRCUIT UNLESS OTHERWISE SPECIFIED.
 - 3 WIRE IN ROOF.
 - 2 WIRE IN SAIDEWALL.
 - 1 ALL OUTLETS DOWN STREAM AND INCLUDING THIS OUTLET ARE GROUND FAULT INTERRUPT PROTECTED.

- 40B INVERTER-DC/AC, 300 WATT
- 53Z WTR HTR-6GAL/110V/LP/MTR/AUTO
- 265 CODES/STANDARDS-CSA/CMVSS
- 12D ELECTRICAL SYSTEM 30 AMP
- 1B1 CODES/STANDARDS USA

FIRST USED	06 D35N
TITLE	DO NOT SCALE DRAWING
TITLE	WIRING DIAGRAM-BODY, 110V
SHEET 2	PART NO 153875