



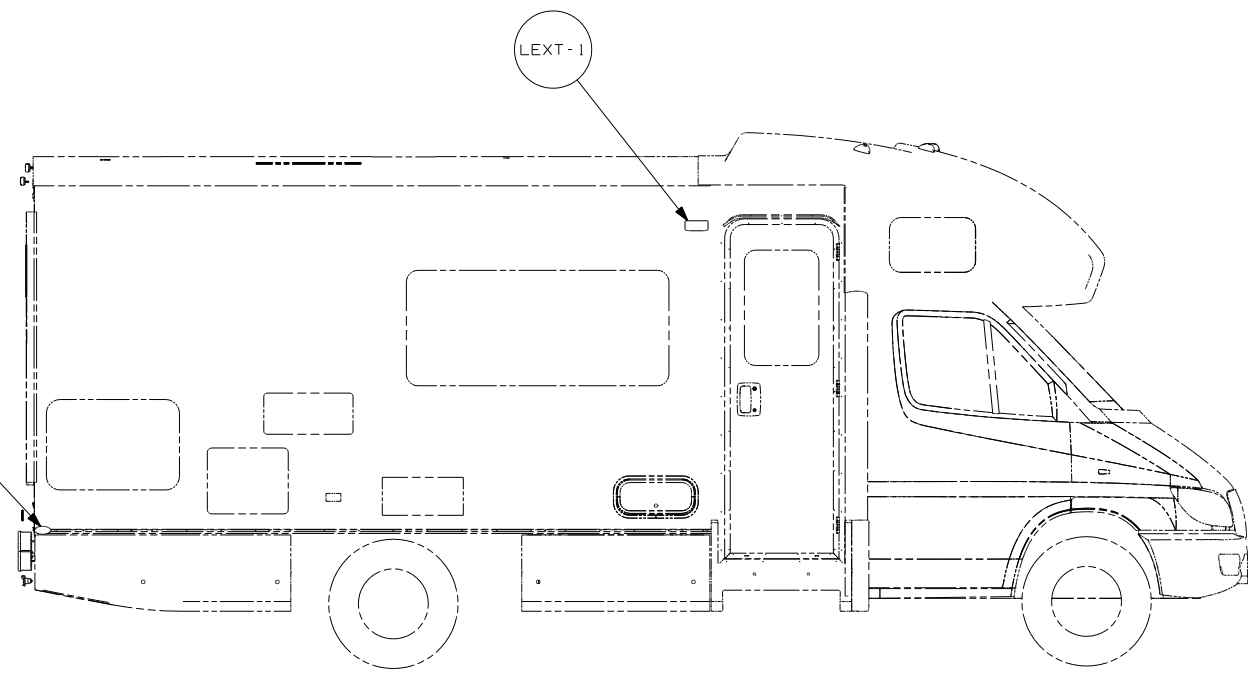
**DANGER**

**Danger of electrical shock, burns or death.** Always remove all power sources before attempting any repair, service or diagnostic work. Power can be present from shore power, generator, inverter or battery. All power sources must be disabled and secured before performing any service.

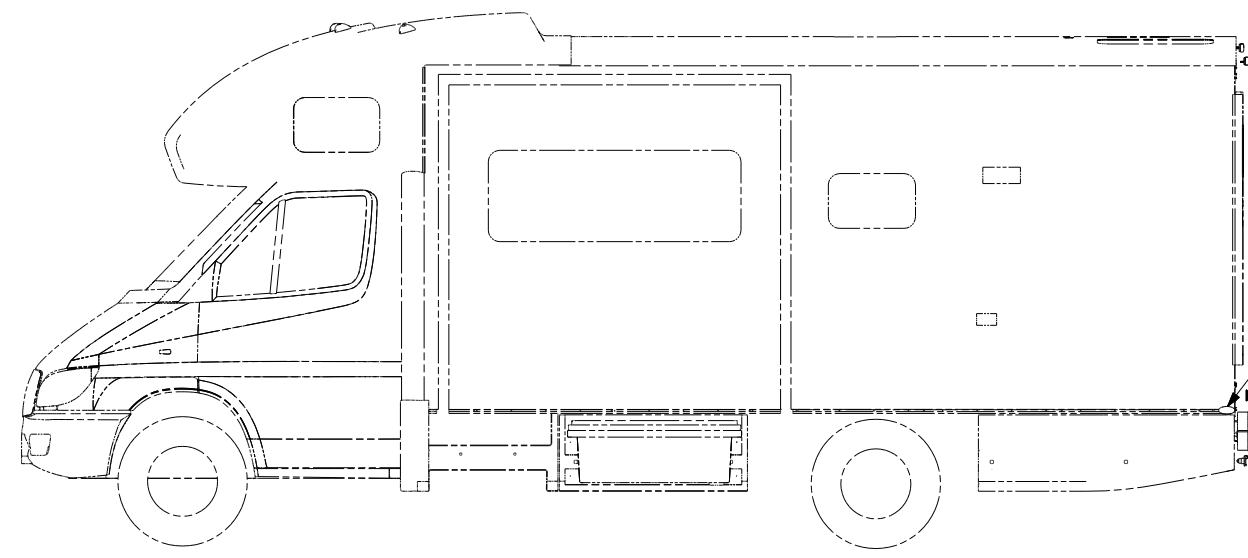


**CAUTION**

If you lack the skills, tools or equipment to perform diagnostic or repair work leave such work to an authorized Winnebago Industries dealer or other qualified shop.



LAMP-MARKER, BASE  
147680-01-000  
LAMP ASM-CLEARANCE, RED  
147680-03-CHT  
SCREW  
G11-08-12T (EXT) (2)



LAMP-MARKER, BASE  
147680-01-000  
LAMP ASM-CLEARANCE, RED  
147680-03-CHT  
SCREW  
G11-08-12T (EXT) (2)

265 CODES/STANDARDS-CSA/CMVSS  
1B1 CODES/STANDARDS USA  
1b1 265

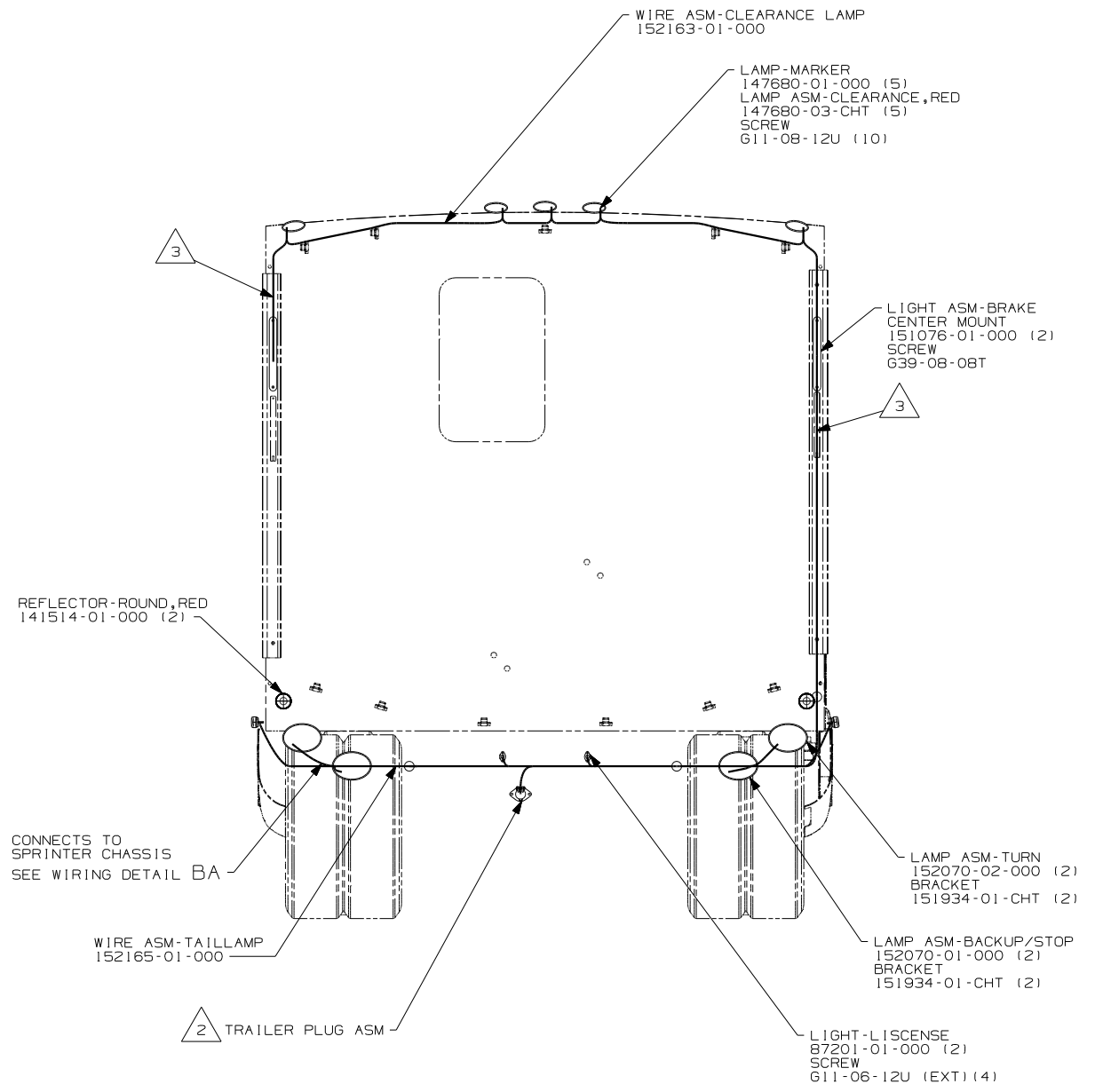
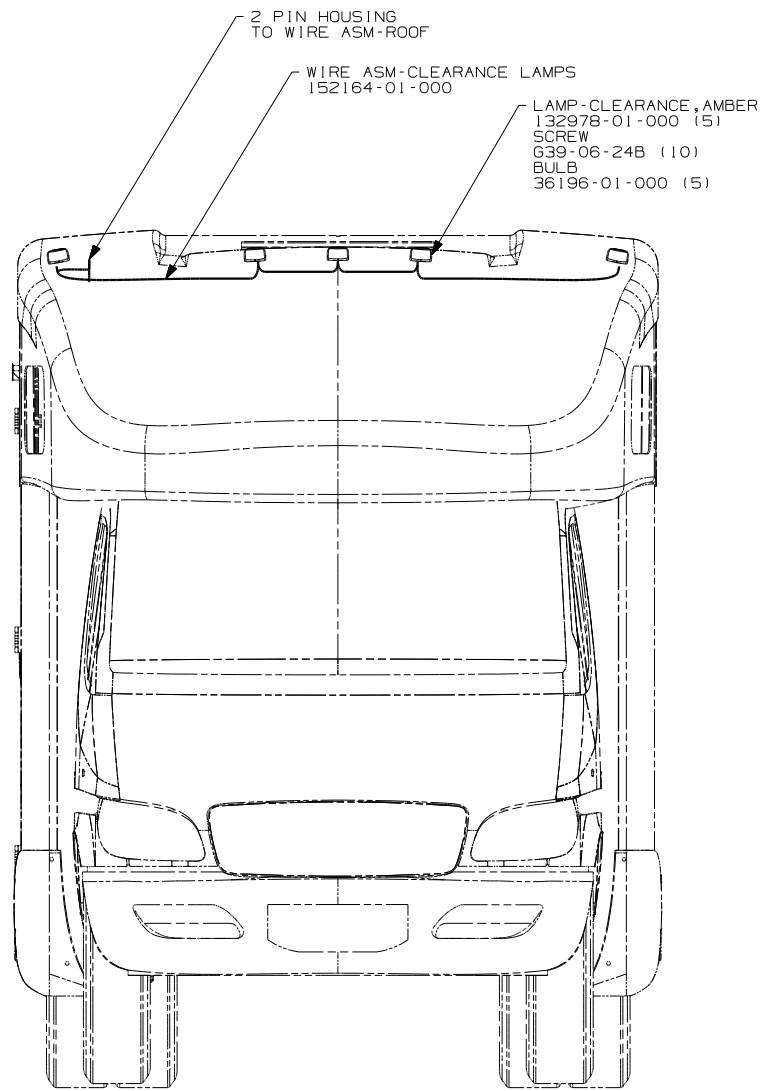


DFTR	ORIG. DATE
CHKR	ALL DIMENSIONS ARE IN MILLIMETERS
P.E.	
M.E.	FIRST USED
DSNR	06 500 SERIES
UNSPECIFIED TOLERANCES ARE:	MATERIAL:
WHOLE DIM (X) :	.
ONE-PLACE (X.X) :	.
TWO-PLACE (X.XX) :	.
ANGLE :	.
THIRD ANGLE PROJECTION	⊕

FOR ELECTRICAL TORQUE SPECIFICATIONS SEE DWG NO. 128783-01-000

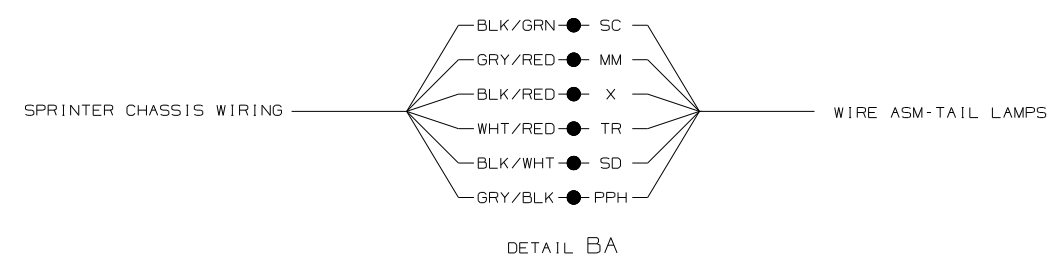
FOR ELECTRICAL CALLOUTS SEE DWG NO. 121339-01-000

DO NOT SCALE DRAWING  
TITLE: WIRING INSTL-EXTERIOR  
SHEET 1 OF 2 PART NO 151355  
REF: NONE 1 3/25/2005



- 3 RUN WIRE THROUGH THE INSIDE OF ALUMINUM EXTRUSION.
- 2 SECURE WIRE BELOW COACH WITH CLAMP 10495-01-000 AND SCREW G67-10-12B.

1. CONNECTOR-PLUG, TRAILER 113589-01-000 TO BE SUPPLIED LOOSE IN COACH WITH TRAILER TOW PACKAGE.



265 CODES/STANDARDS-CSA/CMVSS  
1B1 CODES/STANDARDS USA

FIRST USED	
06 500 SERIES	
DO NOT SCALE DRAWING	
TITLE: WIRING INSTL-EXTERIOR	
SHEET 2	PART NO 151355