



**DANGER**

**Danger of electrical shock, burns or death.** Always remove all power sources before attempting any repair, service or diagnostic work. Power can be present from shore power, generator, inverter or battery. All power sources must be disabled and secured before performing any service.



**CAUTION**

If you lack the skills, tools or equipment to perform diagnostic or repair work leave such work to an authorized Winnebago Industries dealer or other qualified shop.

DRAWING NO.	FEATURE
155079-01	-----
155079-11	(1B1) (12D)
155079-15	(265) (12D)

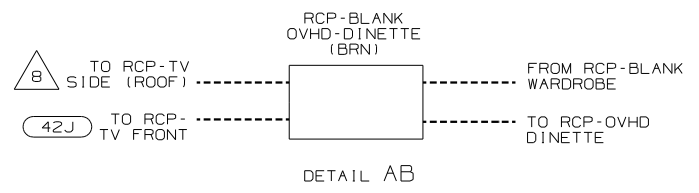
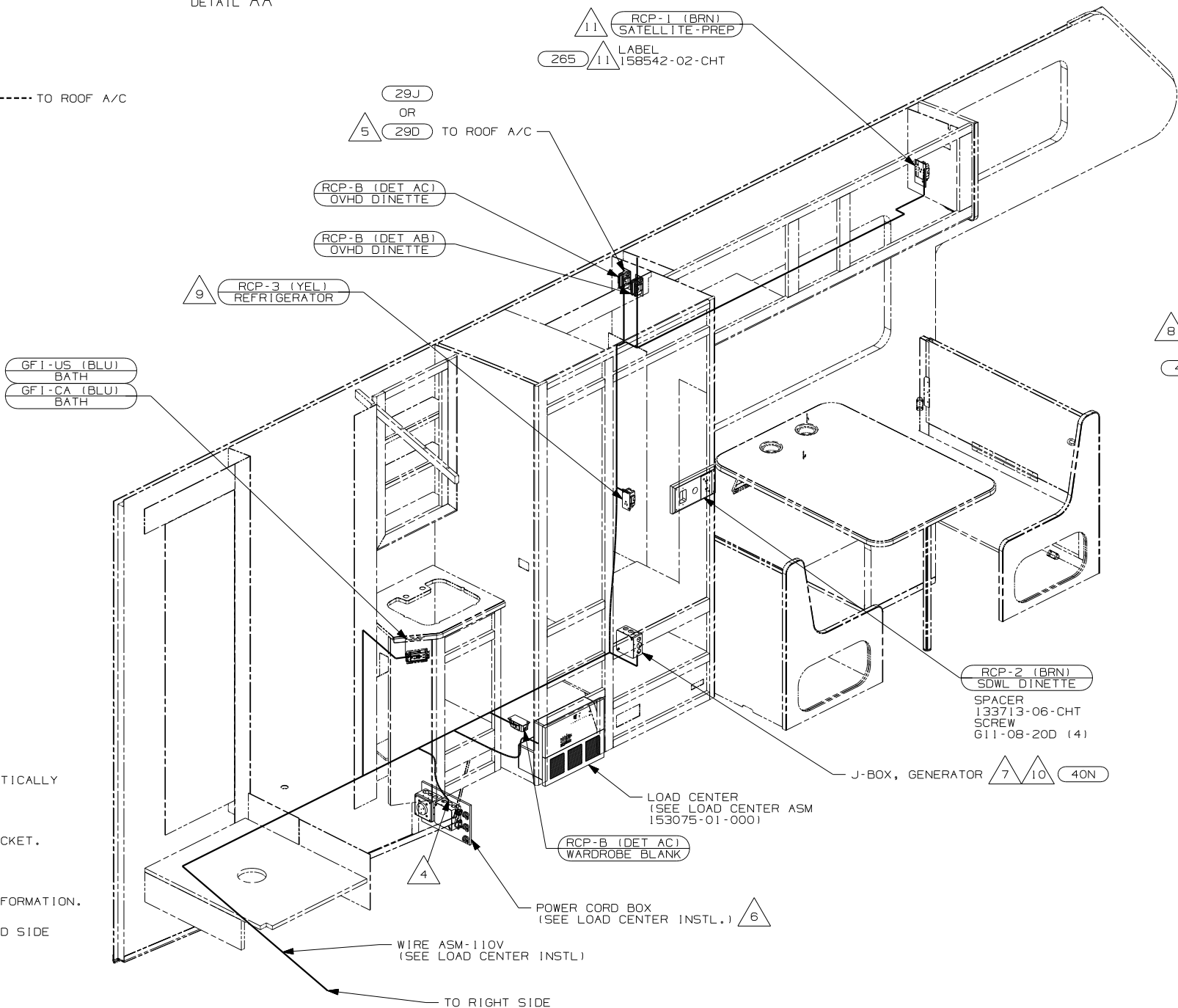
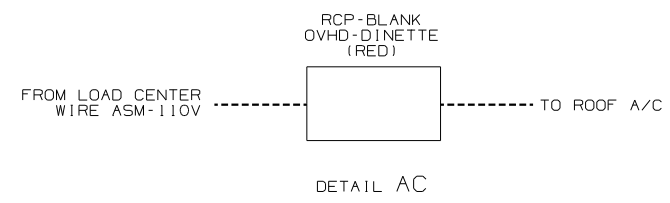
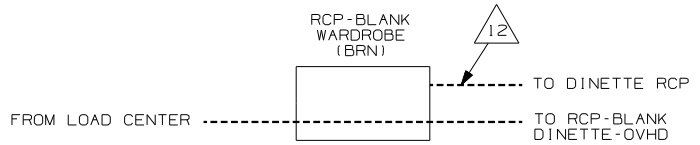
RELEASE	REV DATE	OWG NO	155079
REV ZONE	REVISION RECORD	DATE	DFTR-0R16

D

C

B

A



- 12 WIRE ROUTED IN SIDEWALL.
  - 11 NOT USED WITH (42J)
  - 10 JUNCTION BOX TO BE MOUNTED AS HIGH AS IS PRACTICALLY POSSIBLE WITHIN THE DINETTE SEAT COMPARTMENT, ON THE REFRIGERATOR WALL.
  - 9 LOCATE REFRIGERATOR RECEPTACLE ON TIEDOWN BRACKET.
  - 8 NOT USED WITH (42J) OR (1JR)
  - 7 SEE GENERATOR INSTALLATION FOR ADDITIONAL INFORMATION.
  - 6 INSTALL RECEPTACLE WITH GROUND TOWARD OUTBOARD SIDE OF VEHICLE.
  - 5 ROUTE WIRE THRU ROOF.
  - 4 ROUTE WIRE THRU FLOOR.
3. ALL GROUND WIRE TO BE COVERED WITH TUBING 8041-02-000.
  2. ALL 110V WIRE TO BE CLAMPED WITH CLAMP 10497-05-000 WITHIN 200MM OF OUTLET BOXES, USE SCREW G67-10-12B.
  1. ALL WIRES TO BE SECURED WITH CLAMP 10495-01-000 OR CLIP 80734-01-000 EVERY 600MM. USE SCREW G67-10-12B UNLESS OTHERWISE SPECIFIED.

NOTES:

- (42J) TV-24" COLOR, STEREO W/REMOTE
- (40N) GEN-4.0KW-ONAN-GAS-MICROLITE
- (29J) AC HEAT PUMP-1
- (29D) A/C ROOF-ONE 13,500 BTU
- (12D) ELECTRICAL SYSTEM 30 AMP
- (1JR) TV-13" W/DVD-12V
- (265) CODES/STANDARDS-CSA/CMVSS
- (1B1) CODES/STANDARDS USA

(1B1) (265) (12D)

**WINNEBAGO** COPYRIGHT 2004 WINNEBAGO INDUSTRIES, INC.

DFTR	ORIG. DATE
CHKR	ALL DIMENSIONS ARE IN MILLIMETERS
P.E.	
M.E.	FIRST USED
DSNR	06 324V

UNSPECIFIED TOLERANCES ARE: MATERIAL:

WHOLE DIM (X) :  
ONE-PLACE (X.X) :  
TWO-PLACE (X.XX) :  
ANGLE :

THIRD ANGLE PROJECTION

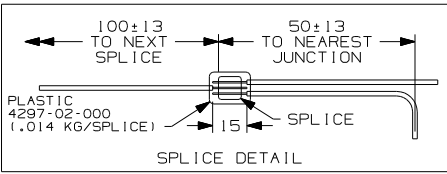
**DO NOT SCALE DRAWING**

TITLE: WIRING INSTL-BODY, 110V

SHEET 1 OF 2 PART NO 155079

REF: 1 11/8/2005

X-X FOR ELECTRICAL CALLOUTS SEE DWG NO. 121339-01-000



8

7

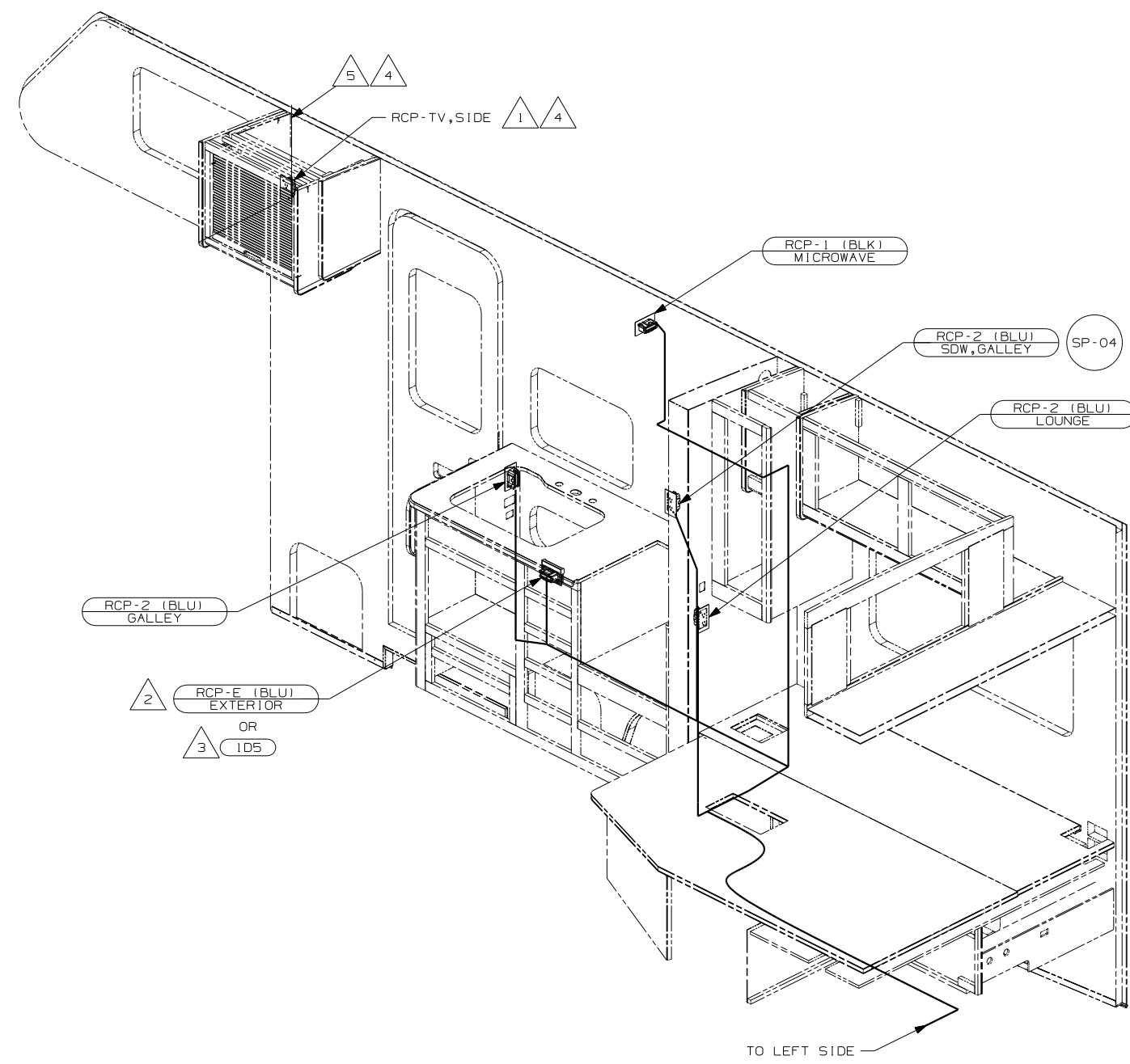
6

5

4

3

2



- NOTES:
- 5 COVER DROP WITH CONVOLUTE
  - 4 NOT USED WITH 42J OR 1JR
  - 3 SEE ENTERTAINMENT CENTER COMPL FOR ADDITIONAL INFORMATION.
  - 2 NOT USED WITH 105
  - 1 SEE WIRING INSTL-SIDE TV FOR ADDITIONAL INFORMATION.

- 42J TV-24" COLOR, STEREO W/REMOTE
- 1JR TV-13" W/DVD-12V
- 105 ENTERTAINMENT CENTR/EXT W/CD
- 265 CODES/STANDARDS-CSA/CMVSS
- 1B1 CODES/STANDARDS USA

FIRST USED		06 324V	
DO NOT SCALE DRAWING			
TITLE: WIRING INSTL-BODY, 110V			
SHEET 2	PART NO	155079	