



DANGER

Danger of electrical shock, burns or death. Always remove all power sources before attempting any repair, service or diagnostic work. Power can be present from shore power, generator, inverter or battery. All power sources must be disabled and secured before performing any service.

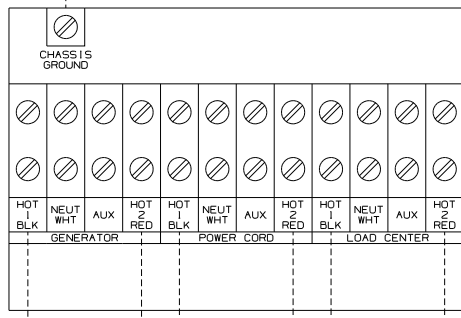
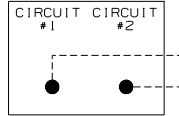
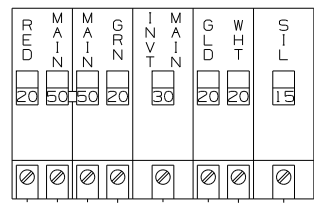


CAUTION

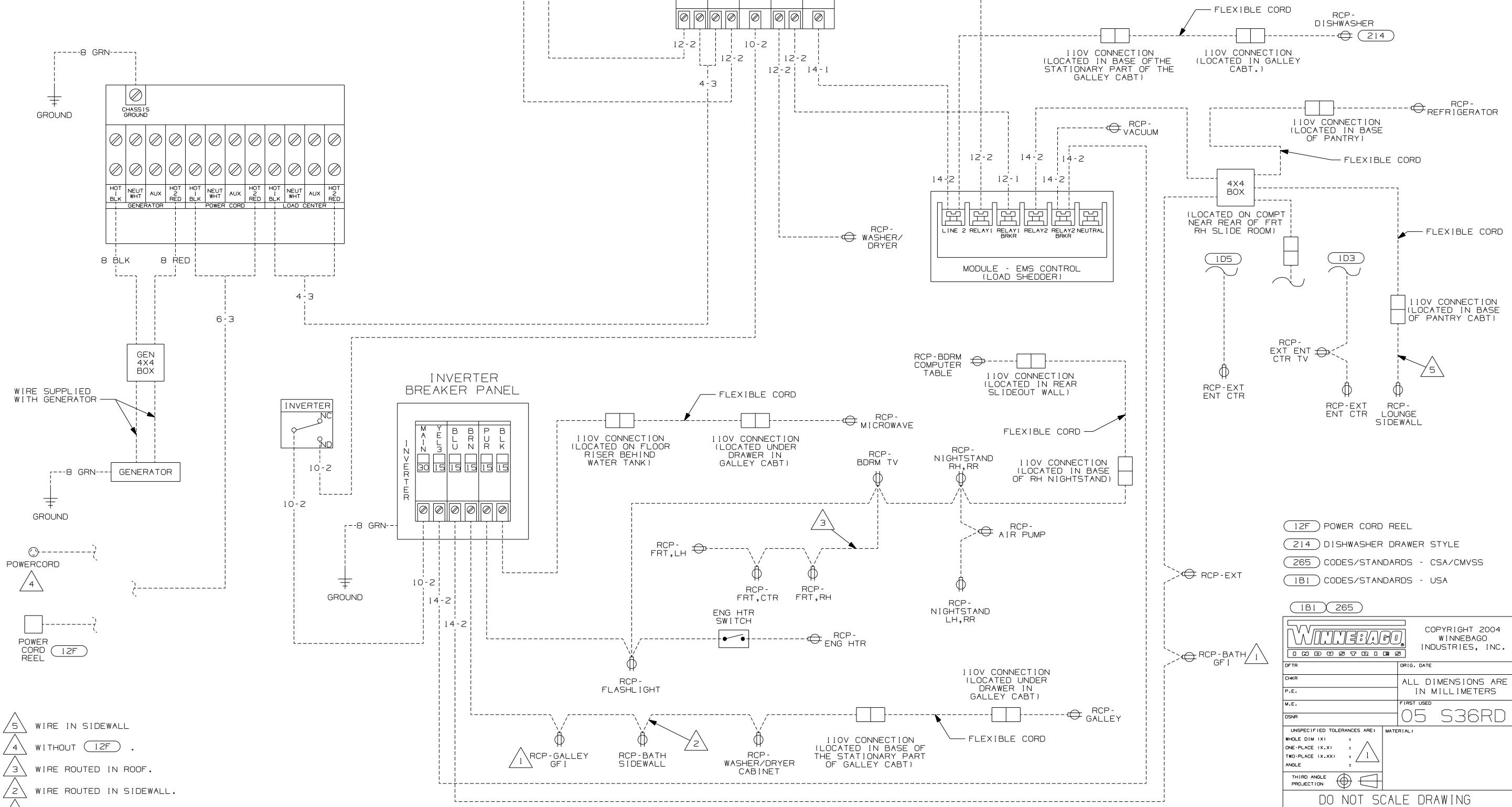
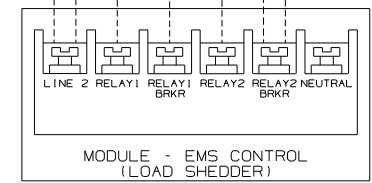
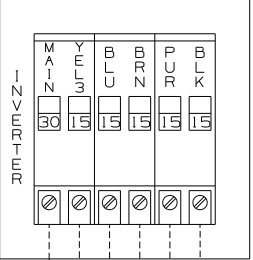
If you lack the skills, tools or equipment to perform diagnostic or repair work leave such work to an authorized Winnebago Industries dealer or other qualified shop.

CENTRAL AIR UNIT
(LOCATED IN RIGHT REAR
COMPARTMENT BELOW FLOOR)

LOAD CENTER



INVERTER
BREAKER PANEL



- NOTES:
- 5 WIRE IN SIDEWALL
 - 4 WITHOUT 12F
 - 3 WIRE ROUTED IN ROOF.
 - 2 WIRE ROUTED IN SIDEWALL.
 - 1 ALL OUTLETS DOWN STREAM AND INCLUDING THIS OUTLET ARE GROUND GAULT INTERRUPT PROTECTED.

- 12F POWER CORD REEL
- 214 DISHWASHER DRAWER STYLE
- 265 CODES/STANDARDS - CSA/CMVSS
- 1B1 CODES/STANDARDS - USA

| | | | |
|-------------------------------------|------------|---|--|
| WINNEBAGO | | COPYRIGHT 2004 WINNEBAGO INDUSTRIES, INC. | |
| DTR | ORIG. DATE | | |
| CHKR | | ALL DIMENSIONS ARE IN MILLIMETERS | |
| P.E. | | | |
| M.E. | FIRST USED | 05 S36RD | |
| DSNR | | | |
| UNSPECIFIED TOLERANCES ARE: | | MATERIAL: | |
| WHOLE DIM (X) | : | | |
| ONE-PLACE (X.X) | : | | |
| TWO-PLACE (X.XX) | : | | |
| ANGLE | : | | |
| THIRD ANGLE PROJECTION | : | | |
| DO NOT SCALE DRAWING | | | |
| TITLE: WIRING DIAGRAM-BODY, 110V | | | |
| SHEET 1 OF 1 | PART NO | 150029 | |
| REF: | | 1 11/11/2004 | |