



DANGER

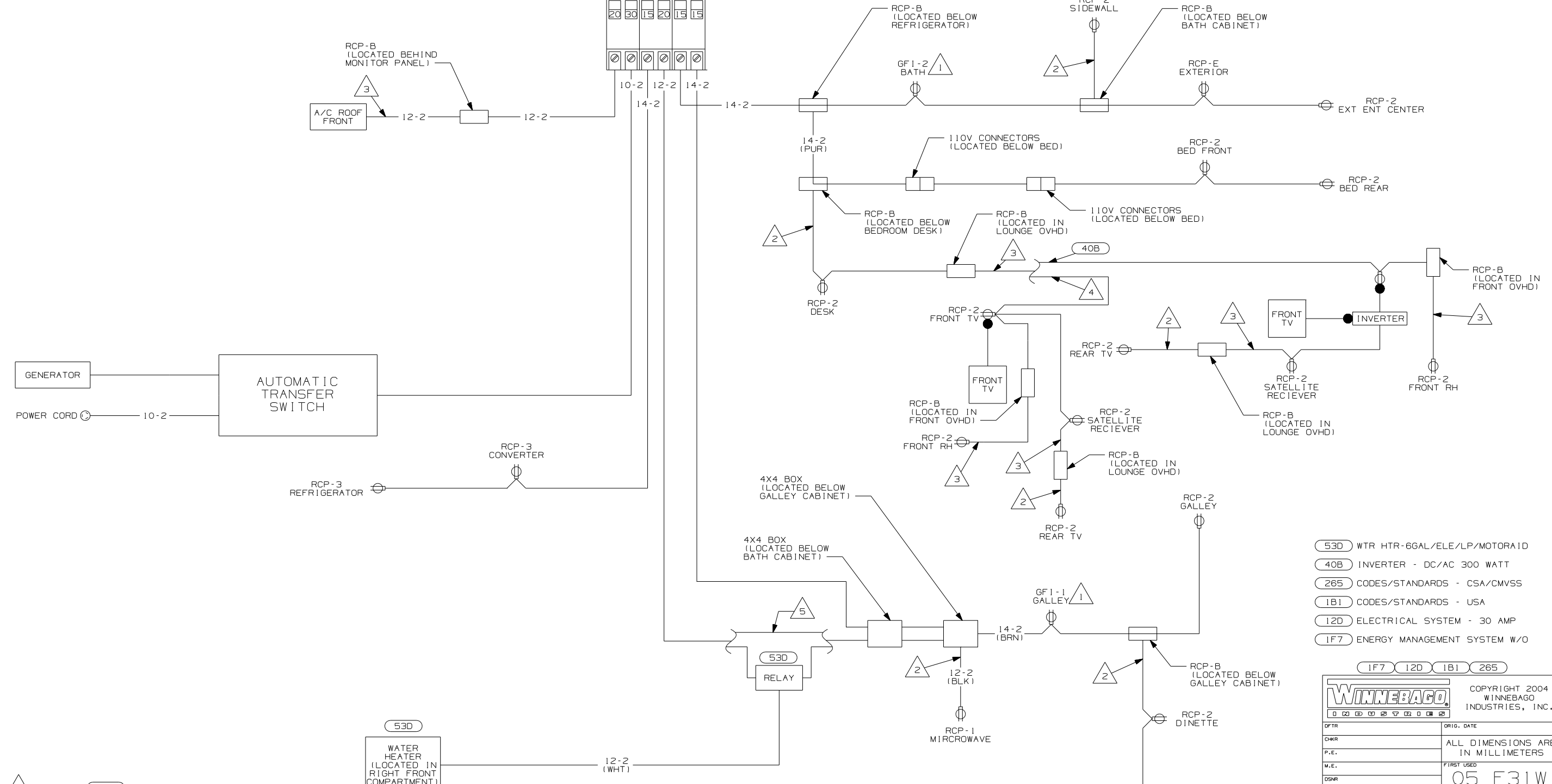
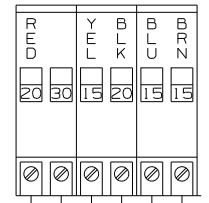
Danger of electrical shock, burns or death. Always remove all power sources before attempting any repair, service or diagnostic work. Power can be present from shore power, generator, inverter or battery. All power sources must be disabled and secured before performing any service.



CAUTION

If you lack the skills, tools or equipment to perform diagnostic or repair work leave such work to an authorized Winnebago Industries dealer or other qualified shop.

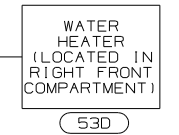
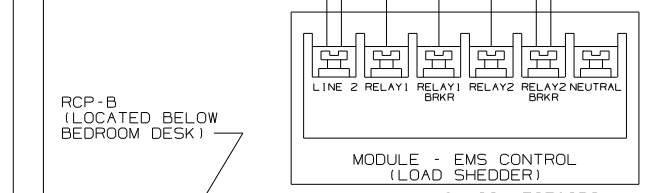
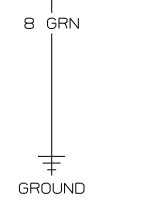
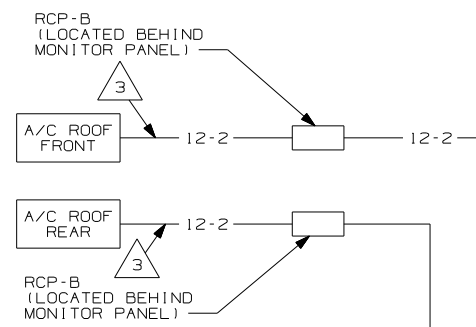
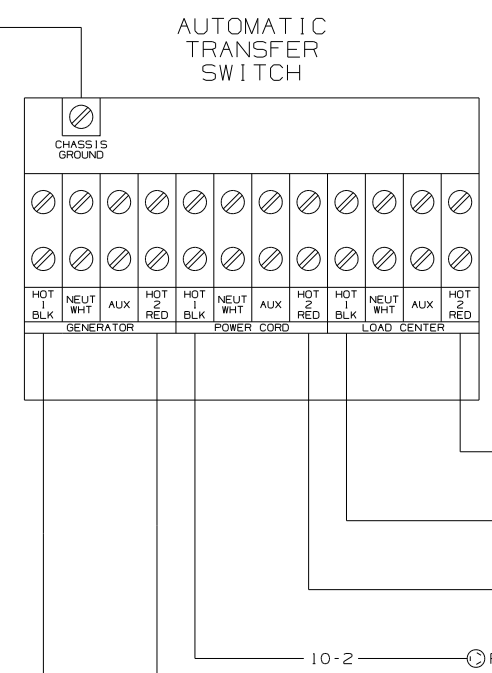
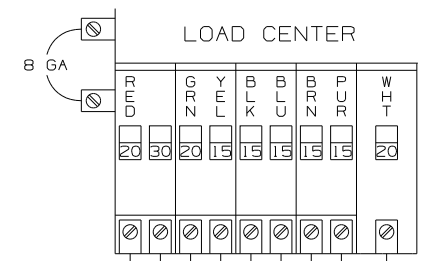
LOAD CENTER



- (53D) WTR HTR-6GAL/ELE/LP/MOTORAID
- (40B) INVERTER - DC/AC 300 WATT
- (265) CODES/STANDARDS - CSA/CMVSS
- (1B1) CODES/STANDARDS - USA
- (12D) ELECTRICAL SYSTEM - 30 AMP
- (1F7) ENERGY MANAGEMENT SYSTEM W/O

WINNEBAGO		COPYRIGHT 2004 WINNEBAGO INDUSTRIES, INC.	
DFT	ORIG. DATE		
CHKR	ALL DIMENSIONS ARE IN MILLIMETERS		
P.E.			
M.E.	FIRST USED		
DSNR	05 F31W		
UNSPECIFIED TOLERANCES ARE:		MATERIAL:	
WHOLE DIM (X)	:	1	*
ONE-PLACE (X.X)	:	1.5	*
TWO-PLACE (X.XX)	:	0.50	*
ANGLE	:	1"	*
THIRD ANGLE PROJECTION			
DO NOT SCALE DRAWING			
TITLE: WIRING DIAGRAM-BODY, 110V			
SHEET 1 OF 2	PART NO	148463	

- NOTES:
- (5) WITHOUT (53D).
 - (4) WITHOUT (40B).
 - (3) WIRE IN ROOF.
 - (2) WIRE IN SIDEWALL.
 - (1) ALL OUTLETS DOWN STREAM AND INCLUDING THIS OUTLET ARE GROUND FAULT INTERRUPT PROTECTED.



- NOTES:
- 5 WITHOUT 53D.
 - 4 WITHOUT 40B.
 - 3 WIRE IN ROOF.
 - 2 WIRE IN SIDEWALL.
 - 1 ALL OUTLETS DOWN STREAM AND INCLUDING THIS OUTLET ARE GROUND FAULT INTERRUPT PROTECTED.

- 53D WTR HTR-6GAL/ELE/LP/MOTOR/10
- 40B INVERTER - DC/AC 300 WATT
- 29R HEAT PUMPS-2-HI EFF
- 276 A/C ROOF -HI EFF (2) W/EMS
- 265 CODES/STANDARDS - CSA/CMVSS
- 1B1 CODES/STANDARDS - USA
- 12D ELECTRICAL SYSTEM - 30 AMP

FIRST USED	05.F31W	
TITLE	DO NOT SCALE DRAWING	
TITLE	WIRING DIAGRAM-BODY, 110V	
SHEET 2	PART NO	148463