



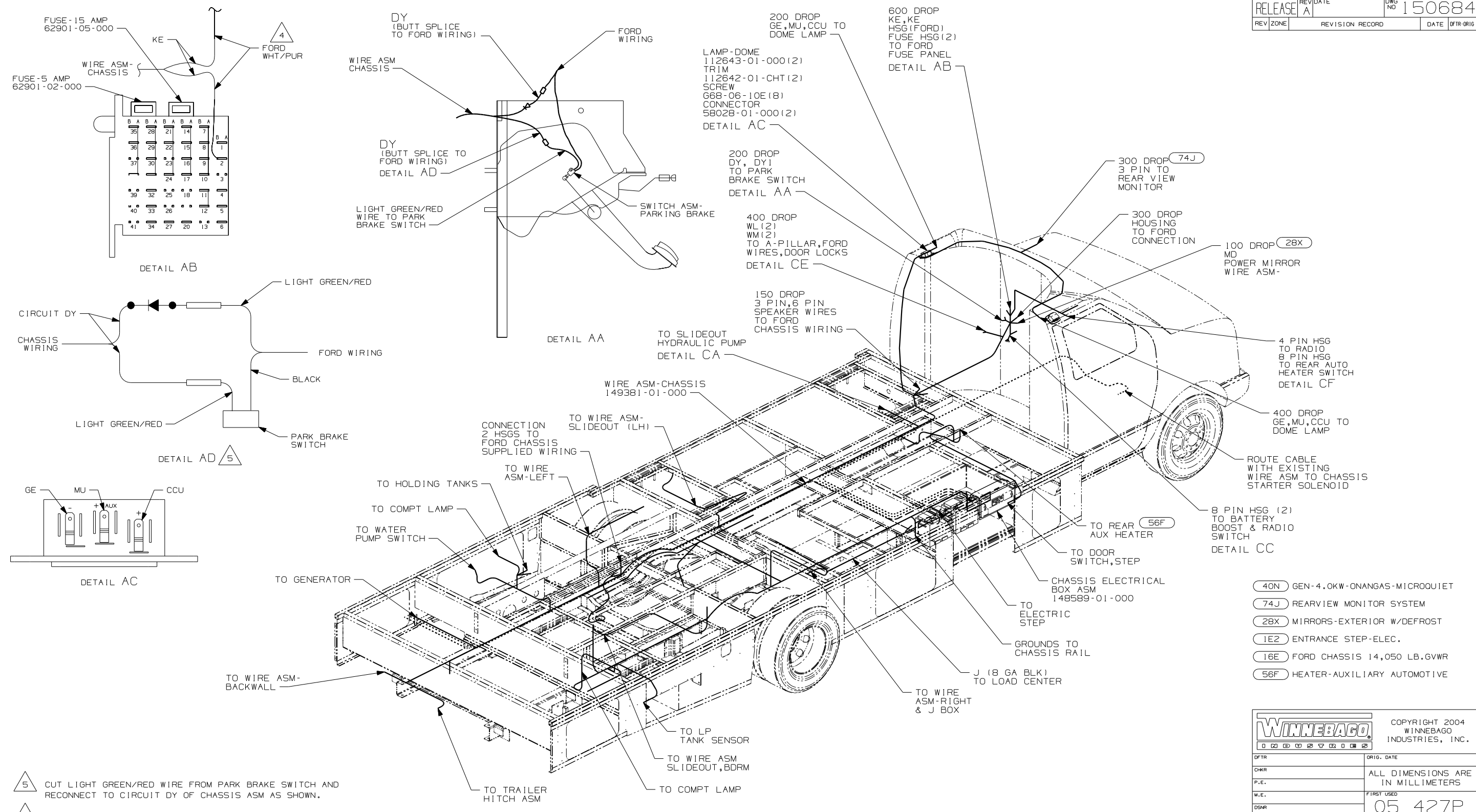
**DANGER**

**Danger of electrical shock, burns or death.** Always remove all power sources before attempting any repair, service or diagnostic work. Power can be present from shore power, generator, inverter or battery. All power sources must be disabled and secured before performing any service.



**CAUTION**

If you lack the skills, tools or equipment to perform diagnostic or repair work leave such work to an authorized Winnebago Industries dealer or other qualified shop.



- (40N) GEN-4.0KW-ONAGAS-MICROQUIET
- (74J) REARVIEW MONITOR SYSTEM
- (28X) MIRRORS-EXTERIOR W/DEFROST
- (1E2) ENTRANCE STEP-ELEC.
- (16E) FORD CHASSIS 14,050 LB.GVWR
- (56F) HEATER-AUXILIARY AUTOMOTIVE

5 CUT LIGHT GREEN/RED WIRE FROM PARK BRAKE SWITCH AND RECONNECT TO CIRCUIT DY OF CHASSIS ASM AS SHOWN.

4 CUT WIRE AND RECONNECT AS SHOWN.

3. SECURE WIRE ASM AND CABLES WITH WIRE TIE 8343-04-000 OR 116673-01-000 AT NOT MORE THAN 600 MM ON CENTER ALONG ENTIRE ROUTED PATH.

2. SECURE CONDUIT 41953-09, -10, -11, -13, AND -14 OVER ALL WIRES IN CONTACT WITH SHARP EDGES.

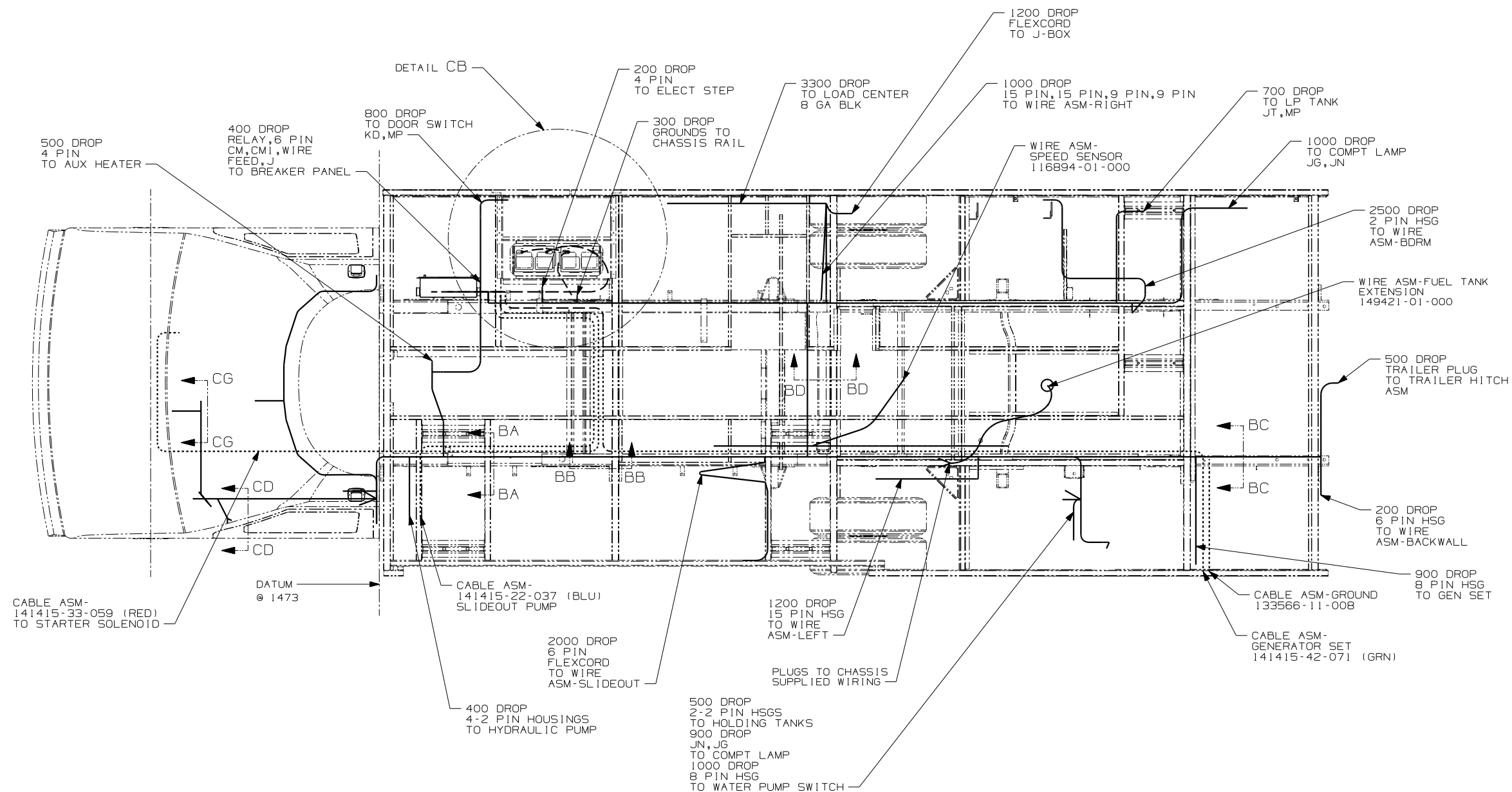
1. LEGEND: — WINNEBAGO: ..... CABLE: - - - - CHASSIS SUPPLIED WIRING.

NOTES:

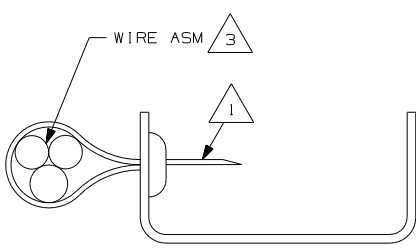
**WINNEBAGO** COPYRIGHT 2004 WINNEBAGO INDUSTRIES, INC.

DFTR	ORIG. DATE
CHKR	ALL DIMENSIONS ARE IN MILLIMETERS
P.E.	
M.E.	FIRST USED
DSNR	05 427P
UNSPECIFIED TOLERANCES ARE:	MATERIAL:
HOLE DIM (X)	:
ONE-PLACE (X.X)	:
TWO-PLACE (X.XX)	:
ANGLE	:
THIRD ANGLE PROJECTION	
DO NOT SCALE DRAWING	
TITLE: WIRING INSTL-CHASSIS	
SHEET 1 OF 3	PART NO 150684

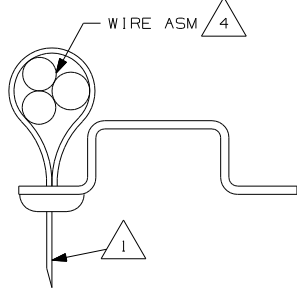
REF: 146674-H | 6/17/2004



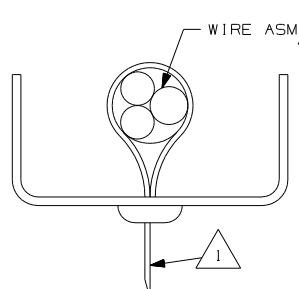
- NOTES:
- 4 WIRES TO BE TIED TO CROSS MEMBER USING EXISTING HOLES.
  - 3 WIRES TO BE TIED ON TOP OF RAIL USING EXISTING HOLES.
  - 2 WIRES TO BE TIED TO INSIDE RAIL USING EXISTING HOLES.
  - 1 CUT OFF EXCESS END OF WIRE TIE.



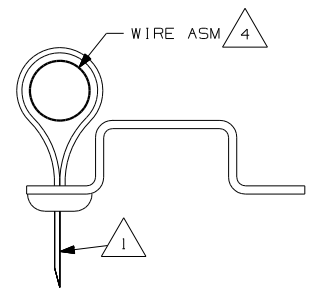
DETAIL BA-BA (RH SIDE OPPOSITE)



DETAIL BB-BB

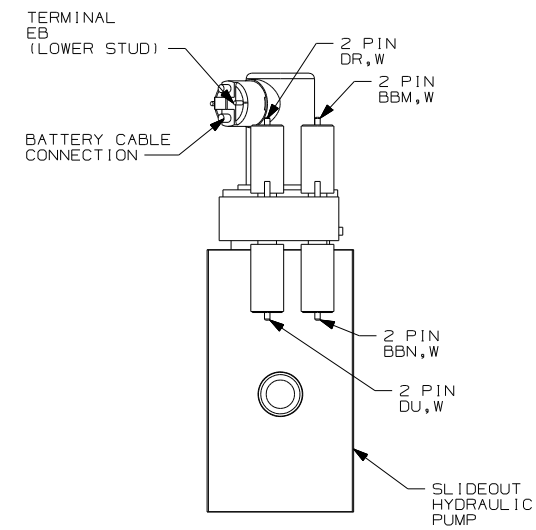


DETAIL BC-BC

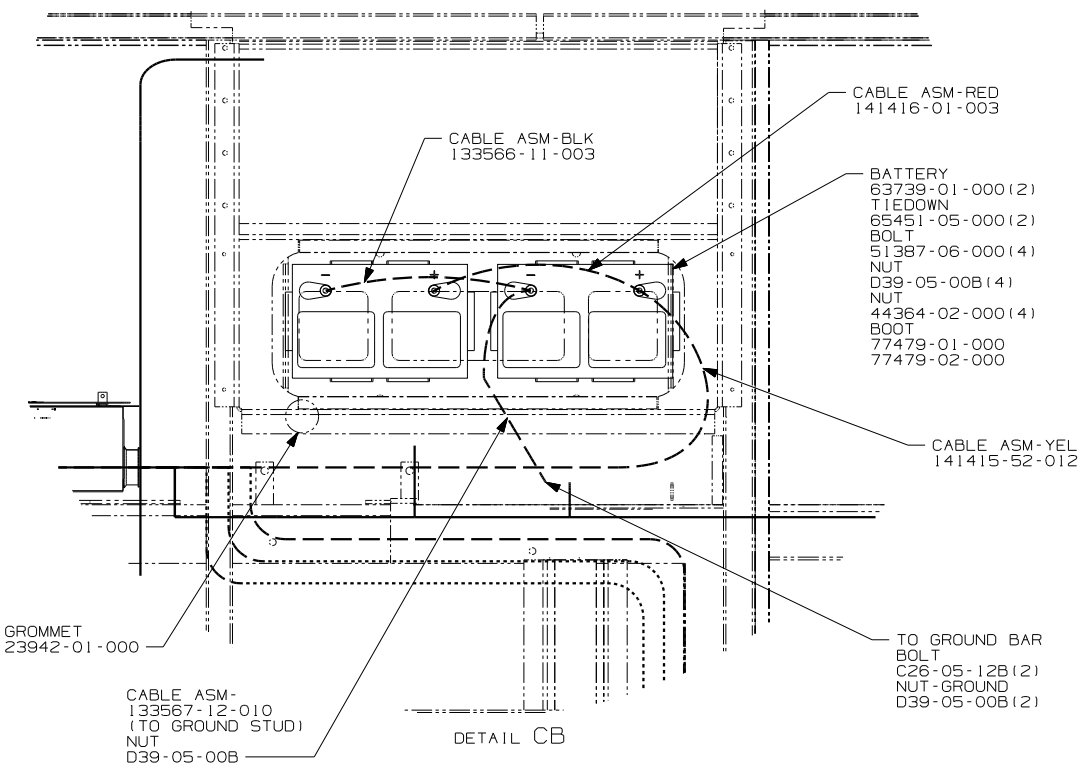


DETAIL BD-BD

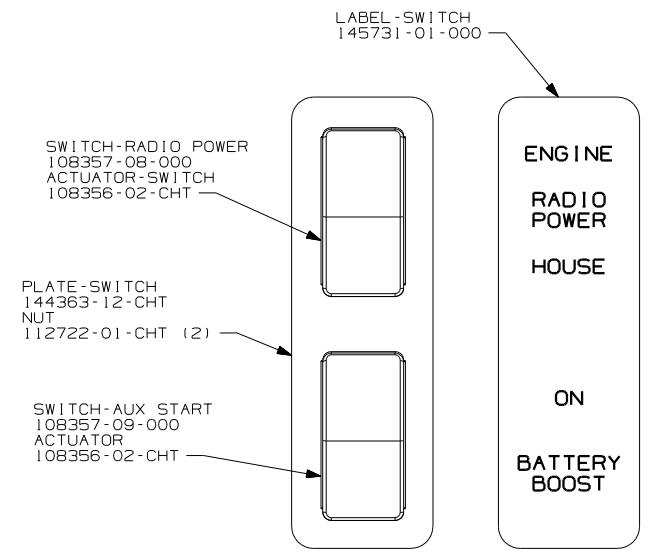
FIRST USED	05 427P
TITLE	DO NOT SCALE DRAWING
	WIRING INSTL-CHASSIS
SHEET 2	PART NO 150684



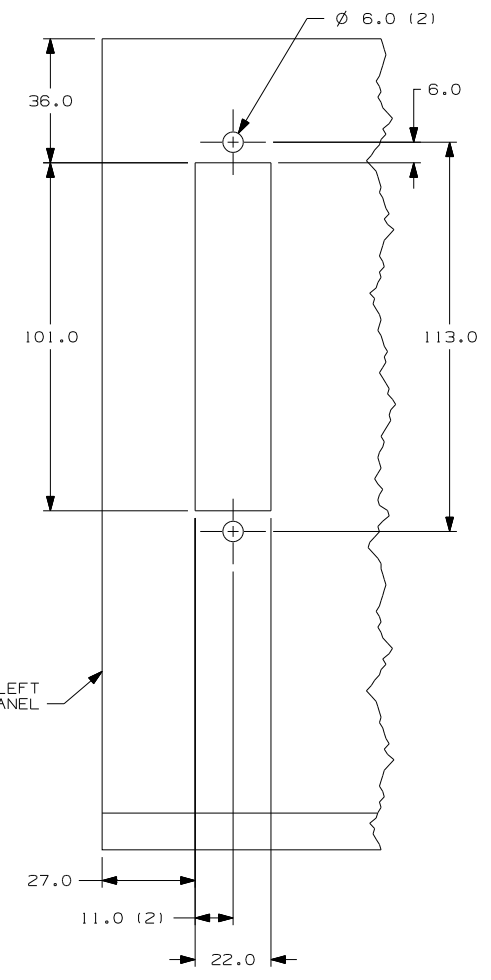
VIEW CA  
(TOP VIEW)



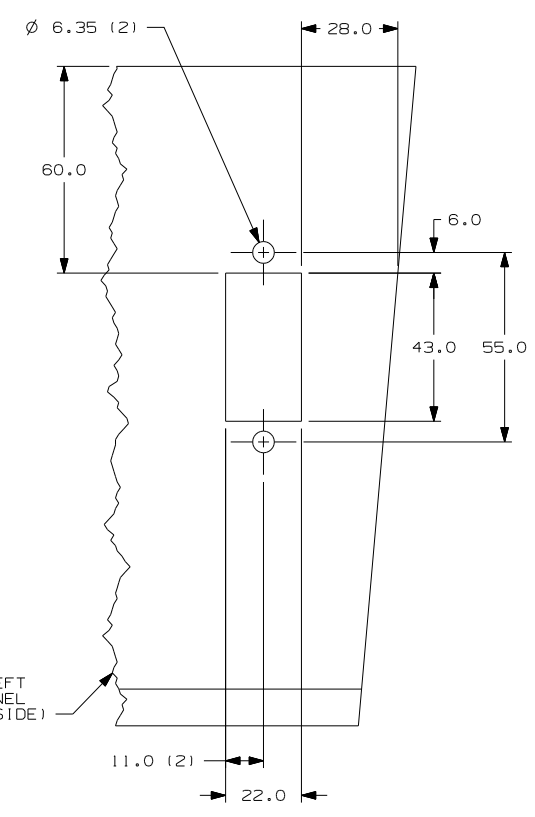
DETAIL CB



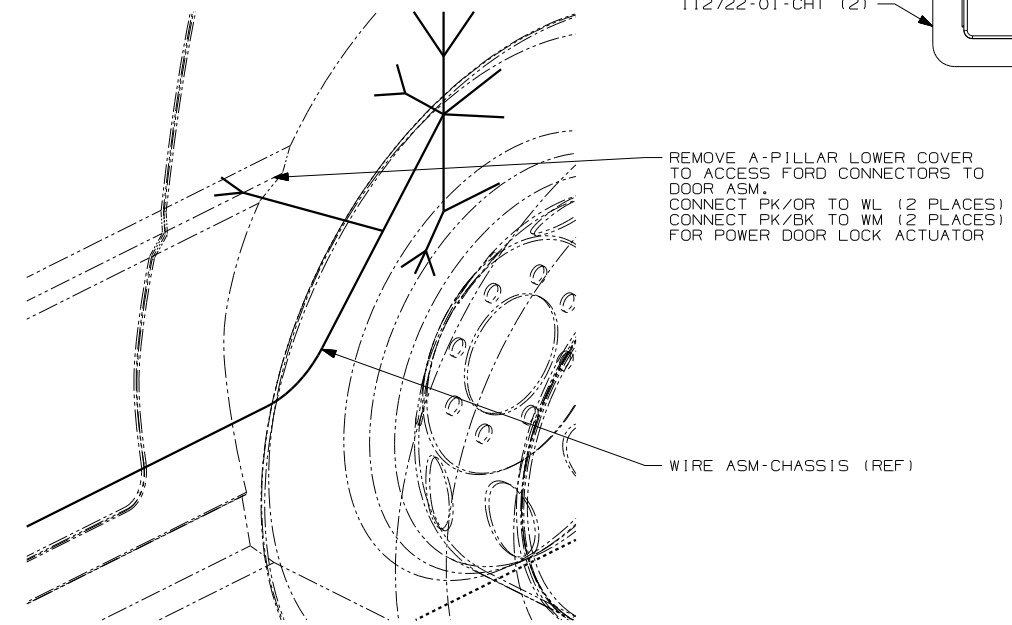
DETAIL CC



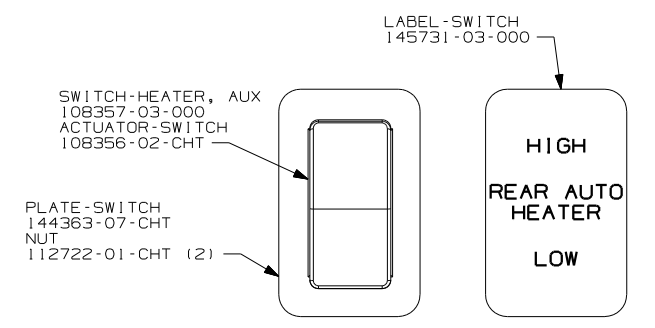
VIEW CD



DETAIL CG



DETAIL CE



DETAIL CF (56F) (9L1)

(9L1) HOME COMFORT PLUS PACKAGE  
 (56F) HEATER-AUXILIARY AUTOMOTIVE

FIRST USED	05 427P
TITLE	DO NOT SCALE DRAWING
SHEET 3	PART NO 150684