



**DANGER**

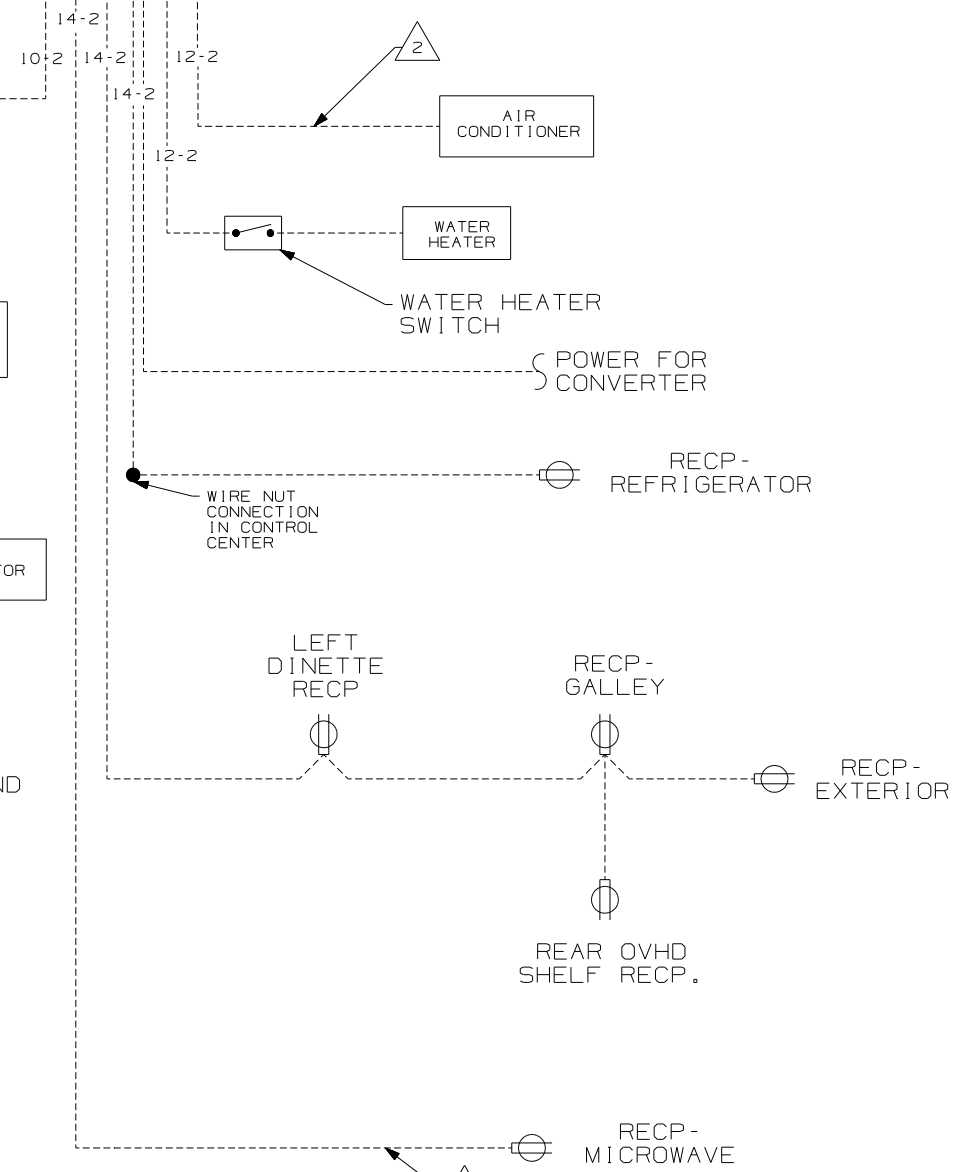
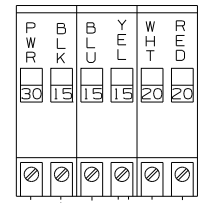
**Danger of electrical shock, burns or death.** Always remove all power sources before attempting any repair, service or diagnostic work. Power can be present from shore power, generator, inverter or battery. All power sources must be disabled and secured before performing any service.



**CAUTION**

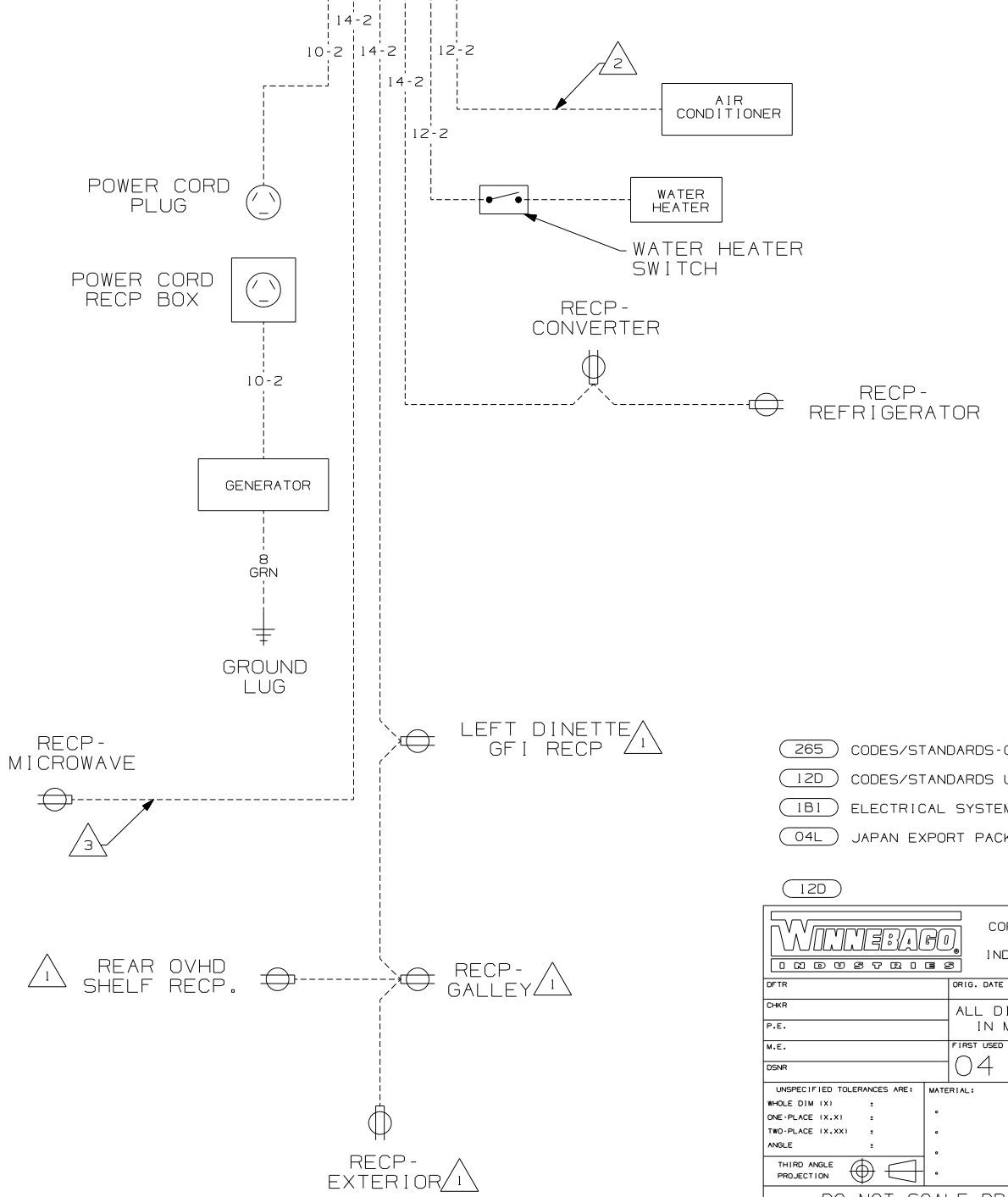
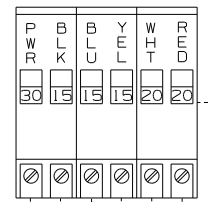
If you lack the skills, tools or equipment to perform diagnostic or repair work leave such work to an authorized Winnebago Industries dealer or other qualified shop.

LOAD CENTER 4



- NOTES:
- 4 ALL CIRCUITS PROTECTED BY GFI MAIN BREAKER. (04L)
  - 3 WIRE ROUTED THRU SIDEWALL.
  - 2 WIRE ROUTED THRU ROOF.
  - 1 THIS OUTLET AND ALL OUTLETS DOWN STREAM ARE GROUND FAULT CIRCUIT INTERRUPT PROTECTED.

LOAD CENTER



- (265) CODES/STANDARDS-CSA/CMVSS
- (12D) CODES/STANDARDS USA
- (1B1) ELECTRICAL SYSTEM 30 AMP
- (04L) JAPAN EXPORT PACKAGE

(12D)

**WINNEBAGO** COPYRIGHT 2002 WINNEBAGO INDUSTRIES, INC.

DFTR	ORIG. DATE
CHKR	ALL DIMENSIONS ARE IN MILLIMETERS
P.E.	FIRST USED
M.E.	04 222QD
DSNR	

UNSPECIFIED TOLERANCES ARE: MATERIAL:

WHOLE DIM (X)	:	*
ONE-PLACE (X.X)	:	*
TWO-PLACE (X.XX)	:	*
ANGLE	:	*

THIRD ANGLE PROJECTION

DO NOT SCALE DRAWING

TITLE: WIRING DIAGRAM-BODY, 110V

SHEET 1 of 1 PART NO 144706

REF:141377 A | 05/21/03