



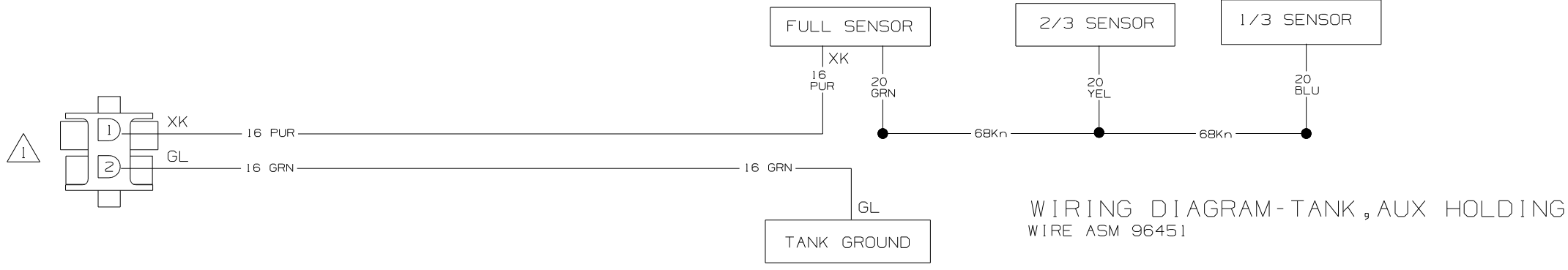
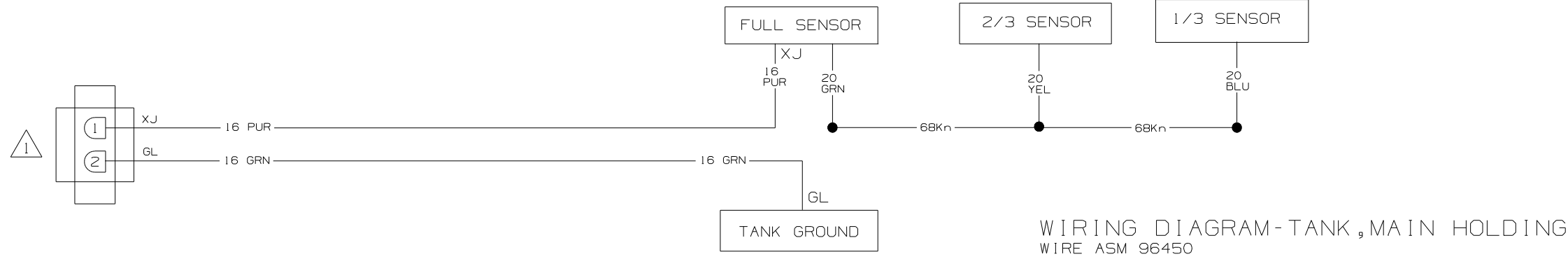
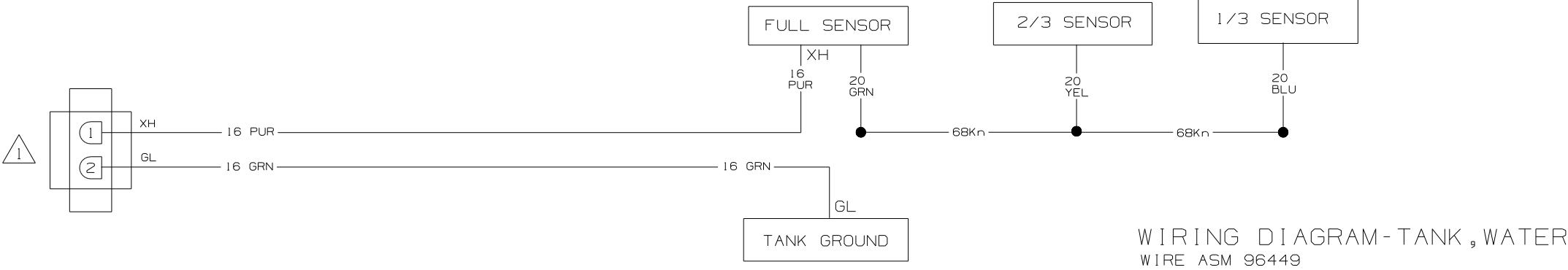
**DANGER**

**Danger of electrical shock, burns or death.** Always remove all power sources before attempting any repair, service or diagnostic work. Power can be present from shore power, generator, inverter or battery. All power sources must be disabled and secured before performing any service.



**CAUTION**

If you lack the skills, tools or equipment to perform diagnostic or repair work leave such work to an authorized Winnebago Industries dealer or other qualified shop.



1. SEE WIRING DIAGRAM-BODY FOR ADDITIONAL INFORMATION.

WINNEBAGO

0 0 0 0 0 0 0 0 0 0

COPYRIGHT 2002  
WINNEBAGO  
INDUSTRIES, INC.

DFTR

CHKR

P.E.

M.E.

DSNR

ORIG. DATE

ALL DIMENSIONS ARE  
IN MILLIMETERS

FIRST USED

03 SERIES

UNSPECIFIED TOLERANCES ARE:

WHOLE DIM (X) :

ONE-PLACE (X.X) :

TWO-PLACE (X.XX) :

ANGLE :

THIRD ANGLE  
PROJECTION

DO NOT SCALE DRAWING

TITLE:

WIRING DIAGRAM-HOLDING TANKS

SHEET 1 OF 1

PART NO  
110664

REF :

1 02/28/03