



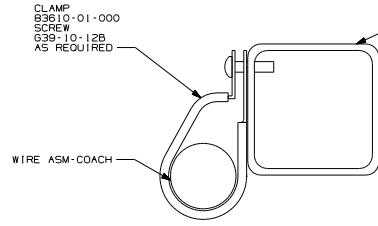
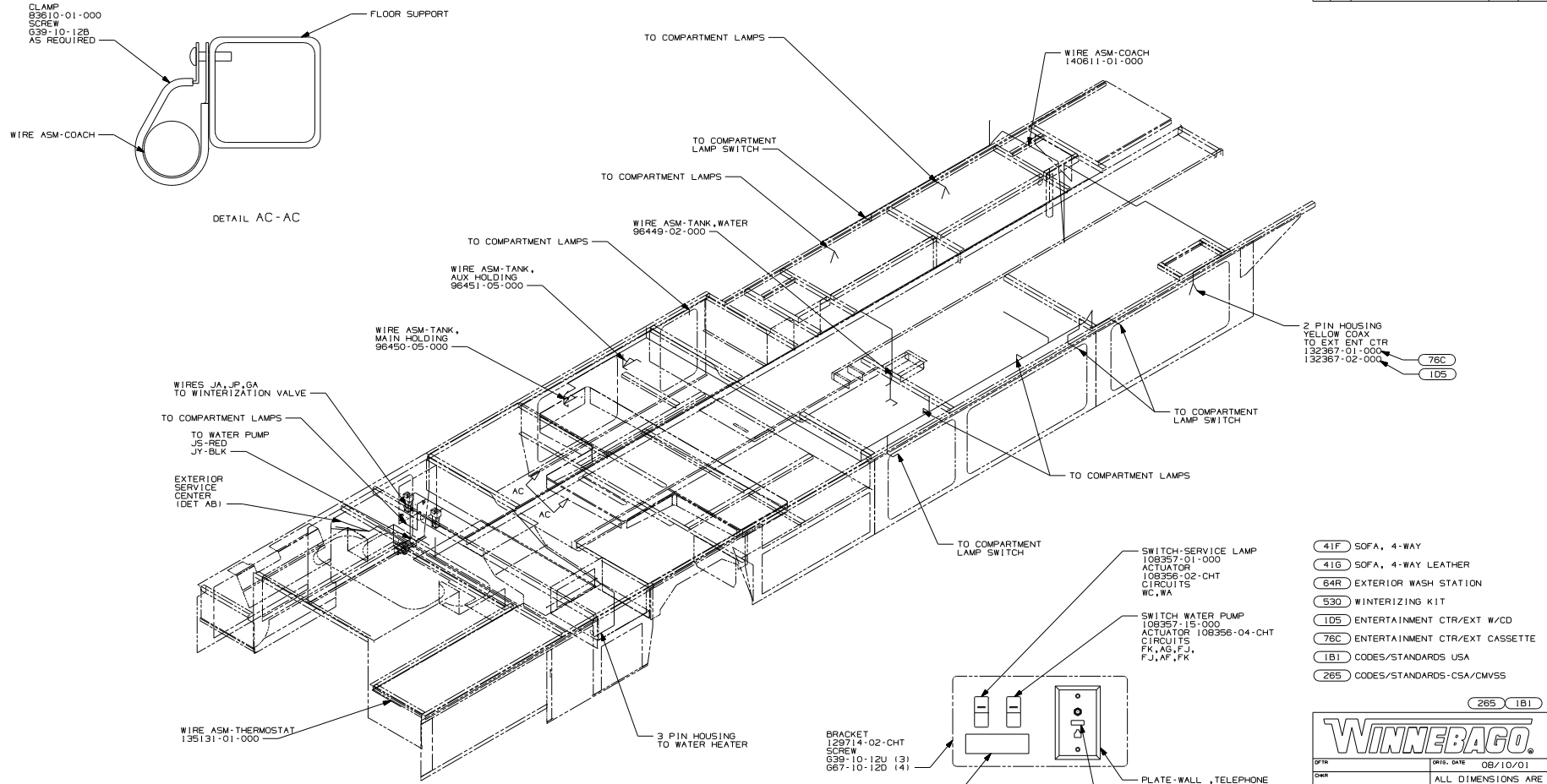
DANGER

Danger of electrical shock, burns or death. Always remove all power sources before attempting any repair, service or diagnostic work. Power can be present from shore power, generator, inverter or battery. All power sources must be disabled and secured before performing any service.

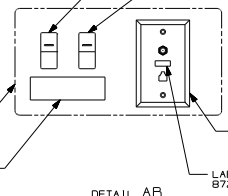


CAUTION

If you lack the skills, tools or equipment to perform diagnostic or repair work leave such work to an authorized Winnebago Industries dealer or other qualified shop.



DETAIL AC-AC



DETAIL AB

- (41F) SOFA, 4-WAY
- (41G) SOFA, 4-WAY LEATHER
- (64R) EXTERIOR WASH STATION
- (530) WINTERIZING KIT
- (1D5) ENTERTAINMENT CTR/EXT W/CD
- (76C) ENTERTAINMENT CTR/EXT CASSETTE
- (1B1) CODES/STANDARDS USA
- (285) CODES/STANDARDS-CSA/CMVSS

- NOTES:
1. ALL WIRE TO BE CLAMPED WITH CLAMP 10495-01-000 OR CLIP 80734-02-000 EVERY 700. USE SCREW 067-10-12B UNLESS OTHERWISE SPECIFIED.
 2. CLAMP TO FLOOR SUPPORT TUBES AS NECESSARY WITH CLAMP 10497-01-000.
 3. WIRES THAT REST ON WIRE TRAYS ARE TO BE TIED DOWN WITH WIRE TIE B343-02-000.
 4. CONNECT TELEPHONE WIRES TO MATCHING COLORS ON PLATE-TELEPHONE.

FOR ELECTRICAL TORQUE SPECIFICATIONS SEE DWG NO. 128793-01-000

FOR ELECTRICAL CALLOUTS SEE DWG NO. 121339-01-000

WINNEBAGO

DATE: 08/10/01

ALL DIMENSIONS ARE IN MILLIMETERS

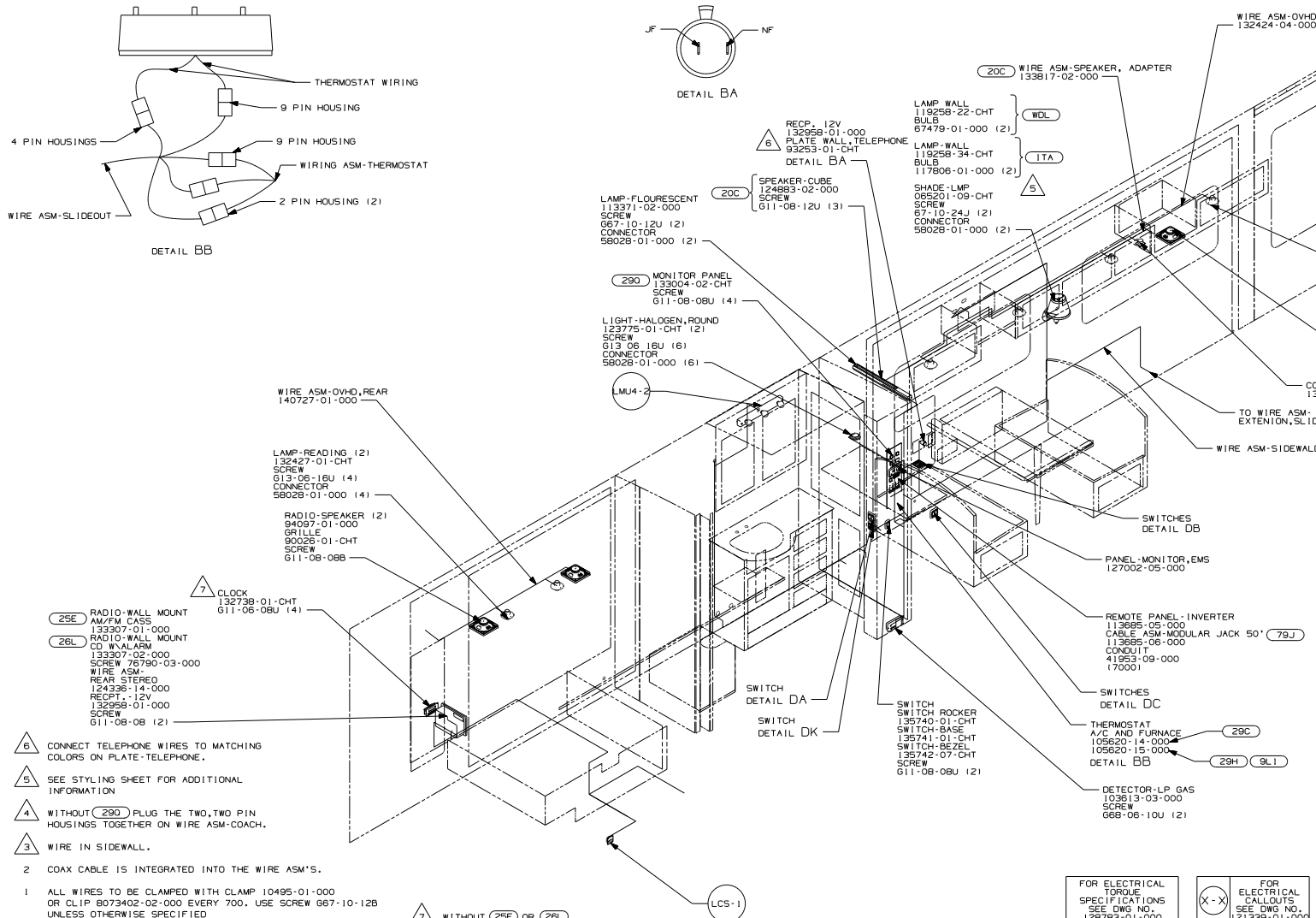
02 P390D

DO NOT SCALE DRAWING

WIRING INSTL-BODY,12V

SHEET 1 of 7 PART NO 140177

REF: 1 PAGE 210



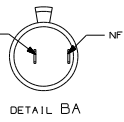
- (25E) RADIO-WALL MOUNT AM/FM CASE 133307-01-000
- (26L) RADIO-WALL MOUNT CD W/ALARM 133307-02-000
- WIRE ASM-REAR STEREO 124336-14-000
- RECP-T, -12V 13295B-01-000
- SCREW 611-08-08 (2)

- LAMP-READING (2) 132427-01-CHT
- SCREW G13-06-16U (4)
- CONNECTOR 5802B-01-000 (4)
- RADIO-SPEAKER (2) 94097-01-000
- GRILLE 90026-01-CHT
- SCREW G11-08-08B

(7) CLOCK 132738-01-CHT
SCREW G11-06-08U (4)

(290) MONITOR PANEL 133004-02-CHT
SCREW G11-08-08U (4)

LIGHT-HALOGEN, ROUND 123775-01-CHT (2)
SCREW G13-06-16U (6)
CONNECTOR 5802B-01-000 (6)



RECP, 12V 13295B-01-000
PLATE WALL, TELEPHONE 93253-01-CHT
DETAIL BA

(20C) SPEAKER-CUBE 1248B3-02-000
SCREW G11-08-12U (3)

LAMP-FLOURESCENT 113371-02-000
SCREW G67-10-12U (2)
CONNECTOR 5802B-01-000 (2)

LAMP WALL 11325B-22-CHT BULB 67479-01-000 (2)

LAMP-WALL 11325B-34-CHT BULB 117806-01-000 (2)

SHADE-LMP 065201-09-CHT
SCREW 67-10-24J (2)
CONNECTOR 5802B-01-000 (2)

(20C) WIRE ASM-SPEAKER, ADAPTER 133817-02-000

WIRE ASM-OVHD 132424-04-000

LAMP-READING (4) 132427-01-CHT
SCREW G13-06-16U (8)
CONNECTOR 5802B-01-000 (8)

(20F) SPEAKER-RADIO, TV 94097-01-000
SCREW G11-08-08B (2)

(20F) CONTROL VOLUME-SPEAKER 133089-01-000

TO WIRE ASM-EXTENSION, SLIDEOUT
WIRE ASM-SIDEWALL (3)

SWITCHES
DETAIL DB

PANEL-MONITOR, EMS 127002-05-000

REMOTE PANEL-INVERTER 113685-05-000

CABLE ASM-MODULAR JACK 50' (79J)
113685-06-000
CONDUIT 41953-09-000 (7000)

SWITCHES
DETAIL DC

SWITCH ROCKER 135740-01-CHT
SWITCH-BASE 135741-01-CHT
SWITCH-BEZEL 135742-07-CHT
SCREW G11-08-08U (2)

THERMOSTAT A/C AND FURNACE 105620-14-000
105620-15-000
DETAIL BB

(29C) DETECTOR-LP GAS 103613-03-000
SCREW 668-06-10U (2)

- (9L1) HOME COMFORT PLUS PACKAGE
- (ITA) ITASCA ONLY
- (WDL) WINNEBAGO DELUXE UPGRADE
- (29C) A/C CENTRAL
- (29H) HEAT PUMP-A/C CENTRAL
- (290) SOLAR PANEL-10 WATT
- (21K) DINING/COMPUTER TABLE/CHAIRS
- (25E) REAR STEREO SYSTEM W/CD
- (26L) REAR STEREO SYSTEM W/CASSETTE
- (79J) INVERTER/CHARGER-1,500 WATT
- (20C) SOUND SYS, DLX, W/O-SURROUND
- (57I) RADIO SPEAKERS
- (26S) CODES/STANDARDS-CSA/CMWSS
- (20F) DELUX SOUND SYSTEM-WITHOUT
- (1B1) CODES/STANDARDS USA

(6) CONNECT TELEPHONE WIRES TO MATCHING COLORS ON PLATE-TELEPHONE.

(5) SEE STYLING SHEET FOR ADDITIONAL INFORMATION

(4) WITHOUT (290) PLUG THE TWO, TWO PIN HOUSINGS TOGETHER ON WIRE ASM-COACH.

(3) WIRE IN SIDEWALL.

2 COAX CABLE IS INTEGRATED INTO THE WIRE ASM'S.

1 ALL WIRES TO BE CLAMPED WITH CLAMP 10495-01-000 OR CLIP 8073402-02-000 EVERY 700. USE SCREW G67-10-12B UNLESS OTHERWISE SPECIFIED

NOTES:

(7) WITHOUT (25E) OR (26L)

(LCS-1)

FOR ELECTRICAL TORQUE SPECIFICATIONS SEE DWS NO. 128783-01-000

FOR ELECTRICAL CALLOUTS SEE DWS NO. 121339-01-000

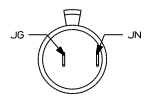
FIRST USED

02 P390D

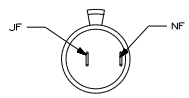
DO NOT SCALE DRAWING

TITLE: WIRING INSTL BODY, 12V

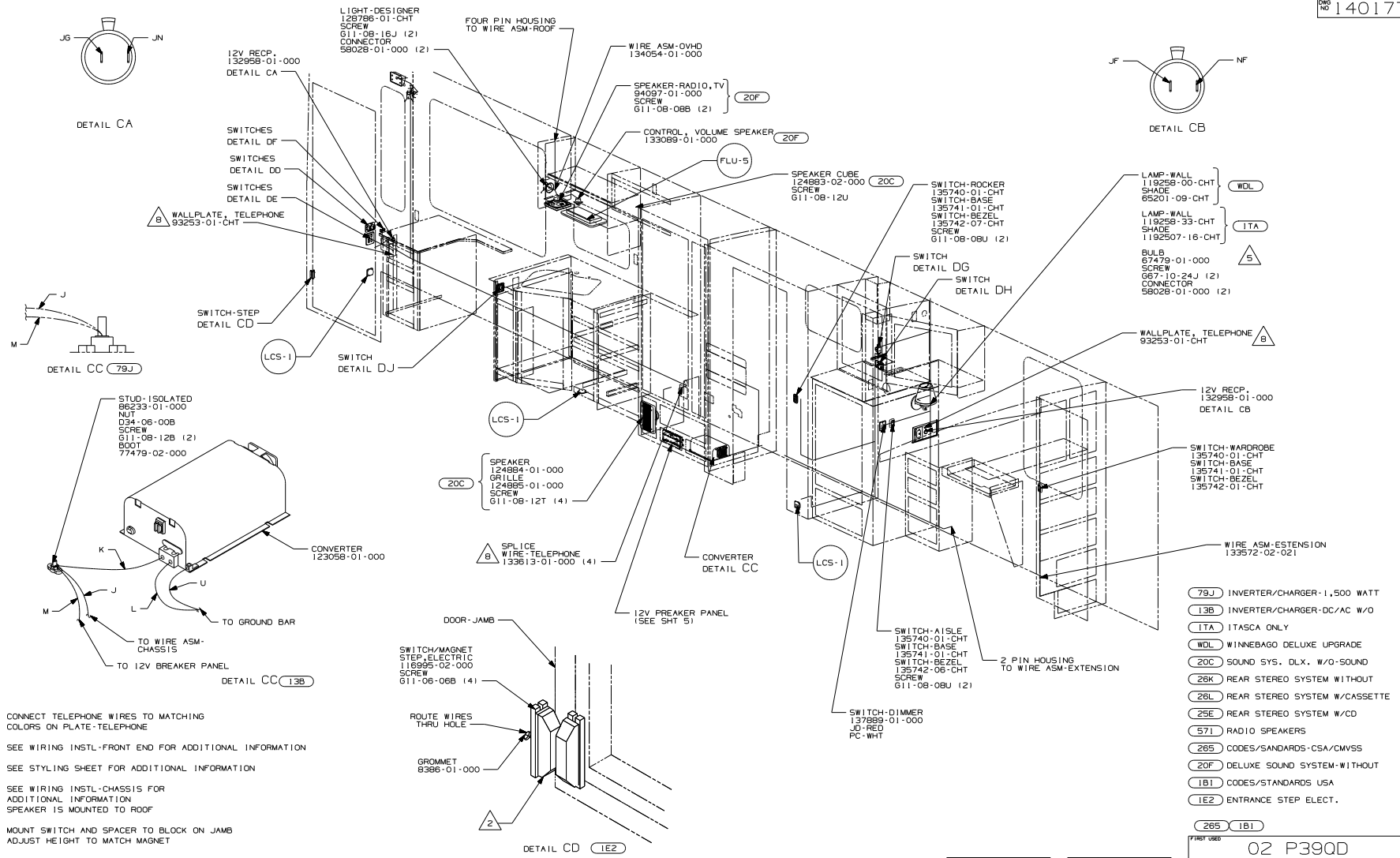
SHEET 2 PART NO 140177



DETAIL CA



DETAIL CB



- 8 CONNECT TELEPHONE WIRES TO MATCHING COLORS ON PLATE-TELEPHONE
- 7 SEE WIRING INSTL-FRONT END FOR ADDITIONAL INFORMATION
- 6 SEE STYLING SHEET FOR ADDITIONAL INFORMATION
- 5 SEE WIRING INSTL-CHASSIS FOR ADDITIONAL INFORMATION
- 4 SPEAKER IS MOUNTED TO ROOF
- 3 MOUNT SWITCH AND SPACER TO BLOCK ON JAMB ADJUST HEIGHT TO MATCH MAGNET
- 2 MOUNT MAGNET USING PILOT HOLES IN SCREEN DOOR FRAME. MOUNT WITH MAGNET TOWARD SWITCH.
- 1 WIRE ROUTED IN SIDEWALL

- 79J INVERTER/CHARGER-1,500 WATT
- 13B INVERTER/CHARGER-DC/AC W/O
- ITA ITASCA ONLY
- WDL WINNEBAGO DELUXE UPGRADE
- 20C SOUND SYS. DLX. W/O-SOUND
- 28K REAR STEREO SYSTEM WITHOUT
- 26L REAR STEREO SYSTEM W/CASSETTE
- 25E REAR STEREO SYSTEM W/CD
- 57U RADIO SPEAKERS
- 26S CODES/STANDARDS-CSA/CMVSS
- 20F DELUXE SOUND SYSTEM-WITHOUT
- 1B1 CODES/STANDARDS USA
- 1E2 ENTRANCE STEP ELECT.

FOR ELECTRICAL TORQUE SPECIFICATIONS SEE DWG NO. 128793-01-000

(X-X)

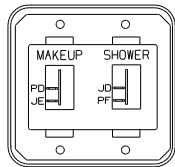
FOR ELECTRICAL CALLOUTS SEE DWG NO. 121339-01-000

FIGURE NO. 02 P390D

DO NOT SCALE DRAWING

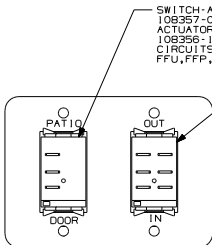
TITLE: WIRING INSTL-BODY, 12V

SHEET 3 PART NO. 140177



SWITCH-ROCKER
135740-01-CHT (2)
SWITCH-BASE
135741-02-CHT
SWITCH-BEZEL
135742-20-CHT
SCREW
G11-08-0BU (4)

DETAIL DA



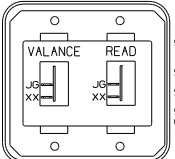
SWITCH-AWNING SELECTOR
108357-08-000
ACTUATOR
108356-13-CHT
CIRCUITS
FFU, FFP, FFV, FFL

SWITCH-AWNING CONTROL
108357-06-000
ACTUATOR
108356-12-CHT
CIRCUITS
FFK, FFU, FFM, FFN, FFV, FFR,

PLATE
98351-22-CHT

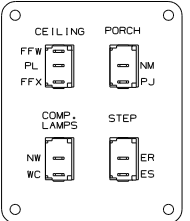
DETAIL DD

9C1



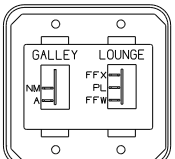
SWITCH-ROCKER
135740-01-CHT
135740-02-CHT
SWITCH-BASE
135741-02-CHT
SWITCH-BEZEL
135742-02-CHT
SCREW
G11-08-0BU (4)

DETAIL DB



SWITCH
132180-01-CHT (3)
132180-02-CHT
PLATE-SWITCH
98351-08-CHT
SCREW
G11-06-10J (4)

DETAIL DE



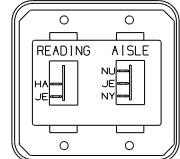
SWITCH-ROCKER
135740-01-CHT (2)
SWITCH-BASE
135741-02-CHT
SWITCH-BEZEL
135742-18-CHT
SCREW
G11-08-0BU (4)

DETAIL DC



STEP-MAP
89308-01-CHT
SWITCH-STEP COVER (IH9)
89308-04-CHT
PLATE-SWITCH
98351-12-CHT
SCREW
G11-06-10U (2)

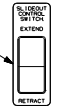
DETAIL DF



SWITCH-ROCKER
135740-01-CHT
135740-02-CHT
SWITCH-BASE
135741-02-CHT
SWITCH-BEZEL
135742-21-CHT
SCREW
G11-08-0BU (4)

DETAIL DJ

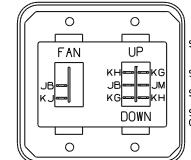
PLATE-SWITCH
81994-09-000
SWITCH
108357-06-000
ACTUATOR
108356-02-CHT
NUT
D65-08-00B (2)
LABEL
116220-01-000



LABEL-WARNINGS
116549-01-000

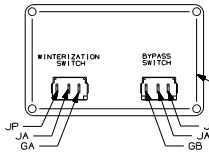
WARNING
DO NOT OPERATE THIS SWITCH WITHOUT THE PROPER TRAINING AND EQUIPMENT

DETAIL DG



SWITCH-ROCKER
135740-01-CHT
135740-03-CHT
SWITCH-BASE
135741-02-CHT
SWITCH-BEZEL
135742-17-CHT
SCREW
G11-08-0BU (4)

DETAIL DK



SWITCH-BYPASS
SWITCH-WINTERIZATION
(SUPPLIED W/KIT)
SCREW
G12-05-16U (4)

DETAIL DH

530

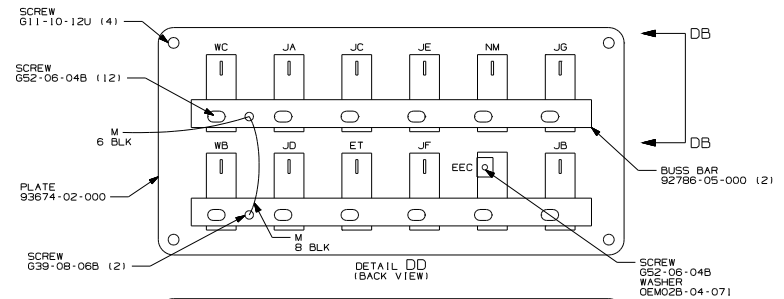
- (530) WINTERIZING KIT
- (IH9) STEPWELL COVER PANEL-SLIDING
- (715) VENT POWER
- (63N) AWNING-ENTRANCE DR, ELECTRIC
- (52N) AWNING-PATIO, ELECTRIC
- (9C1) AWNING-ELECTRIC PACKAGE
- (265) CODES/STANDARDS-CSA/CMVSS
- (1B1) CODES/STANDARDS USA
- (265) (1B1)

NOTES:

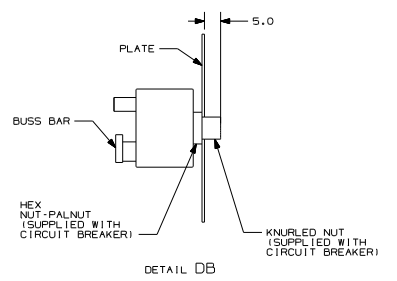
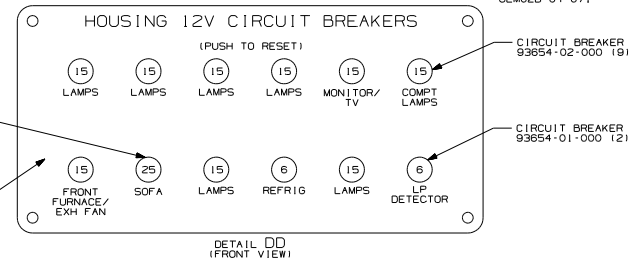
FOR ELECTRICAL TORQUE SPECIFICATIONS SEE DWG NO. 128793-01-000

FOR ELECTRICAL CALLOUTS SEE DWG NO. 121339-01-000

02 P390D
DO NOT SCALE DRAWING
WIRING INSTL-BODY, 12V
SHEET 4 PART NO 140177
PAGE 213



- WDL 41H
- ITA 41G
- 41L 41F
- 41J 41E



- WDL WINNEBAGO DELUXE UPGRADE
- ITA ITASCA ONLY
- 41L REST EASY DUAL CONTROL ULTRALEATHER
- 41J REST EASY DUAL CONTROL LEATHER
- 41H REST EASY, ULTRA LEATHER
- 41G REST EASY, LEATHER FACED SOFA
- 41F REST EASY MULTI POS LOUNGE
- 41E REST EASY W/HOOP CHAIR
- 265 CODES/STANDARDS-CSA/CMVSS
- 1B1 CODES/STANDARDS USA

265 1B1

FIRST USED 02 P390D

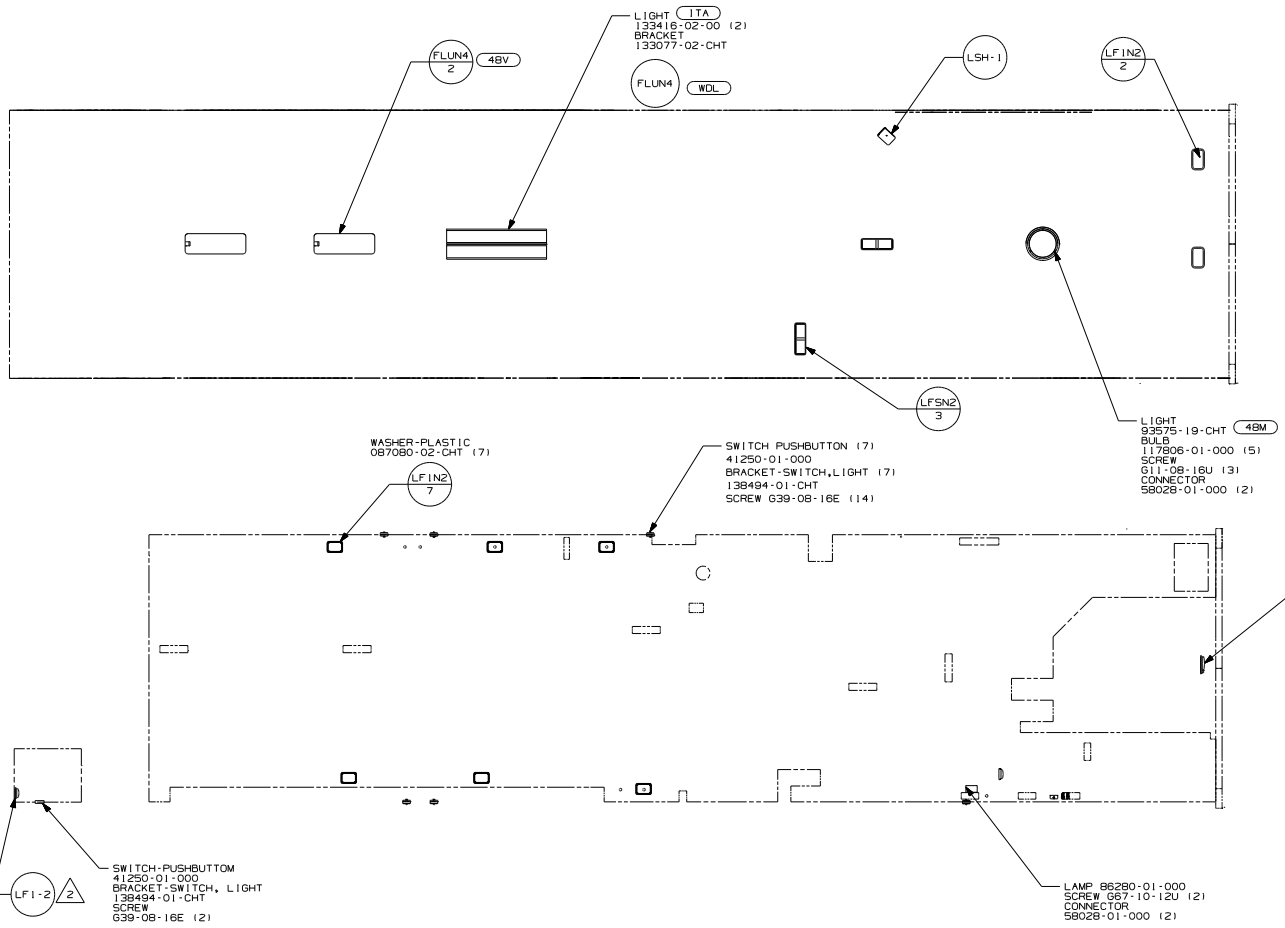
DO NOT SCALE DRAWING

TITLE: WIRING INSTL-BODY, 12V

SHEET 5 PART NO 140177

FOR ELECTRICAL TORQUE SPECIFICATIONS SEE DWG NO. 128793-01-000

FOR ELECTRICAL CALLOUTS SEE DWG NO. 121339-01-000



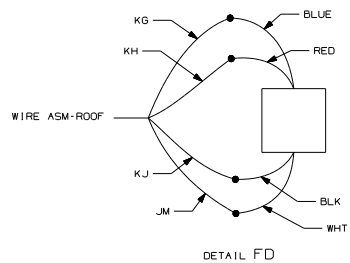
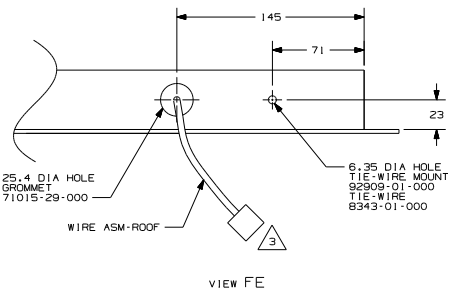
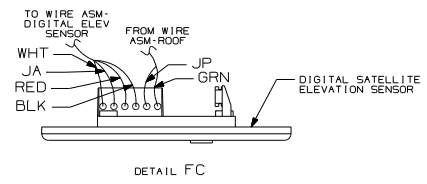
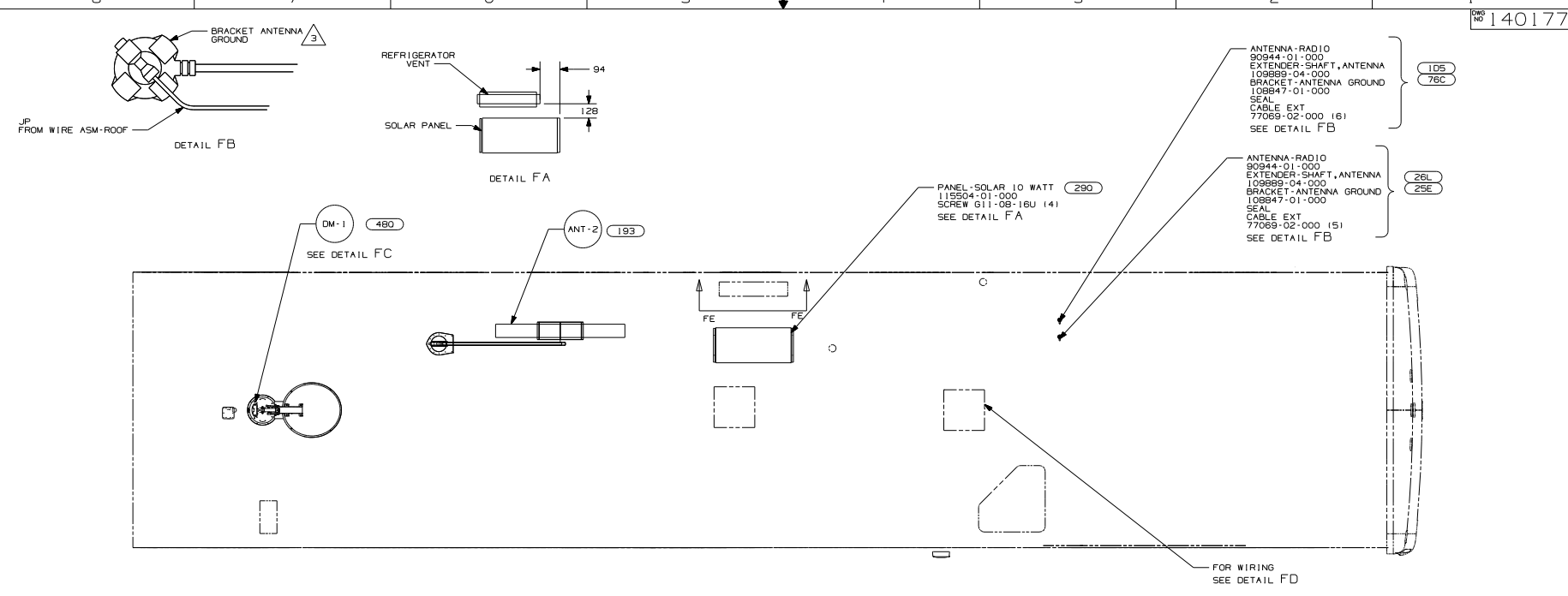
- (WDL) WINNEBAGO DELUX UPGRADE
- (ITA) ITASCA ONLY
- (48M) LIGHTS INCANDESCENT
- (48V) LIGHTS FLUORESCENT
- (265) CODES/STANDARDS-CSA/CMVSS
- (1B1) CODES/STANDARDS USA
- (265 1B1)

FIRST USED	
02 P390D	
DO NOT SCALE DRAWING	
TITLE:	
WIRING INSTL-BODY, 12V	
SHEET 6	PART NO 140177

FOR ELECTRICAL TORQUE SPECIFICATIONS SEE DWG NO. 128793-01-000

FOR ELECTRICAL CALLOUTS SEE DWG NO. 121339-01-000

- 2 SEE WIRING INSTL-CHASSIS FOR WIRING INFORMATION
- 1 LAMPS TO BE MOUNTED WITH SWITCH OUTBOARD AND 75±20 FROM EDGE OF FLOOR.



- (480) SATELLITE DISH & ELEVATION SENSOR
- (193) TV ANTENNA-AMPLIFIED SYSTEM
- (26L) REAR STEREO SYSTEM W/CASSETTE
- (25E) REAR STEREO SYSTEM W/CD
- (1D5) ENTERTAINMENT CTR/EXT W/CD
- (76C) ENTERTAINMENT CTR/EXT CASSETTE
- (290) SOLAR PANEL-10 WATT
- (265) CODES/STANDARDS-CSA/CMVSS
- (1B1) CODES/STANDARDS USA

- NOTES:
- (2) FASTEN TO VENT
 - (1) WRAP BRACKET LEGS AROUND ANTENNA BASE.

FOR ELECTRICAL TORQUE SPECIFICATIONS SEE DWG NO 128793-01-000

FOR ELECTRICAL CALLOUTS SEE DWG NO 121339-01-000

FIRST USED	
02 P390D	
DO NOT SCALE DRAWING	
TITLE: WIRING INSTL-BODY,12V	
SHEET 7	PART NO 140177