



**DANGER**

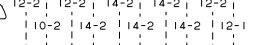
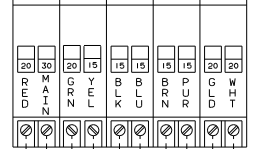
**Danger of electrical shock, burns or death.** Always remove all power sources before attempting any repair, service or diagnostic work. Power can be present from shore power, generator, inverter or battery. All power sources must be disabled and secured before performing any service.



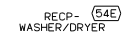
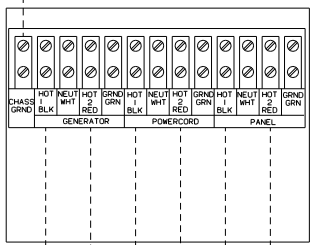
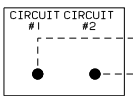
**CAUTION**

If you lack the skills, tools or equipment to perform diagnostic or repair work leave such work to an authorized Winnebago Industries dealer or other qualified shop.

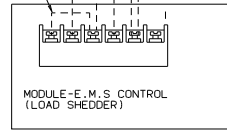
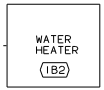
LOAD CENTER



CENTRAL AIR UNIT (LOCATED IN RIGHT REAR COMPARTMENT BELOW FLOOR)

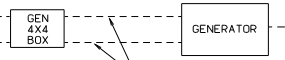


SWITCH-WATER HEATER (LOCATED IN GALLEY AREA)



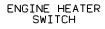
CURRENT SENSING LOOP (NEUTRAL WIRE PASSES THRU THE CENTER) (LOCATED IN LOAD CENTER)

POWERCORD



8 GRN

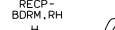
GROUND



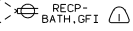
RECP-BLANK, BED CABT (LOCATED BELOW BED)

4 X 4 BOX (LOCATED BELOW FLOOR BY DRAINAGE TANK)

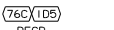
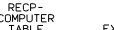
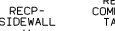

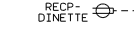
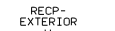
4 X 4 BOX (LOCATED BELOW COUCH)



RECP-BLANK, CABT TV (LOCATED BEHIND BEDROOM TV)



CONNECTS TO RECP-FRT, RH WITHOUT INVERTER



- (265) CODES/STANDARDS-CSA/CMVSS
- (76C) ENTERTAINMENT CTR/EXT CASETTE
- (1D5) ENTERTAINMENT CENTR/EXT W/CD
- (9A1) ACCESSORY PACKAGE
- (54E) WASHER/DRYER
- (120) ELECTRICAL SYSTEM 30 AMP
- (1B2) WTR HTR-10GAL/ELEC/LP/MTR/DAID
- (1B1) CODES/STANDARDS USA

(265)(1B1)(120) W/O INVERTER CHARGER

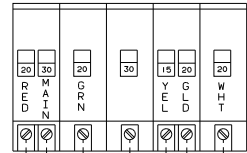
WINNERCO 02 P36LD

DATE	UNDESIGNED TOLERANCE ARE	MATERIAL
DATE	MADE (UP TO)	
DATE	ONE-PLACE (12, 13)	
DATE	TWO-PLACE (12, 13)	
DATE	THREE-PLACE (12, 13)	
DATE	THREE-ANGLE (12, 13)	

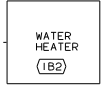
LABOR NO	TITLE	SCALE	NO
	WIRING DIAGRAM-BODY, L110V	DO NOT SCALE DRAWING	137996
SQA #	SCALE	NO	NO
ALL DIMENSIONS ARE IN MILLIMETERS	SHEET 1	OF 4	IF NO

- NOTES:
- (5) THIS IS THE TYPE OF WIRE FOR THE ENTIRE CIRCUIT UNLESS OTHERWISE SPECIFIED.
  - (4) WIRE ROUTED THROUGH FLOOR.
  - (3) WIRE ROUTED IN ROOF.
  - (2) WIRE ROUTED IN SIDEWALL.
  - (1) ALL OUTLETS DOWN STREAM AND INCLUDING THIS OUTLET ARE GROUND FAULT INTERRUPT PROTECTED.

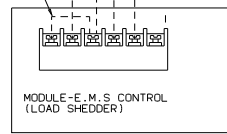
LOAD CENTER



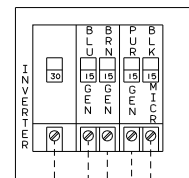
SWITCH-WATER HEATER (LOCATED IN GALLEY AREA)



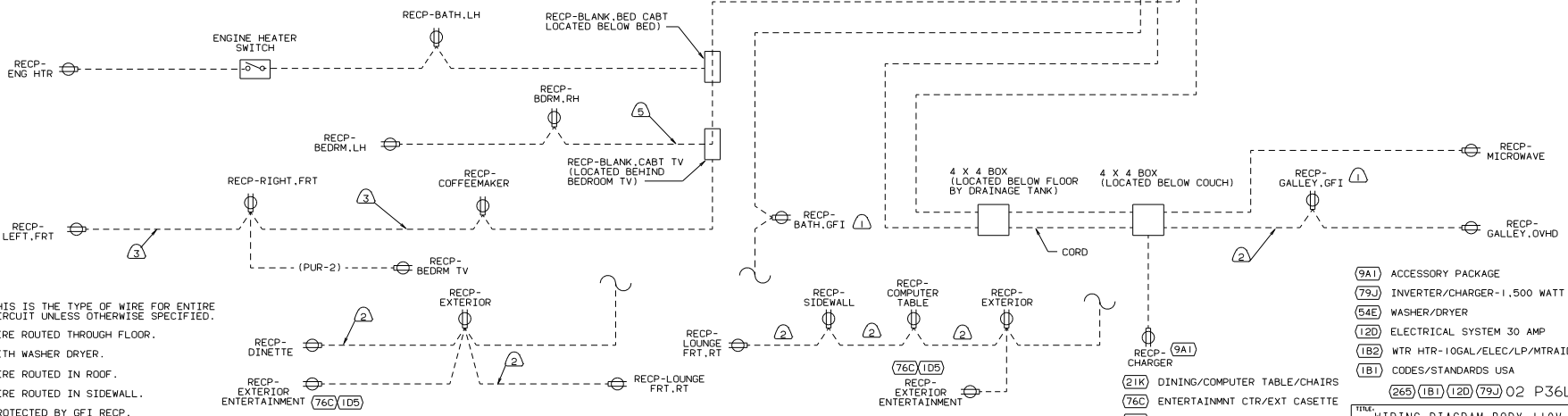
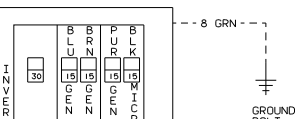
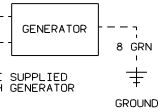
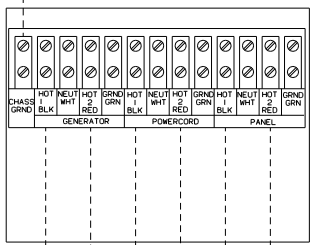
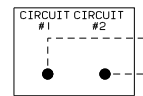
CURRENT SENSING LOOP (NEUTRAL WIRE PASSES THROUGH THE CENTER) (LOCATED IN LOAD CENTER)



INVERTER BREAKER PANEL



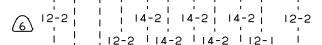
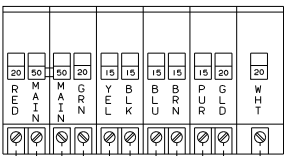
CENTRAL AIR UNIT (LOCATED IN RIGHT REAR COMPARTMENT BELOW FLOOR)



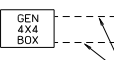
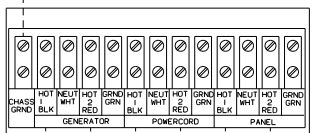
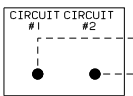
- NOTES:
- ① THIS IS THE TYPE OF WIRE FOR ENTIRE CIRCUIT UNLESS OTHERWISE SPECIFIED.
  - ② WIRE ROUTED THROUGH FLOOR.
  - ③ WITH WASHER DRYER.
  - ④ WIRE ROUTED IN ROOF.
  - ⑤ WIRE ROUTED IN SIDEWALL.
  - ⑥ PROTECTED BY GFI RECP.

- (9A1) ACCESSORY PACKAGE
- (79J) INVERTER/CHARGER-1,500 WATT
- (54E) WASHER/DRYER
- (120) ELECTRICAL SYSTEM 30 AMP
- (IB2) WTR HTR-10GAL/ELEC/LP/MTR/AID
- (IB1) CODES/STANDARDS USA
- (265) (IB1) (120) (79J) 02 P36LD
- (21K) DINING/COMPUTER TABLE/CHAIRS
- (76C) ENTERTAINMENT CTR/EXT CASSETTE
- (1D5) ENTERTAINMENT CENTR/EXT W/CD

LOAD CENTER

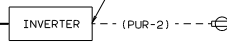


CENTRAL AIR UNIT (LOCATED IN RIGHT REAR COMPARTMENT BELOW FLOOR)

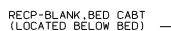
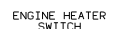


8 GRN

GROUND



CONNECT HERE WITH INVERTER



6 THIS IS THE TYPE OF WIRE FOR ENTIRE CIRCUIT UNLESS OTHERWISE SPECIFIED.

5 6-3 WITH 6500 WATT GENERATOR AND 4-3 WITH 7500 WATT GENERATOR.

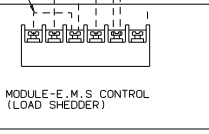
4 WIRE ROUTED THROUGH FLOOR.

3 WIRE ROUTED IN ROOF.

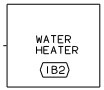
2 WIRE ROUTED IN SIDEWALL.

1 ALL OUTLETS DOWN STREAM AND INCLUDING THIS OUTLET ARE GROUND FAULT INTERRUPT PROTECTED.

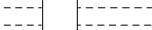
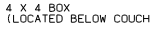
NOTES:



SWITCH-WATER HEATER (LOCATED IN GALLEY AREA)



CURRENT SENSING LOOP (NEUTRAL WIRE PASSES THRU THE CENTER) (LOCATED IN LOAD CENTER)



CORD

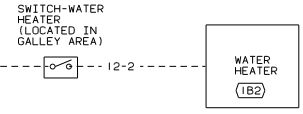
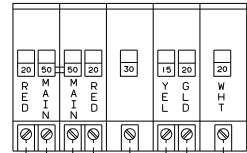


- (21K) DINING/COMPUTER TABLE/CHAIRS
- (265) CODES/STANDARDS-CSA/CMVSS
- (76C) ENTERTAINMENT CTR/EXT CASSETTE
- (1D5) ENTERTAINMENT CENTR/EXT W/CD
- (9A1) ACCESSORY PACKAGE
- (78J) ELECTRICAL SYSTEM-50 AMP
- (54E) WASHER/DRYER
- (1B2) WTR HTR-10GAL/ELEC/LP/MTRAITD
- (1B1) CODES/STANDARDS USA

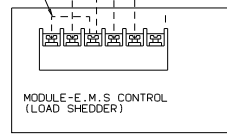
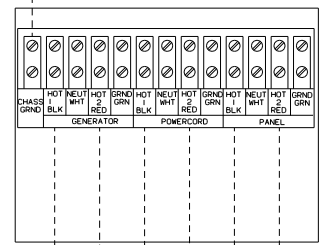
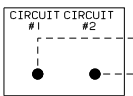
02 P36LD (1B1)(78J)(265) W/O INVERTER CHARGER

WIRING DIAGRAM-BODY\_110V

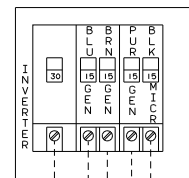
LOAD CENTER



CENTRAL AIR UNIT (LOCATED IN RIGHT REAR COMPARTMENT BELOW FLOOR)



INVERTER BREAKER PANEL



POWERCORD

GEN 4X4 BOX

GENERATOR

ENGINE HEATER SWITCH

RECP-BATH.LH

RECP-BLANK,BED CABT (LOCATED BELOW BED)

RECP-BDRM.RH

RECP-BEDRM.LH

RECP COFFEE MAKER

RECP-BLANK CABT TV (LOCATED BEHIND BEDROOM TV)

RECP-FRT.RH

RECP-FRT.LH

RECP-BEDRM TV

RECP-EXTERIOR

RECP-DINETTE

RECP-EXTERIOR ENTERTAINMENT (76C/1D5)

RECP-LOUNGE FRT.RT

RECP-LOUNGE FRT.RT

RECP-SIDEWALL

RECP-COMPUTER TABLE

RECP-EXTERIOR ENTERTAINMENT (21K)

RECP-EXTERIOR

RECP-CHARGER (9A1)

RECP-GALLEY.OVHD

RECP-MICROWAVE

RECP-GALLEY.OVHD

- (9A1) ACCESSORY PACKAGE
- (79J) INVERTER/CHARGER-1,500 WATT
- (78J) ELECTRICAL SYSTEM-50 AMP
- (54E) WASHER/DRYER
- (1D5) ENTERTAINMENT CENTR/EXT W/CD
- (1B2) WTR HTR-10GAL/ELEC/LP/MTR/AID
- (1B1) CODES/STANDARDS USA
- (21K) DINING/COMPUTER TABLE/CHAIRS
- (265) CODES/STANDARDS-CSA/CMVSS
- (76C) ENTERTAINMENT CTR/EXT CASSETTE

02 P36LD (1B1)(78J)(79J)(265)  
 TITLE: WIRING DIAGRAM-BODY.L10V  
 DO NOT SCALE DRAWING SHEET NO 137996  
 SHEET 4 OF 4

NOTES:

- (1) THIS IS THE TYPE OF WIRE FOR ENTIRE CIRCUIT UNLESS OTHERWISE SPECIFIED.
- (6) 6-3 WITH 6500 WATT GENERATOR AND 4-3 WITH 9500 WATT GENERATOR.
- (5) WIRE ROUTED THROUGH FLOOR.
- (4) WITH WASHER DRYER.
- (3) WIRE ROUTED IN ROOF.
- (2) WIRE ROUTED IN SIDEWALL.
- (1) PROTECTED BY GFI RECP.