



**DANGER**

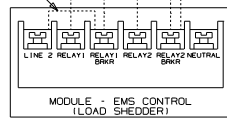
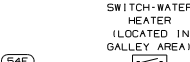
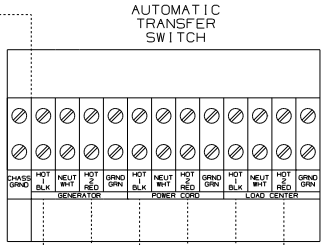
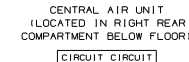
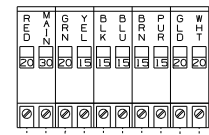
**Danger of electrical shock, burns or death.** Always remove all power sources before attempting any repair, service or diagnostic work. Power can be present from shore power, generator, inverter or battery. All power sources must be disabled and secured before performing any service.



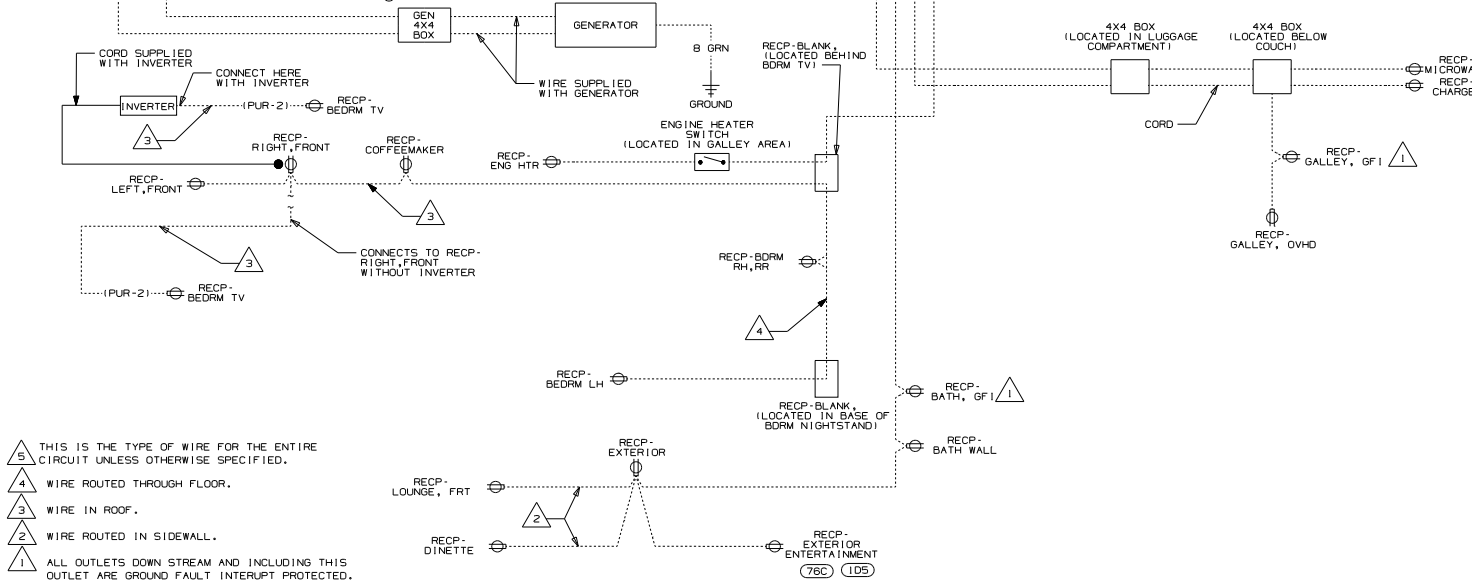
**CAUTION**

If you lack the skills, tools or equipment to perform diagnostic or repair work leave such work to an authorized Winnebago Industries dealer or other qualified shop.

LOAD CENTER



CURRENT SENSING LOOP (NEUTRAL WIRE PASSES THRU THE CENTER) (LOCATED IN LOAD CENTER)



- NOTES:
- 5 THIS IS THE TYPE OF WIRE FOR THE ENTIRE CIRCUIT UNLESS OTHERWISE SPECIFIED.
  - 4 WIRE ROUTED THROUGH FLOOR.
  - 3 WIRE IN ROOF.
  - 2 WIRE ROUTED IN SIDEWALL.
  - 1 ALL OUTLETS DOWN STREAM AND INCLUDING THIS OUTLET ARE GROUND FAULT INTERRUPT PROTECTED.

- 9A1 ACCESSORY PACKAGE
- 78C ENTERTAINMENT CNTR/EXT CASSETTE
- 54E WASHER/DRYER
- 265 CODES/STANDARDS - CSA/CMVSS
- 105 ENTERTAINMENT CNTR/EXT W/CD
- 1B2 WTR HTR - 10GAL/ELEC/LP/MITRAID
- 1B1 CODES/STANDARDS - USA
- 120 ELECTRICAL SYSTEM - 30 AMP
- 1B1 120 265 W/O INVERTER CHRGR

**WINNEBAGO**

DATE 10-09-01

ALL DIMENSIONS ARE IN MILLIMETERS

02 P36L

UNSPECIFIED TOLERANCES ARE:

HOLES DIA (X)	+ .1
ONE-PLACE (X,XXX)	+ 1.5
TWO-PLACE (X,XXX)	+ 0.50
HOLES	+ .1

THIRD ANGLE PROJECTION

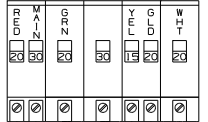
DO NOT SCALE DRAWING

TITLE: WIRING DIAGRAM-BODY, 110V

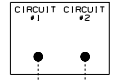
SHEET 1 of 4 PART NO 139952

REF: 1 PAGE 120

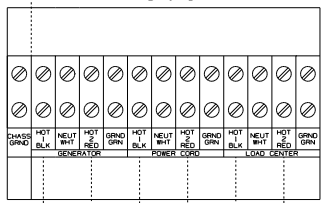
LOAD CENTER



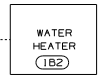
CENTRAL AIR UNIT  
(LOCATED IN RIGHT REAR  
COMPARTMENT BELOW FLOOR)



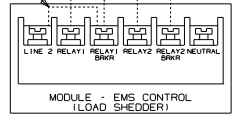
AUTOMATIC  
TRANSFER  
SWITCH



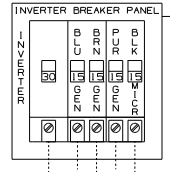
SWITCH-WATER  
HEATER  
(LOCATED IN  
GALLEY AREA)



RECIP- (S4E)  
WASHER/DRYER



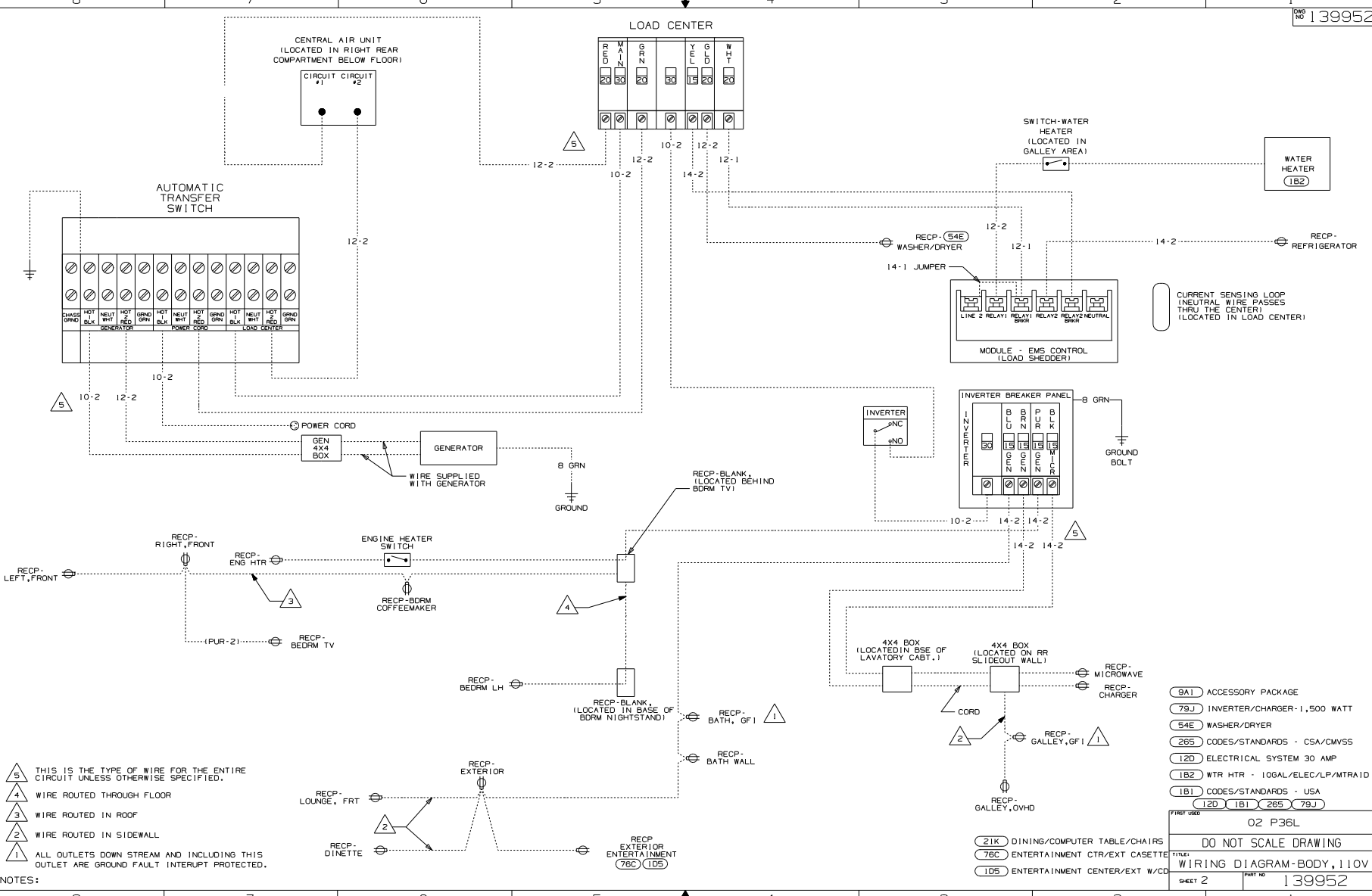
CURRENT SENSING LOOP  
(NEUTRAL WIRE PASSES  
THRU THE CENTER)  
(LOCATED IN LOAD CENTER)



INVERTER

GENERATOR

GEN  
4X4  
BOX

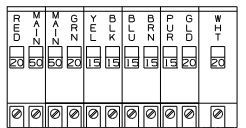


- NOTES:
- 5 THIS IS THE TYPE OF WIRE FOR THE ENTIRE CIRCUIT UNLESS OTHERWISE SPECIFIED.
  - 4 WIRE ROUTED THROUGH FLOOR
  - 3 WIRE ROUTED IN ROOF
  - 2 WIRE ROUTED IN SIDEWALL
  - 1 ALL OUTLETS DOWN STREAM AND INCLUDING THIS OUTLET ARE GROUND FAULT INTERRUPT PROTECTED.

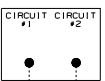
- (9A1) ACCESSORY PACKAGE
- (79J) INVERTER/CHARGER - 1,500 WATT
- (S4E) WASHER/DRYER
- (26S) CODES/STANDARDS - CSA/CMVSS
- (I2D) ELECTRICAL SYSTEM 30 AMP
- (1B2) WTR HTR - 10GAL/ELEC/LP/MTR/1AID
- (1B1) CODES/STANDARDS - USA
- (12D) (1B1) (26S) (79J)

FIRST USED	02 P36L
TITLE:	DO NOT SCALE DRAWING
WIRING DIAGRAM-BODY, 110V	
SHEET 2	PART NO 139952

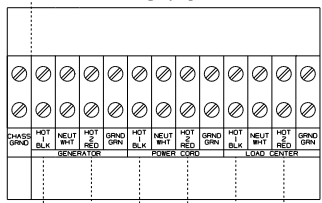
LOAD CENTER



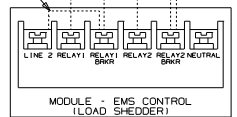
CENTRAL AIR UNIT  
(LOCATED IN RIGHT REAR  
COMPARTMENT BELOW FLOOR)



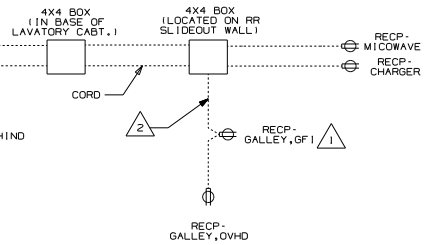
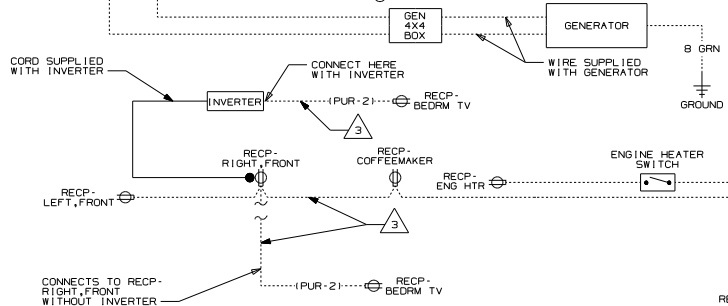
AUTOMATIC  
TRANSFER  
SWITCH



SWITCH-WATER  
HEATER  
(LOCATED IN  
GALLEY AREA)



CURRENT SENSING LOOP  
(NEUTRAL WIRE PASSES  
THRU THE CENTER)  
(LOCATED IN LOAD CENTER)



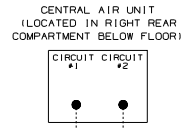
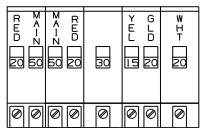
- 6 THIS IS THE TYPE OF WIRE FOR ENTIRE CIRCUIT UNLESS OTHERWISE SPECIFIED.
- 5 6-3 WITH 8500 WATT GENERATOR
- 4 4-3 WITH 7500 WATT GENERATOR
- 4 WIRE ROUTED THROUGH FLOOR.
- 3 WIRE ROUTED IN ROOF.
- 2 WIRE ROUTED IN SIDEWALL.

ALL OUTLETS DOWN STREAM AND INCLUDING THIS OUTLET ARE GROUND FAULT INTERRUPT PROTECTED

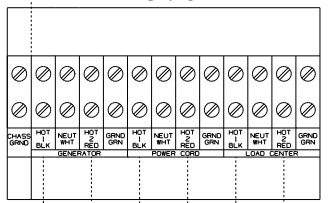
- (21K) DINING/COMPUTER TABLE/CHAIRS
- (265) CODES/STANDARDS-CSA/CMVSS
- (76C) ENTERTAINMENT CTR/EXT CASSETTE
- (1D5) ENTERTAINMENT CTR/EXT W/CD
- (9A1) ACCESSORY PACKAGE
- (78J) ELECTRICAL SYSTEM-50 AMP
- (54E) WASHER/DRYER
- (1B2) WTR HTR-10GAL/ELEC/LP/MTR/1A1D
- (1B1) CODES/STANDARDS USA

FIRST USED		02 P36L	
DO NOT SCALE DRAWING			
TITLE: WIRING DIAGRAM-BODY, 110V			
SHEET 3	PART NO		139952

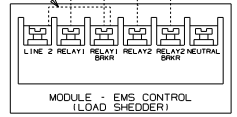
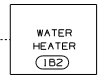
LOAD CENTER



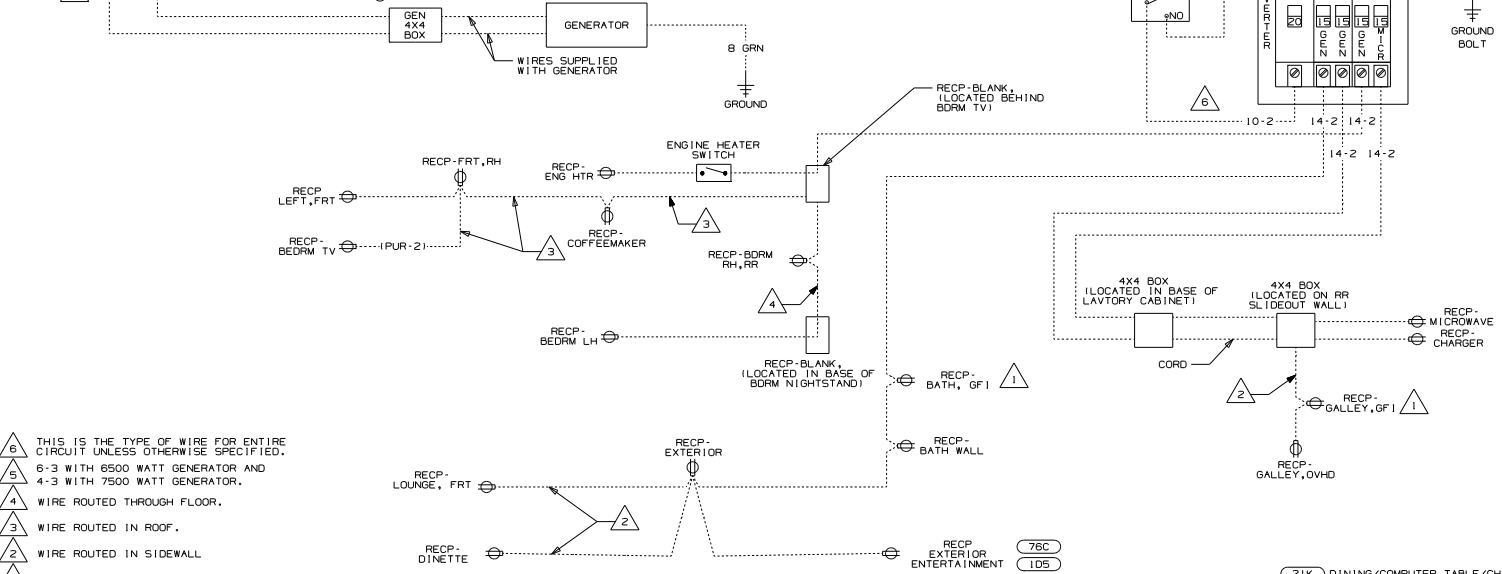

AUTOMATIC TRANSFER SWITCH



SWITCH-WATER HEATER (LOCATED IN GALLEY AREA)



CURRENT SENSING LOOP (NEUTRAL WIRE PASSES THRU THE CENTER) (LOCATED IN LOAD CENTER)



- NOTES:
- 6 THIS IS THE TYPE OF WIRE FOR ENTIRE CIRCUIT UNLESS OTHERWISE SPECIFIED.
  - 5 6-3 WITH 6500 WATT GENERATOR AND 4-3 WITH 7500 WATT GENERATOR.
  - 4 WIRE ROUTED THROUGH FLOOR.
  - 3 WIRE ROUTED IN ROOF.
  - 2 WIRE ROUTED IN SIDEWALL
  - 1 PROTECTED BY GF1 REC.

- (7BJ) ELECTRICAL SYSTEM-50 AMP
- (9A1) ACCESSORY PACKAGE
- (79J) INVERTER/CHARGER-1,500 WATT
- (54E) WASHER/DRYER
- (265) CODES/STANDARDS - CSA/CMVSS
- (1D5) ENTERTAINMENT CENTR/EXT W/CD
- (1B2) WTR HTR - 100AL/ELEC/LP/MTR/1RD
- (1B1) CODES/STANDARDS - USA
- (1B1) (265) (79J) (79J)

FIRST USED 02 P36L

DO NOT SCALE DRAWING

TITLE: WIRING DIAGRAM-BODY, 110V

SHEET 4 PART NO 139952

- (21K) DINING/COMPUTER TABLE/CHAIRS
- (76C) ENTERTAINMENT CTR/EXT CASSETTE