



**DANGER**

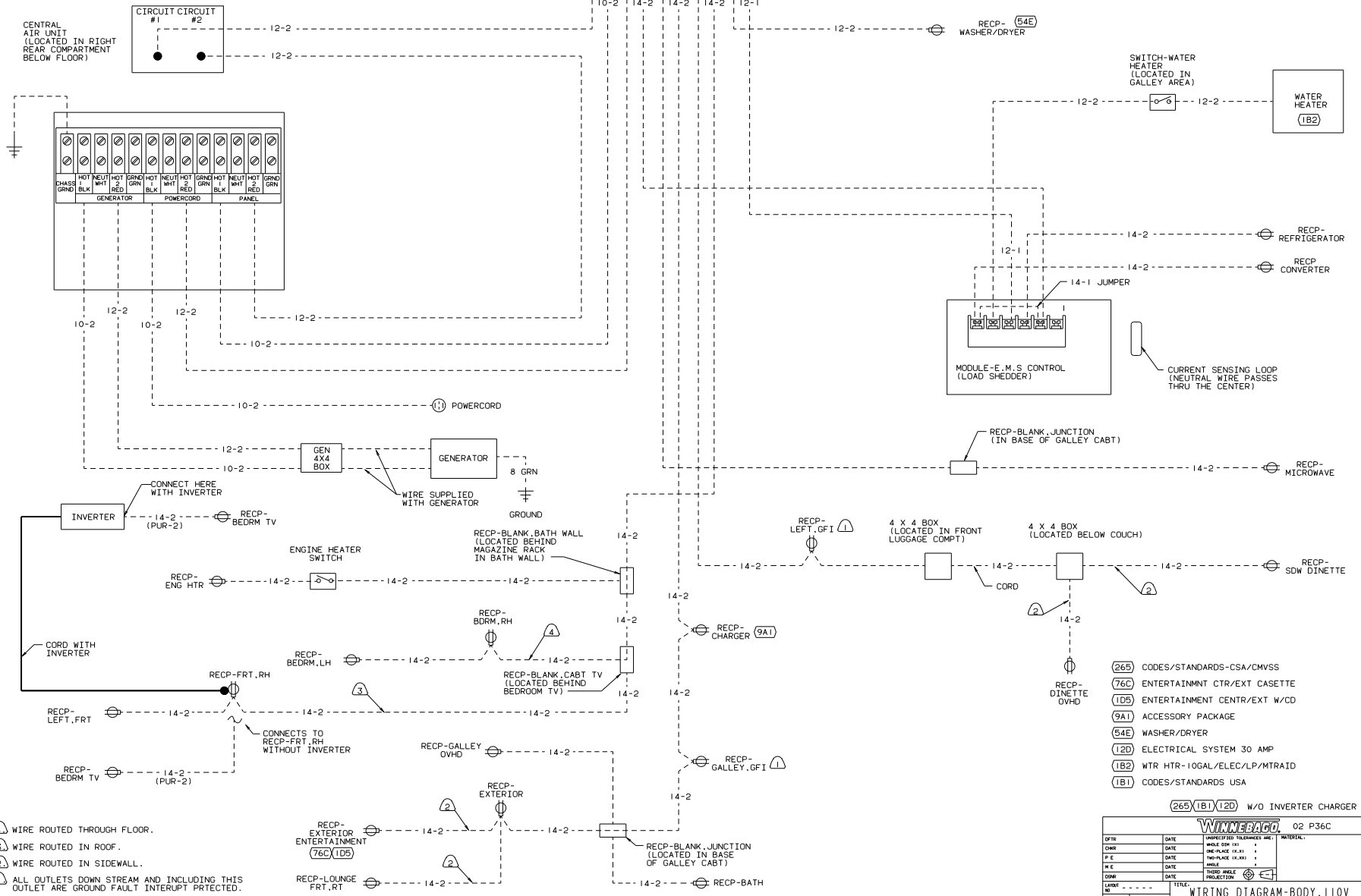
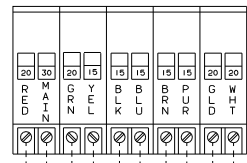
**Danger of electrical shock, burns or death.** Always remove all power sources before attempting any repair, service or diagnostic work. Power can be present from shore power, generator, inverter or battery. All power sources must be disabled and secured before performing any service.



**CAUTION**

If you lack the skills, tools or equipment to perform diagnostic or repair work leave such work to an authorized Winnebago Industries dealer or other qualified shop.

LOAD CENTER



- (265) CODES/STANDARDS-CSA/CMVSS
- (76C) ENTERTAINMENT CTR/EXT CASETTE
- (1D5) ENTERTAINMENT CENTR/EXT W/CD
- (9A1) ACCESSORY PACKAGE
- (54E) WASHER/DRYER
- (120) ELECTRICAL SYSTEM 30 AMP
- (1B2) WTR HTR-10GAL/ELEC/LP/MTR/DAID
- (1B1) CODES/STANDARDS USA

(265) (1B1) (120) W/O INVERTER CHARGER

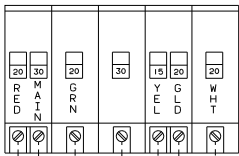
**WINNEBAGO** 02 P36C

DATE	UNDESIGNED TOLERANCE ARE:	MATERIAL
DATE	MADE (DIP 101)	
DATE	ONE-PLACE (14, 101)	
DATE	TWO-PLACE (14, 101)	
DATE	THREE-PLACE (14, 101)	
DATE	THREE-ANGLE (14, 101)	
DATE	THREE-ANGLE (14, 101)	

WIRING DIAGRAM-BODY, 110V  
 SHEET 1 OF 4  
 138772

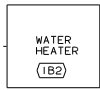
NOTES:  
 ④ WIRE ROUTED THROUGH FLOOR.  
 ③ WIRE ROUTED IN ROOF.  
 ② WIRE ROUTED IN SIDEWALL.  
 ① ALL OUTLETS DOWN STREAM AND INCLUDING THIS OUTLET ARE GROUND FAULT INTERRUPT PROTECTED.

LOAD CENTER



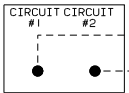
12-2 12-2 14-2 12-1  
10-2 10-2 12-2

SWITCH-WATER HEATER (LOCATED IN GALLEY AREA)

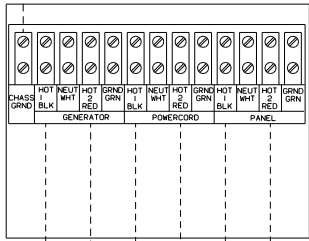


12-2 12-2

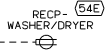
CENTRAL AIR UNIT (LOCATED IN RIGHT REAR COMPARTMENT BELOW FLOOR)



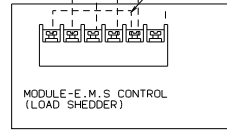
12-2 12-2



10-2 12-2 12-2 10-2 12-2 10-2

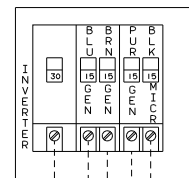


12-2

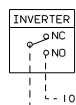


CURRENT SENSING LOOP (NEUTRAL WIRE PASSES THRU THE CENTER)

INVERTER BREAKER PANEL



10-2 14-2 14-2 14-2 14-2 14-2 14-2 14-2



10-2



8 GRN



12-2 10-2




8 GRN

WIRE SUPPLIED WITH GENERATOR



ENGINE HEATER SWITCH



14-2 14-2

RECP-BLANK, BATH WALL (LOCATED BEHIND MAGAZINE RACK IN BATH WALL)

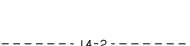


14-2 14-2

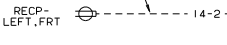


14-2 14-2

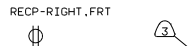
RECP-BLANK, CABT TV (LOCATED BEHIND BEDROOM TV)



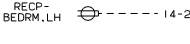
14-2 14-2



14-2 14-2



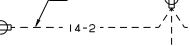
14-2 14-2



14-2 14-2



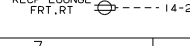
14-2 14-2



14-2 14-2



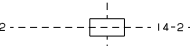
14-2 14-2




14-2 14-2




14-2 14-2



14-2 14-2




14-2 14-2



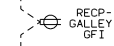
14-2 14-2



14-2 14-2



14-2 14-2



14-2 14-2



14-2 14-2



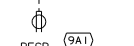
14-2 14-2



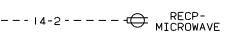
14-2 14-2



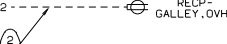
14-2 14-2



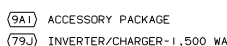
14-2 14-2



14-2 14-2



14-2 14-2



14-2 14-2

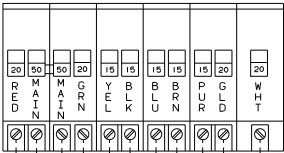
- (3) WIRE ROUTED THROUGH FLOOR.
- (4) WITH WASHER DRYER.
- (3) WIRE ROUTED IN ROOF.
- (2) WIRE ROUTED IN SIDEWALL.
- (1) PROTECTED BY GFI RECP.

NOTES:

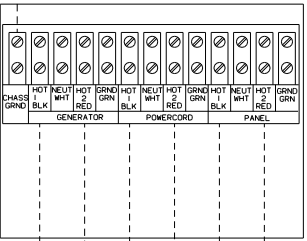
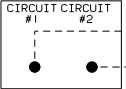
- (9A1) ACCESSORY PACKAGE
- (79J) INVERTER/CHARGER-1,500 WATT WASHER/DRYER
- (54E) ELECTRICAL SYSTEM 30 AMP
- (120) WTR HTR-10GAL/ELEC/LP/MTR/AID
- (1B1) CODES/STANDARDS USA
- (265) (1B1) (12D) (79J) 02 P36C

- (76C) ENTERTAINMENT CTR/EXT CASSETTE
- (1D5) ENTERTAINMENT CENTR/EXT W/CD

LOAD CENTER



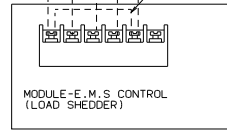
CENTRAL AIR UNIT (LOCATED IN RIGHT REAR COMPARTMENT BELOW FLOOR)



RECIP- WASHER/DRYER (54E)

SWITCH-WATER HEATER (LOCATED IN GALLEY AREA)

WATER HEATER (1B2)



RECIP- REFRIGERATOR

RECIP- CONVERTER

RECIP- MICROWAVE

RECIP- SDW DINETTE

RECIP- CHARGER (9A1)

RECIP- GALLEY, GFI (1)

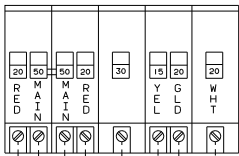
RECIP- BATH

- NOTES:
- ⑤ 6-3 WITH 6500 WATT GENERATOR AND 4-3 WITH 7500 WATT GENERATOR.
  - ④ WIRE ROUTED THROUGH FLOOR.
  - ③ WIRE ROUTED IN ROOF.
  - ② WIRE ROUTED IN SIDEWALL.
  - ① ALL OUTLETS DOWN STREAM AND INCLUDING THIS OUTLET ARE GROUND FAULT INTERRUPT PROTECTED.

- (265) CODES/STANDARDS-CSA/CMVSS
- (76C) ENTERTAINMENT CTR/EXT CASSETTE
- (1D5) ENTERTAINMENT CENTR/EXT W/CD
- (9A1) ACCESSORY PACKAGE
- (78J) ELECTRICAL SYSTEM-50 AMP
- (54E) WASHER/DRYER
- (1B2) WTR HTR-10GAL/ELEC/LP/MTR/AID
- (1B1) CODES/STANDARDS USA

O2 P36C (1B1)78J(265)  
W/O INVERTER CHARGER

LOAD CENTER

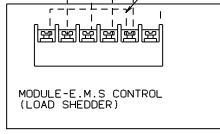
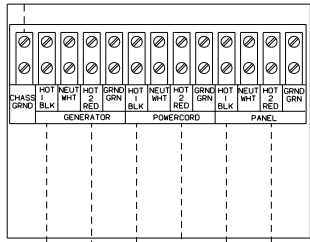
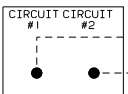


12-2 12-2 10-2 14-2 12-1

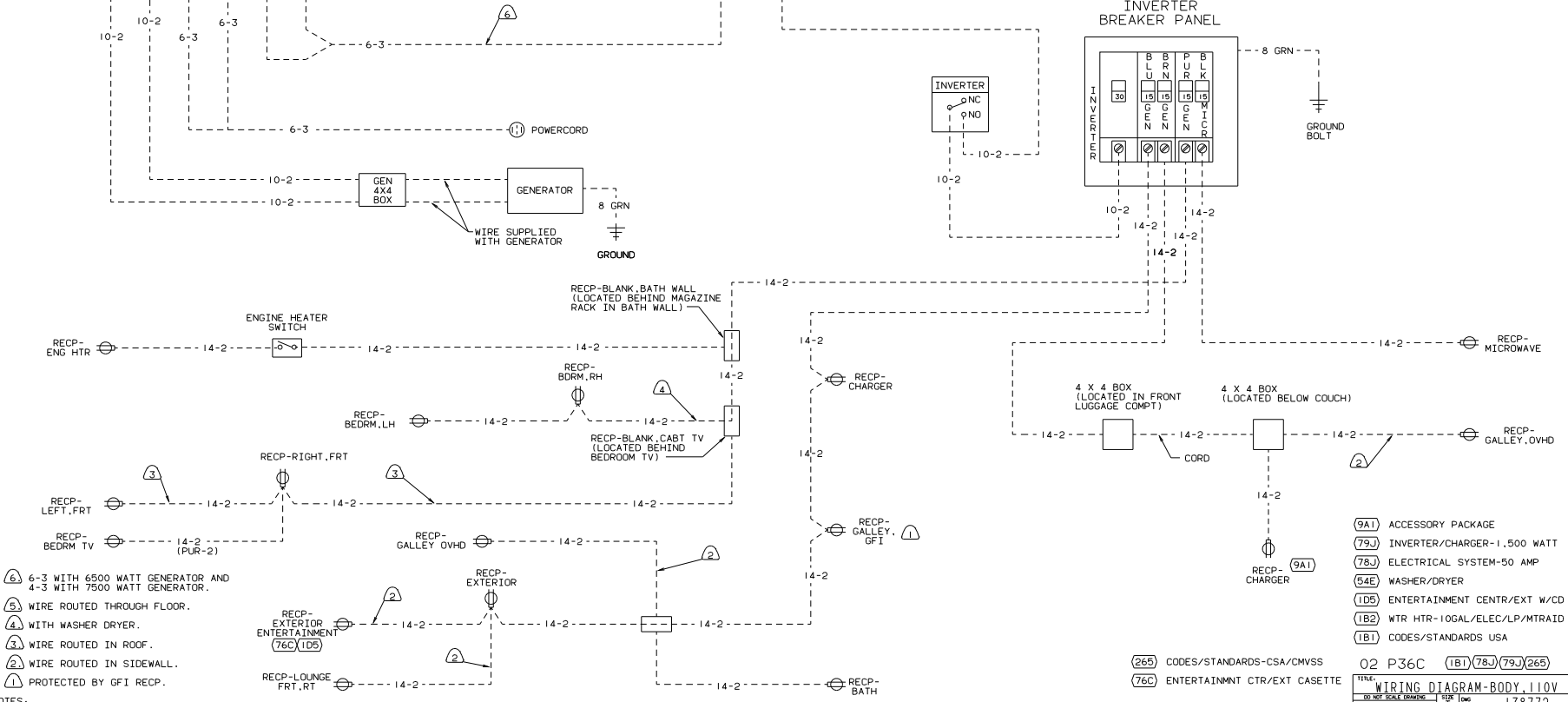
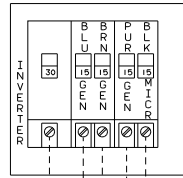
SWITCH-WATER HEATER (LOCATED IN GALLEY AREA)



CENTRAL AIR UNIT (LOCATED IN RIGHT REAR COMPARTMENT BELOW FLOOR)



INVERTER BREAKER PANEL



- ⑥ 6-3 WITH 6500 WATT GENERATOR AND 4-3 WITH 7500 WATT GENERATOR.
- ③ WIRE ROUTED THROUGH FLOOR.
- ④ WITH WASHER DRYER.
- ③ WIRE ROUTED IN ROOF.
- ② WIRE ROUTED IN SIDEWALL.
- ① PROTECTED BY GFI RECP.

- (9A1) ACCESSORY PACKAGE
- (79J) INVERTER/CHARGER-1,500 WATT
- (78J) ELECTRICAL SYSTEM-50 AMP
- (54E) WASHER/DRYER
- (1D5) ENTERTAINMENT CTR/EXT W/CD
- (1B2) WTR HTR-10GAL/ELEC/LP/MTR/TRAID
- (1B1) CODES/STANDARDS USA

- (265) CODES/STANDARDS-CSA/CMVSS
- (76C) ENTERTAINMENT CTR/EXT CASSETTE

02 P36C (1B1)(78J)(79J)(265)

WIRING DIAGRAM-BODY\_110V