



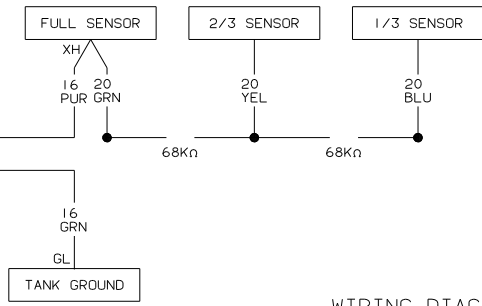
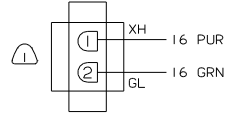
**DANGER**

**Danger of electrical shock, burns or death.** Always remove all power sources before attempting any repair, service or diagnostic work. Power can be present from shore power, generator, inverter or battery. All power sources must be disabled and secured before performing any service.

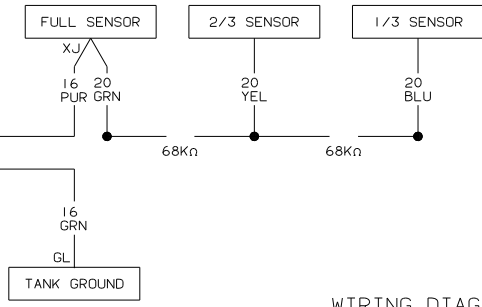
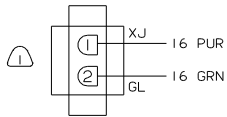


**CAUTION**

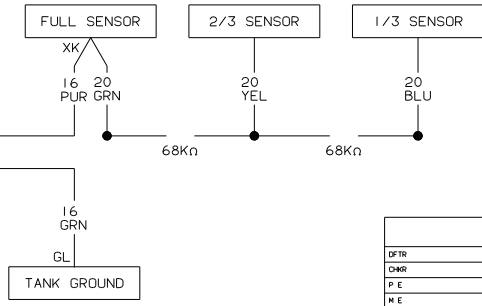
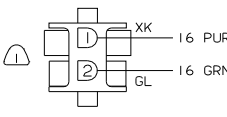
If you lack the skills, tools or equipment to perform diagnostic or repair work leave such work to an authorized Winnebago Industries dealer or other qualified shop.



WIRING DIAGRAM-TANK , WATER  
(WIRE ASM 96449)



WIRING DIAGRAM-TANK ,MAIN HOLDING  
(WIRE ASM 96450)



WIRING DIAGRAM-TANK ,AUX HOLDING  
(WIRE ASM 96451)

DTR		DATE	UNSPECIFIED TOLERANCES ARE:		MATERIAL:
		DATE	WHOLE (XX XX)	+	
CHR		DATE	ONE-PLACE (X.XX)	+	
P E		DATE	TWO-PLACE (X.XXX)	+	
M E		DATE	ANGLE	+	
DGR		DATE	THIRD ANGLE PROJECTION	+	
LAYOUT NO	TITLE		WIRING DIAGRAM-HOLDING TANKS		
DIA #	SCALE: NONE	DO NOT SCALE DRAWING	SHEET 1 OF 1	SIZE DWG	110664
ALL DIMENSIONS ARE IN MILLIMETERS					

1 SEE WIRING DIAGRAM-BODY FOR ADDITIONAL INFORMATION.