



**DANGER**

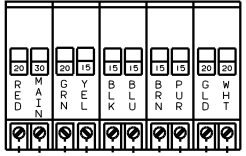
**Danger of electrical shock, burns or death.** Always remove all power sources before attempting any repair, service or diagnostic work. Power can be present from shore power, generator, inverter or battery. All power sources must be disabled and secured before performing any service.



**CAUTION**

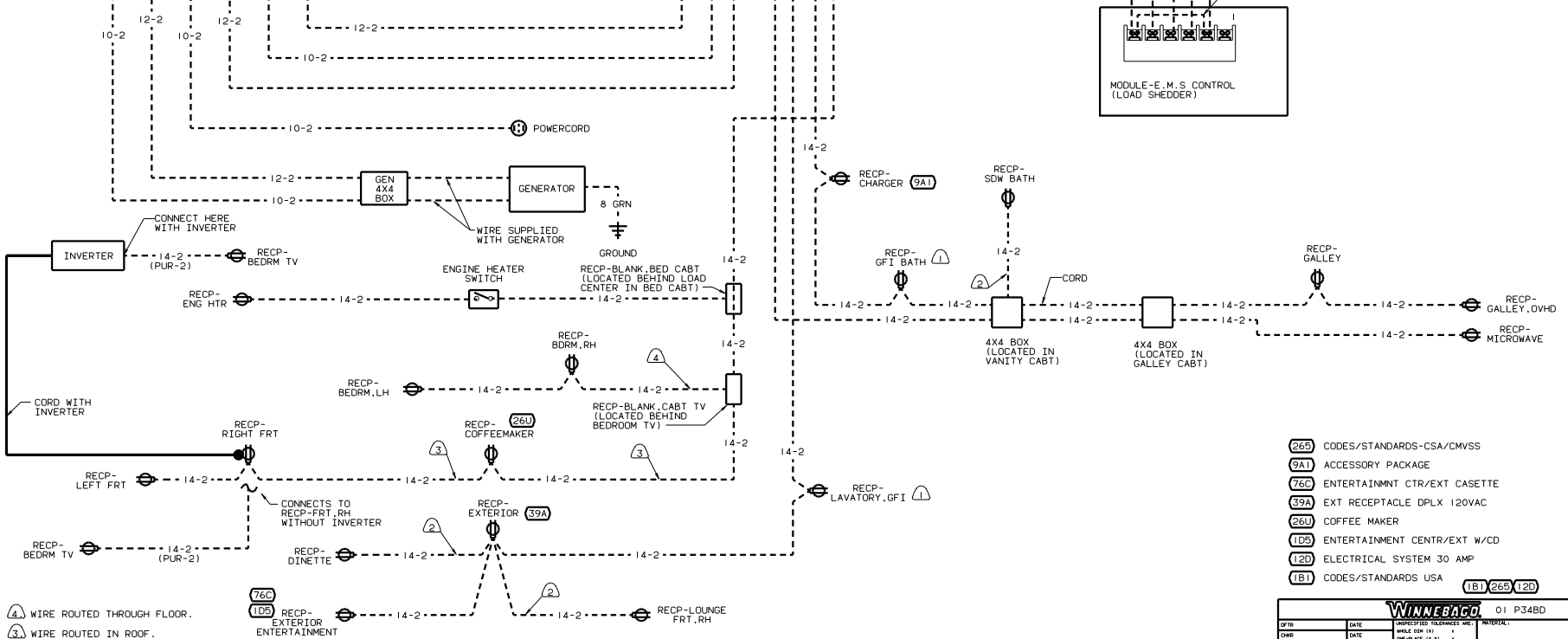
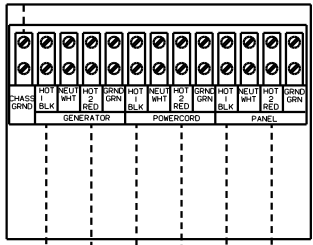
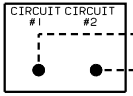
If you lack the skills, tools or equipment to perform diagnostic or repair work leave such work to an authorized Winnebago Industries dealer or other qualified shop.

LOAD CENTER



12-2, 12-2, 14-2, 14-2, 14-2, 12-1  
 10-2, 14-2, 14-2, 14-2, 12-1

CENTRAL AIR UNIT (LOCATED IN RIGHT REAR COMPARTMENT BELOW FLOOR)



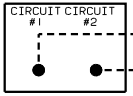
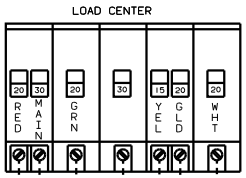
- (265) CODES/STANDARDS-CSA/CMVSS
- (9A1) ACCESSORY PACKAGE
- (76C) ENTERTAINMENT CTR/EXT CASSETTE
- (39A) EXT RECEPTACLE DPLX 120VAC
- (26U) COFFEE MAKER
- (1DS) ENTERTAINMENT CENTR/EXT W/CD
- (12D) ELECTRICAL SYSTEM 30 AMP
- (1B1) CODES/STANDARDS USA

- (4) WIRE ROUTED THROUGH FLOOR.
- (3) WIRE ROUTED IN ROOF.
- (2) WIRE ROUTED IN SIDEWALL.
- (1) ALL OUTLETS DOWN STREAM AND INCLUDING THIS OUTLET ARE GROUND FAULT INTERRUPT PROTECTED.

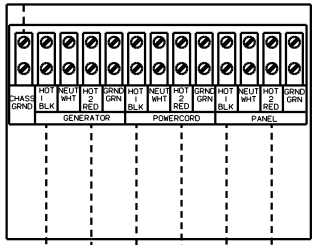
**WINN-DIXIE** 01 P34BD

OF IN	DATE	UNSPECIFIED TOLERANCES ARE:	MATERIAL
CHP	DATE	WHOLE OR 1/2"	
PL	DATE	ONE-PLACE (1/32)	
PL	DATE	TWO-PLACE (1/64)	
PL	DATE	ANGLE	
COMP	DATE	INDIC. W/ANGLE	
PROD	DATE	INDIC. W/ANGLE	

TITLE: WIRING DIAGRAM-BODY 110V  
 SHEET 1 OF 4  
 REF: 134503 A 1



CENTRAL AIR UNIT (LOCATED IN RIGHT REAR COMPARTMENT BELOW FLOOR)

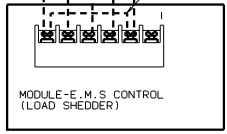


SWITCH-WATER HEATER (LOCATED IN GALLEY AREA)



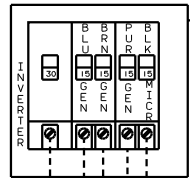
RECP- REFRIGERATOR

RECP CONVERTER

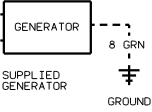


RECP- WASHER/DRYER

INVERTER BREAKER PANEL



GROUND BOLT



GEN 4X4 BOX

WIRE SUPPLIED WITH GENERATOR

ENGINE HEATER SWITCH

RECP-BLANK, BED CABT (LOCATED BEHIND LOAD CENTER IN BED CABT)

RECP- ENG HTR

RECP- BDRM, RH

RECP- BDRM, LH

RECP- COFFEEMAKER

RECP-BLANK, CABT TV (LOCATED BEHIND BEDROOM TV)

RECP- RIGHT FRT

RECP- LEFT FRT

RECP- BDRM TV

RECP- EXTERIOR LAVATORY

RECP- GFI, LAVATORY

RECP- DINETTE

RECP- EXTERIOR ENTERTAINMENT

RECP- LOUNGE FRT, RH

RECP- GFI, BATH

RECP- CHARGER

4X4 BOX (LOCATED IN VANITY CABT)

4 X 4 BOX (LOCATED IN GALLEY CABT)

RECP- GALLEY

RECP- MICROWAVE

RECP- GALLEY, OVHD

RECP- SDW, BATH

- 5 6-3 WITH 6500 WATT GENERATOR AND 4-3 WITH 7500 WATT GENERATOR.
- 4 WIRE ROUTED THROUGH FLOOR.
- 3 WIRE ROUTED IN ROOF.
- 2 WIRE ROUTED IN SIDEWALL.
- 1 ALL OUTLETS DOWN STREAM AND INCLUDING THIS OUTLET ARE GROUND FAULT INTERRUPT PROTECTED.

- 9A1 ACCESSORY PACKAGE
- 76C ENTERTAINMENT CTR/EXT CASSETTE
- 39A EXT RECEPTACLE DPLX 120VAC
- 26U COFFEE MAKER
- 1D5 ENTERTAINMENT CENTR/EXT W/CD
- 1B1 CODES/STANDARDS USA

- 79J INVERTER/CHARGER-1,500 WATT
- 265 CODES/STANDARDS-CSA/CMVSS
- 12D ELECTRICAL SYSTEM 30 AMP

O1 P34BD (1B1) (265) (12D) (79J)

WIRING DIAGRAM-BODY, 110V

NO. OF SHEETS 2 OF 4

SHEET 2 OF 4

136413

NOTES:



