



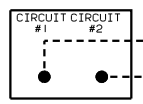
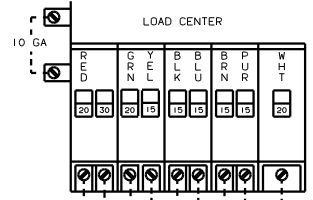
DANGER

Danger of electrical shock, burns or death. Always remove all power sources before attempting any repair, service or diagnostic work. Power can be present from shore power, generator, inverter or battery. All power sources must be disabled and secured before performing any service.



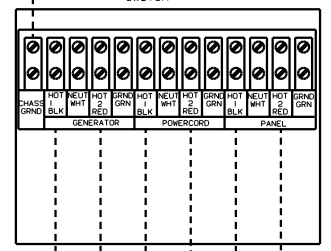
CAUTION

If you lack the skills, tools or equipment to perform diagnostic or repair work leave such work to an authorized Winnebago Industries dealer or other qualified shop.

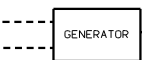



CENTRAL AIR UNIT (LOCATED IN RIGHT REAR COMPARTMENT BELOW FLOOR)

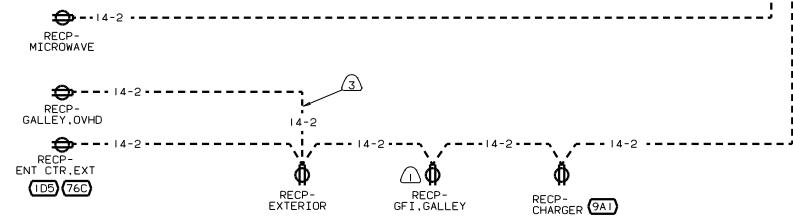
AUTOMATIC TRANSFER SWITCH



8 GRN GROUND



WIRE SUPPLIED WITH GENERATOR



- (5) SEE WIRING INSTL-TV/VCR FOR ADDITIONAL INFORMATION.
- (4) WIRE IN ROOF
- (3) WIRE IN SIDEWALL
- (2) WIRE BELOW FLOOR
- (1) ALL OUTLETS DOWN STREAM AND INCLUDING THIS OUTLET ARE GROUND FAULT INTERRUPT PROTECTED.

- (40F) INVERTER-DC/AC-130 WATT
- (9A1) ACCESSORY PACKAGE
- (76C) ENTERTAINMNT CTR/EXT CASSETTE
- (1B5) ENTERTAINMENT CENTR/EXT W/CD
- (1B2) WTR HTR-10GAL/ELEC/LP/MTR/DA
- (12D) ELECTRICAL SYSTEM 30 AMP

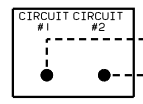
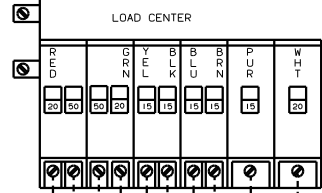
(265) CODES/STANDARDS-CSA/CMVSS
(1B1) CODES/STANDARDS USA

WINNEBAGO O1 G32V

DATE	UNDESIGNED TOLERANCES ARE:	MATERIAL
DATE	WHOLE OR 1/2"	
DATE	ONE PLACE (1/32)	
DATE	TWO PLACE (1/64)	
DATE	THREE PLACE (1/128)	
DATE	FOUR PLACE (1/256)	
DATE	FIVE PLACE (1/512)	
DATE	SIX PLACE (1/1024)	
DATE	SEVEN PLACE (1/2048)	
DATE	EIGHT PLACE (1/4096)	
DATE	NINE PLACE (1/8192)	
DATE	TEN PLACE (1/16384)	

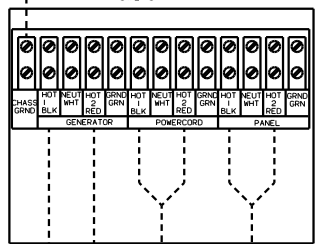
WIRING DIAGRAM-BODY, 110V

SHEET 1 OF 2



CENTRAL AIR UNIT (LOCATED IN RIGHT REAR COMPARTMENT BELOW FLOOR)

AUTOMATIC TRANSFER SWITCH



8 GRN + GROUND

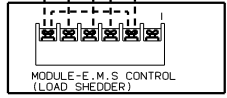
CB1 BLK
CB2 BLK/YEL

GENERATOR

8 GRN + GROUND

WIRE SUPPLIED WITH GENERATOR

POWER CORD



RECP-BLANK.TV (LOCATED OVER MICROWAVE AT ROOF LINE)



RECP-TV.FRONT (5)

RECP-BLANK.TV/VCR (LOCATED IN FRONT OVHD)

RECP-CONVERTER

WATER HEATER (1B2) (LOCATED IN RIGHT FRONT COMPARTMENT)

SWITCH-WATER HEATER (LOCATED OVER MICROWAVE)

RECP-REFRIGERATOR

RECP-SATELLITE RECEIVER (6)

RECP-FRONT.RH

RECP-SDW.LAVATORY

RECP-COFFEEMAKER

RECP-SDW.DINETTE

RECP-BDRM.RH,RR QUEEN OR RECP-BDRM TWIN BEDS

- NOTES:
- (5) SEE WIRING INSTL-TV/VCR FOR ADDITIONAL INFORMATION.
 - (4) WIRE IN ROOF
 - (3) WIRE IN SIDEWALL
 - (2) WIRE BELOW FLOOR
 - (1) ALL OUTLETS DOWN STREAM AND INCLUDING THIS OUTLET ARE GROUND FAULT INTERRUPT PROTECTED.

- (40F) INVERTER-DC/AC-130 WATT
- (9A1) ACCESSORY PACKAGE
- (76C) ENTERTAINMNT CTR/EXT CASSETTE
- (1D5) ENTERTAINMENT CTR/EXT W/CD
- (1B2) WTR HTR-10GAL/ELEC/LP/MTR/DAID
- (78V) ELECTRICAL SYSTEM-50 AMP

- (265) CODES/STANDARDS-CSA/CMVSS
- (1B1) CODES/STANDARDS USA

01 G32V

TITLE: WIRING DIAGRAM-BODY 110V

NO. OF SHEETS: 2 SHEET 2 OF 2

DATE: 1.6

132292