



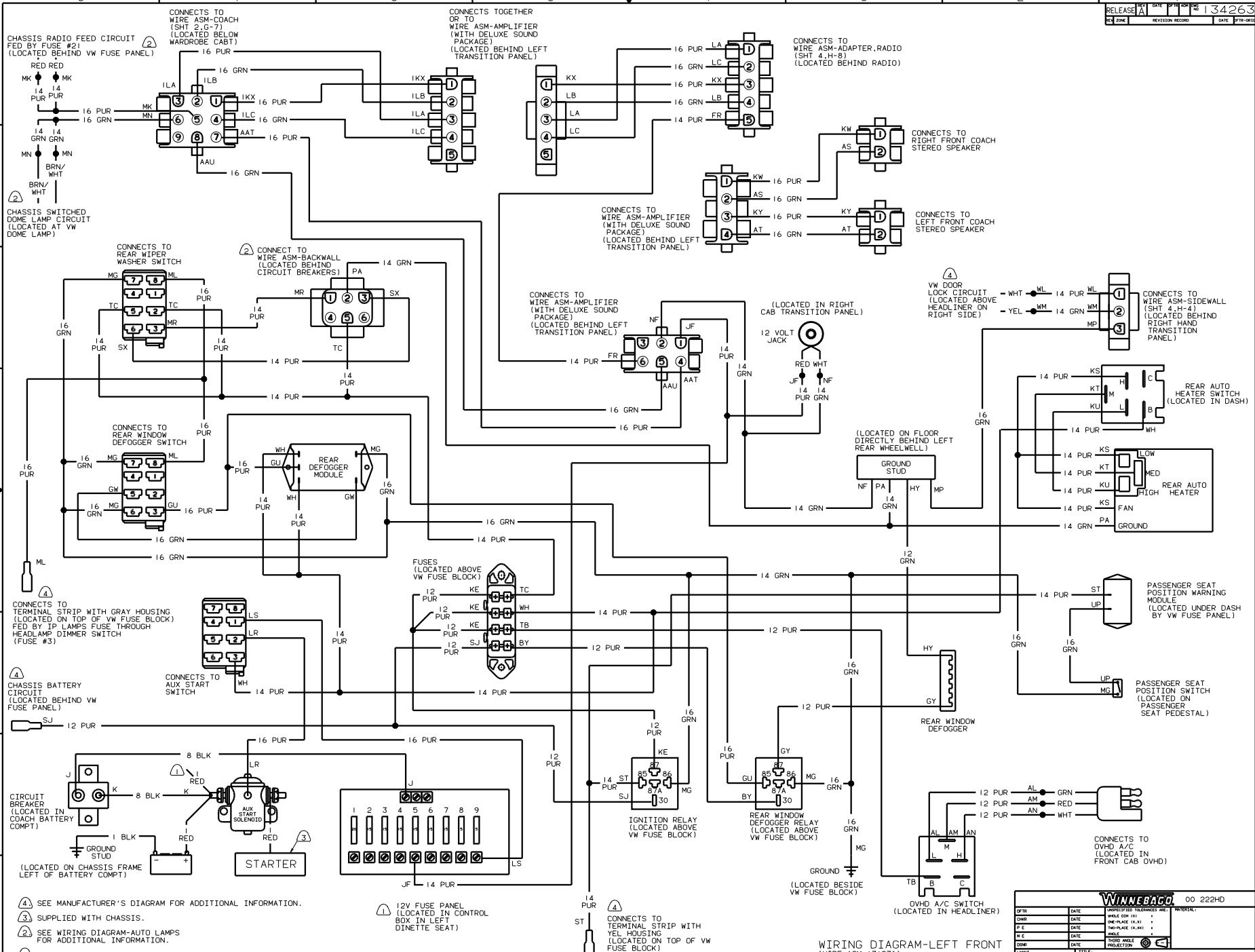
**DANGER**

**Danger of electrical shock, burns or death.** Always remove all power sources before attempting any repair, service or diagnostic work. Power can be present from shore power, generator, inverter or battery. All power sources must be disabled and secured before performing any service.



**CAUTION**

If you lack the skills, tools or equipment to perform diagnostic or repair work leave such work to an authorized Winnebago Industries dealer or other qualified shop.

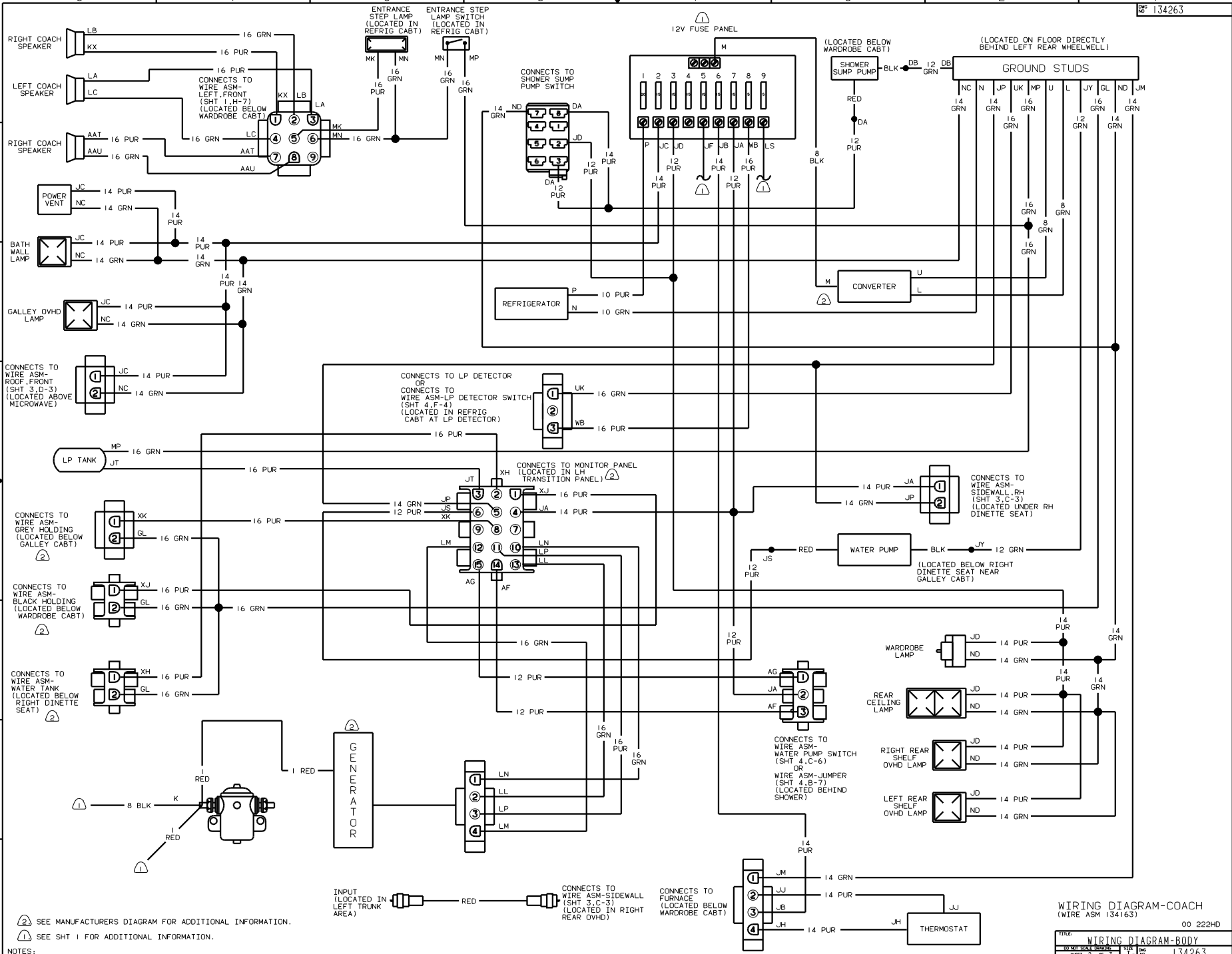


WIRING DIAGRAM-LEFT FRONT  
 (WIRE ASM 131236)

**WINNEBAGO** 00 222-HD

DATE	UNSPECIFIED TOLERANCES ARE IN MATERIAL
DATE	SCALE
DATE	ONE-PLACE (1:1)
DATE	TWO-PLACE (1:2)
DATE	THREE-PLACE (1:3)
DATE	FOUR-PLACE (1:4)
DATE	FIVE-PLACE (1:5)
DATE	SIX-PLACE (1:6)
DATE	SEVEN-PLACE (1:7)
DATE	EIGHT-PLACE (1:8)
DATE	NINE-PLACE (1:9)
DATE	TEN-PLACE (1:10)
DATE	TWENTY-PLACE (1:20)
DATE	THIRTY-PLACE (1:30)
DATE	FOURTY-PLACE (1:40)
DATE	FIFTY-PLACE (1:50)
DATE	SIXTY-PLACE (1:60)
DATE	SEVENTY-PLACE (1:70)
DATE	EIGHTY-PLACE (1:80)
DATE	NINETY-PLACE (1:90)
DATE	TEN-FOLD (1:10)

DATE: \_\_\_\_\_ TITLE: WIRING DIAGRAM-BODY 12V  
 DRAWN BY: \_\_\_\_\_ CHECKED BY: \_\_\_\_\_  
 ALL DIMENSIONS ARE IN MILLIMETERS SHEET 1 OF 3 DRAWING NO. 134263

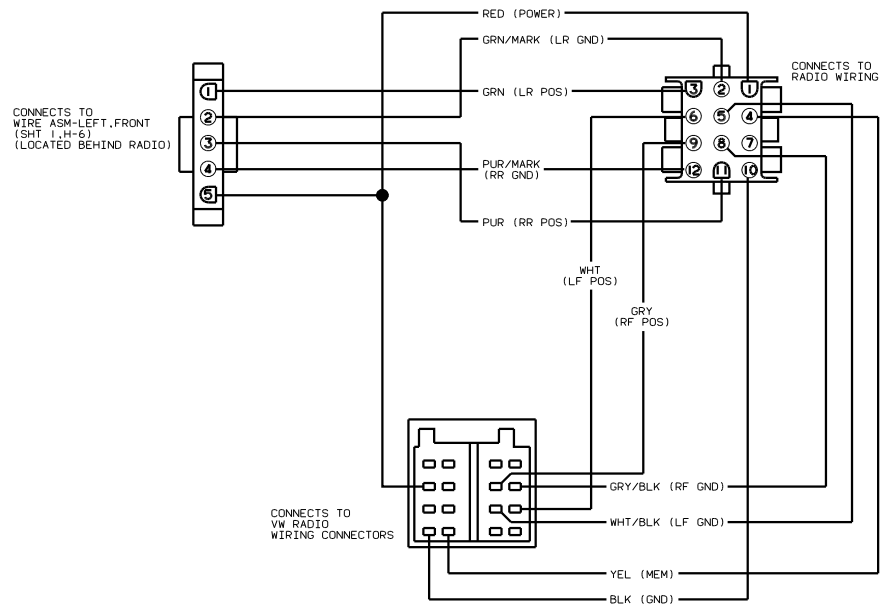


② SEE MANUFACTURERS DIAGRAM FOR ADDITIONAL INFORMATION.  
 ⚠ SEE SHT 1 FOR ADDITIONAL INFORMATION.

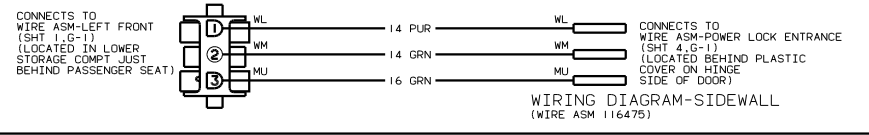
WIRING DIAGRAM-COACH  
 (WIRE ASM 134163)

FIG. NO.	134263
SHEET	2 OF 3
REV.	1 E

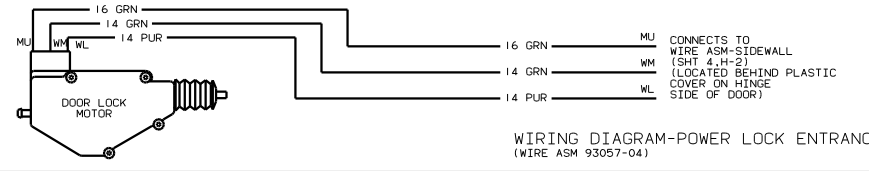
00 222HD



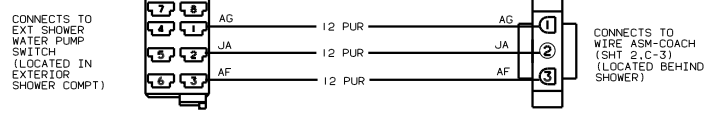
WIRING DIAGRAM-ADAPTER,RADIO (WIRE ASM 114365-02)



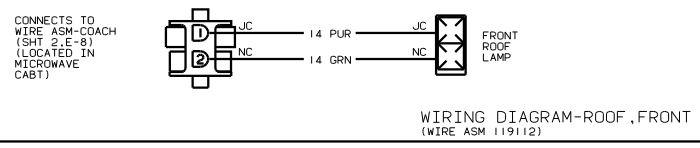
WIRING DIAGRAM-SIDEWALL (WIRE ASM 116475)



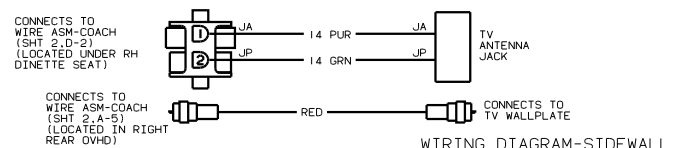
WIRING DIAGRAM-POWER LOCK ENTRANCE (WIRE ASM 93057-04)



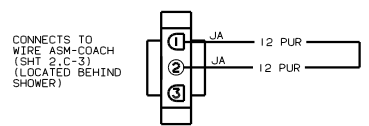
WIRING DIAGRAM WATER PUMP,SWITCH (WIRE ASM 103494-04) (WITH EXTERIOR SHOWER)



WIRING DIAGRAM-ROOF,FRONT (WIRE ASM 119112)



WIRING DIAGRAM-SIDEWALL (WIRE ASM 111451-03)



WIRING DIAGRAM-JUMPER (WIRE ASM 103493) (WITHOUT EXTERIOR SHOWER)