



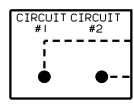
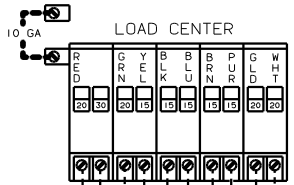
DANGER

Danger of electrical shock, burns or death. Always remove all power sources before attempting any repair, service or diagnostic work. Power can be present from shore power, generator, inverter or battery. All power sources must be disabled and secured before performing any service.



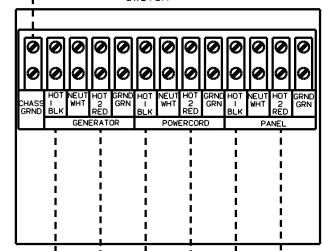
CAUTION

If you lack the skills, tools or equipment to perform diagnostic or repair work leave such work to an authorized Winnebago Industries dealer or other qualified shop.

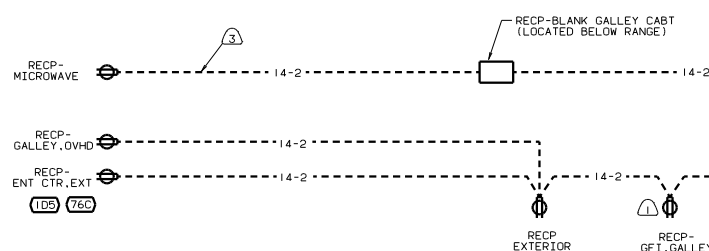
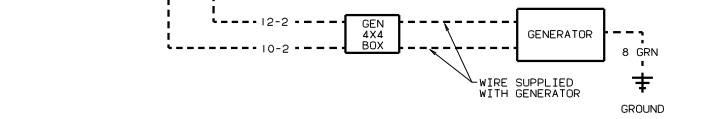
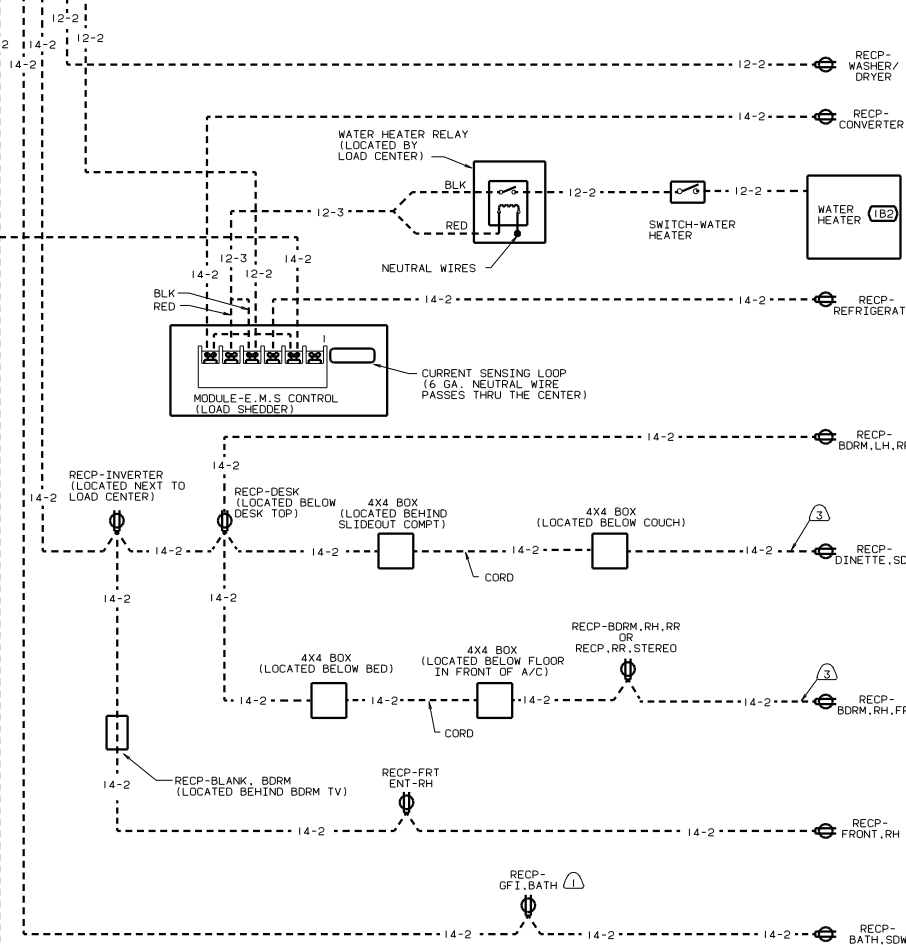


CENTRAL AIR UNIT (LOCATED IN RIGHT REAR COMPARTMENT BELOW FLOOR)

AUTOMATIC TRANSFER SWITCH



8 GRN GROUND



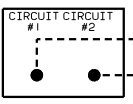
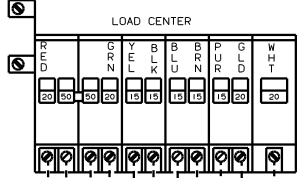
- (IE3) ENERGY MANAGEMENT SYSTEM
- (76C) ENTERTAINMNT CTR/EXT CASSETTE
- (ID5) ENTERTAINMENT CENTR/EXT W/CD
- (IB2) WTR HTR-10GAL/ELEC/LP/MTR/DAID
- (I2D) ELECTRICAL SYSTEM 30 AMP
- (IB1) CODES/STANDARDS USA
- (IB1) (I2D)

NOTES:
 (3) WIRE IN SIDEWALL
 (2) WIRE BELOW FLOOR
 (1) ALL OUTLETS END STREAM AND INCLUDING THIS OUTLET ARE GROUND FAULT INTERRUPT PROTECTED.

WINNEBAGO OO L36W

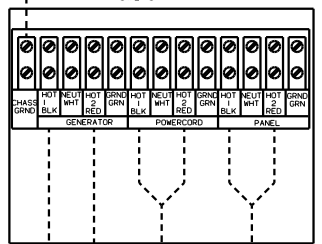
DATE	UNDESIGNED TOLERANCES ARE:	MATERIAL
DATE	WHOLE OR 1/16"	
DATE	ONE-PLACE (1/32)"	
DATE	TWO-PLACE (1/64)"	
DATE	THREE-PLACE (1/128)"	
DATE	FOUR-PLACE (1/256)"	
DATE	FIVE-PLACE (1/512)"	
DATE	SIX-PLACE (1/1024)"	
DATE	SEVEN-PLACE (1/2048)"	
DATE	EIGHT-PLACE (1/4096)"	
DATE	NINE-PLACE (1/8192)"	
DATE	TEN-PLACE (1/16384)"	
DATE	ELEVEN-PLACE (1/32768)"	
DATE	TWELVE-PLACE (1/65536)"	
DATE	THIRTEEN-PLACE (1/131072)"	
DATE	FOURTEEN-PLACE (1/262144)"	
DATE	FIFTEEN-PLACE (1/524288)"	
DATE	SIXTEEN-PLACE (1/1048576)"	
DATE	SEVENTEEN-PLACE (1/2097152)"	
DATE	EIGHTEEN-PLACE (1/4194304)"	
DATE	NINETEEN-PLACE (1/8388608)"	
DATE	TWENTY-PLACE (1/16777216)"	

WIRING DIAGRAM-BODY 110V
 SHEET 1 OF 4
 134243

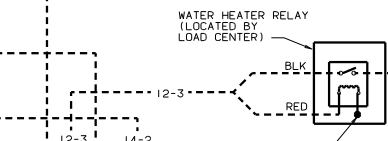
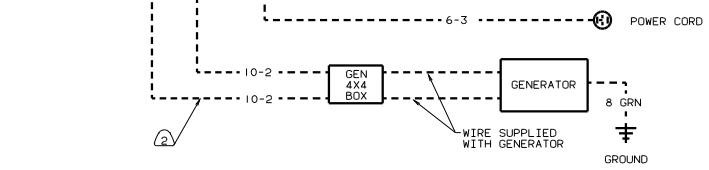


CENTRAL AIR UNIT (LOCATED IN RIGHT REAR COMPARTMENT BELOW FLOOR)

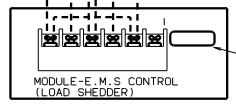
AUTOMATIC TRANSFER SWITCH



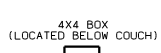
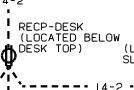
8 GRN GROUND



RECP-WASHER/ DRYER
RECP-CONVERTER

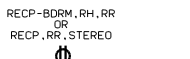
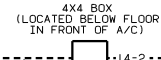
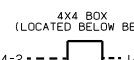


RECP-REFRIGERATOR



RECP-BDRM.LH.RR

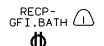
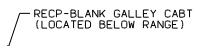
RECP-DINETTE.SDW



RECP-BDRM.RH.FRT



RECP-FRONT.RH



RECP-MICROWAVE

RECP-GALLEY.OVHD

RECP-ENT CTR.EXT (76C)

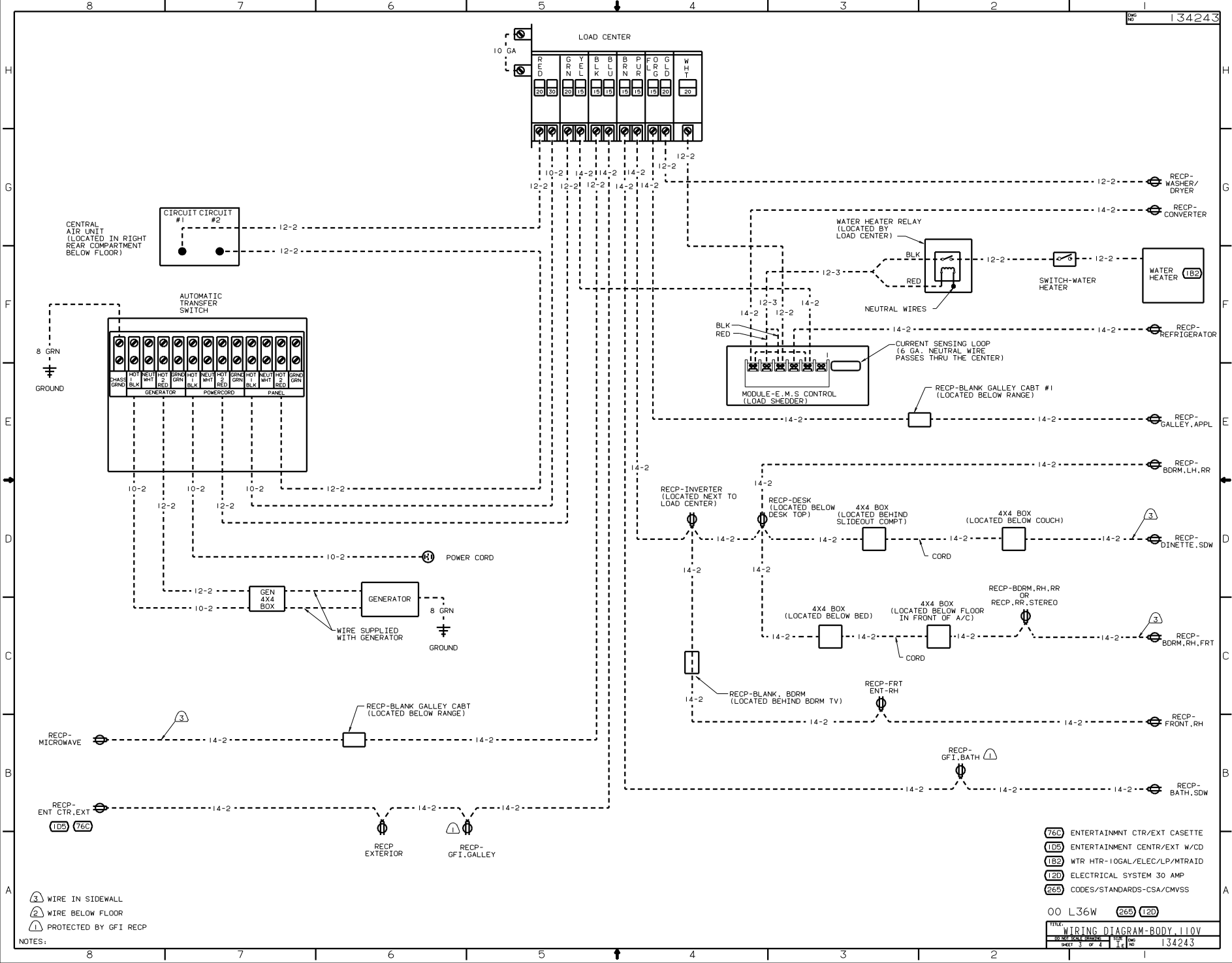
RECP-EXTERIOR

RECP-GFI.GALLEY

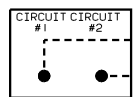
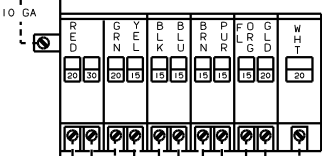
RECP-BATH.SDW

- ③ WIRE IN SIDEWALL
- ② WIRE BELOW FLOOR
- ① ALL OUTLETS DOWN STREAM AND INCLUDING THIS OUTLET ARE GROUND FAULT INTERRUPT PROTECTED.

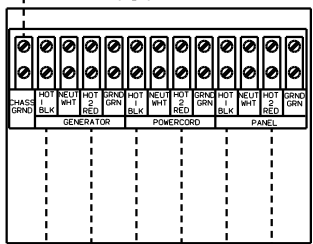
- (1E3) ENERGY MANAGEMENT SYSTEM
- (76C) ENTERTAINMENT CTR/EXT CASSETTE
- (1DB) ENTERTAINMENT CENTR/EXT W/CD
- (1B2) WTR HTR-10GAL/ELEC/LP/MTR/RAID
- (78J) ELECTRICAL SYSTEM-50 AMP
- (1B1) CODES/STANDARDS USA
- 00 L36W (1B1) (78J)



LOAD CENTER



AUTOMATIC TRANSFER SWITCH



CENTRAL AIR UNIT (LOCATED IN RIGHT REAR COMPARTMENT BELOW FLOOR)

8 GRN GROUND

POWER CORD

GEN 4X4 BOX

GENERATOR

8 GRN GROUND

WIRE SUPPLIED WITH GENERATOR

REC-BLANK GALLEY CABT (LOCATED BELOW RANGE)

REC-P-MICROWAVE

REC-ENT CTR, EXT (1D5 76C)

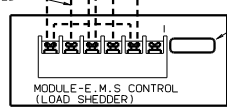
REC-EXTERIOR

REC-GFI, GALLEY

WATER HEATER RELAY (LOCATED BY LOAD CENTER)



SWITCH-WATER HEATER



CURRENT SENSING LOOP (6 GA. NEUTRAL WIRE PASSES THRU THE CENTER)

REC-BLANK GALLEY CABT #1 (LOCATED BELOW RANGE)

REC-INVERTER (LOCATED NEXT TO LOAD CENTER)

REC-DESK (LOCATED BELOW DESK TOP)

4X4 BOX (LOCATED BEHIND SLIDEOUT COMPT)

4X4 BOX (LOCATED BELOW COUCH)

REC-DINETTE, SDW

4X4 BOX (LOCATED BELOW BED)

4X4 BOX (LOCATED BELOW FLOOR IN FRONT OF A/C)

REC-BDRM, RH, RR

REC-RR, STEREO

REC-BDRM, RH, FRT

REC-BLANK, BDRM (LOCATED BEHIND BDRM TV)

REC-FRT ENT, RH

REC-FRONT, RH

REC-GFI, BATH (1)

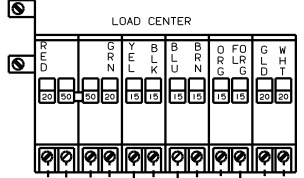
REC-BATH, SDW

- NOTES:
- ③ WIRE IN SIDEWALL
 - ② WIRE BELOW FLOOR
 - ⚠ PROTECTED BY GFI RECP

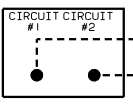
- 76C ENTERTAINMENT CTR/EXT CASSETTE
- 1D5 ENTERTAINMENT CENTR/EXT W/CD
- 1B2 WTR HTR-10GAL/ELEC/LP/MTR/RAID
- 12D ELECTRICAL SYSTEM 30 AMP
- 265 CODES/STANDARDS-CSA/CMVSS

00 L36W (265 12D)

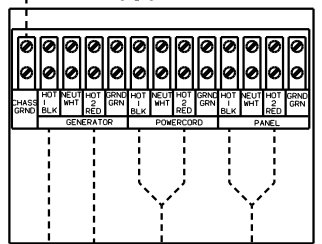
TITLE	WIRING DIAGRAM-BODY, 110V
NO. OF SHEETS	4
SHEET NO.	3
DATE	11/16/83
DRG. NO.	134243



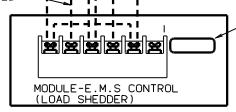
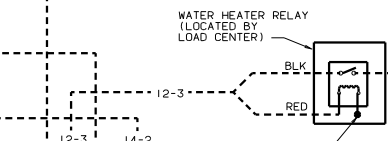
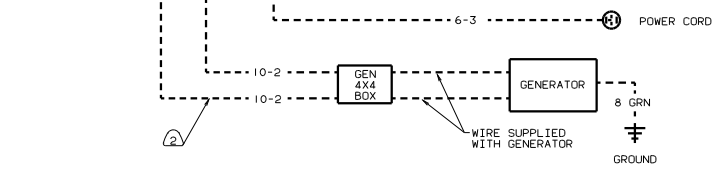
CENTRAL AIR UNIT
(LOCATED IN RIGHT REAR COMPARTMENT BELOW FLOOR)



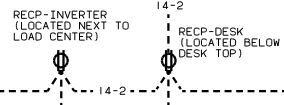
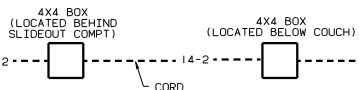
AUTOMATIC TRANSFER SWITCH



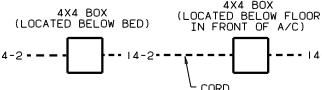
8 GRN
GROUND



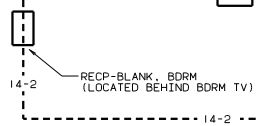
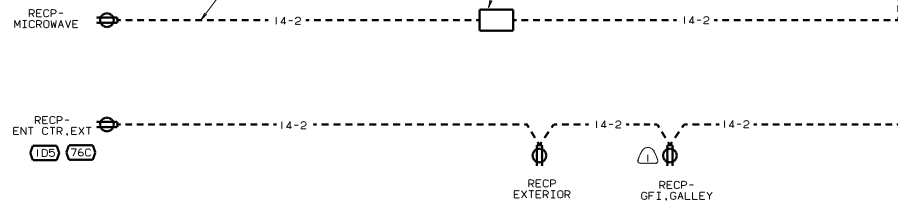
RECP-BLANK GALLEY CABT #1
(LOCATED BELOW RANGE)



RECP-GFI,BATH



RECP-BDRM,RH,RR OR RECP,RR,STEREO



RECP-BDRM,RH,FRT

RECP-FRONT,RH

- NOTES:
- ③ WIRE IN SIDEWALL
 - ② WIRE BELOW FLOOR
 - ⚠ ALL OUTLETS DOWN STREAM AND INCLUDING THIS OUTLET ARE GROUND FAULT INTERRUPT PROTECTED.

- ⓔ ENERGY MANAGEMENT SYSTEM
- 760 ENTERTAINMNT CTR/EXT CASSETTE
- 105 ENTERTAINMENT CTR/EXT W/CD
- 182 WTR HTR-10GAL/ELEC/LP/MTR/RAID
- 780 ELECTRICAL SYSTEM-50 AMP
- 265 CODES/STANDARDS-CSA/CMVSS