



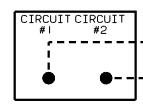
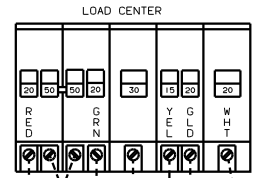
DANGER

Danger of electrical shock, burns or death. Always remove all power sources before attempting any repair, service or diagnostic work. Power can be present from shore power, generator, inverter or battery. All power sources must be disabled and secured before performing any service.

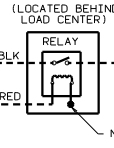
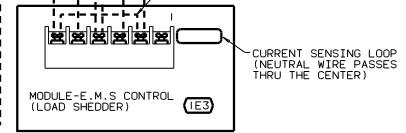
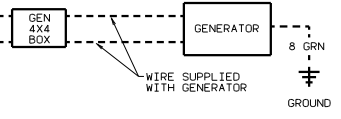
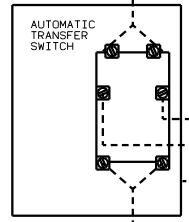


CAUTION

If you lack the skills, tools or equipment to perform diagnostic or repair work leave such work to an authorized Winnebago Industries dealer or other qualified shop.



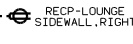
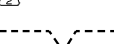
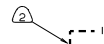
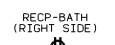
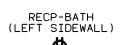
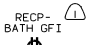
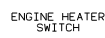
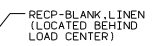
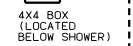
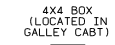

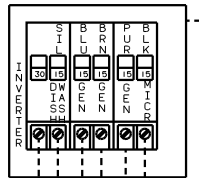
CENTRAL AIR UNIT (LOCATED IN RIGHT REAR COMPARTMENT BELOW FLOOR)



SWITCH-WATER HEATER (LOCATED IN OVDH CABT ABOVE REAR DINETTE SEAT)



INVERTER BREAKER PANEL



- (79W) REFRIGERATOR-4 DOOR
- (78J) ELECTRICAL SYSTEM-50 AMP
- (76C) ENTERTAINM CTR/EXT CASSETTE
- (54E) WASHER/DRYER
- (53K) WTR HTR-10GAL/ELECTRIC/LPGAS
- (42B) TV,REAR-WITHOUT
- (221) VACUUM SYSTEM-CENTRAL
- (21N) DISHWASHER/BUILT-IN
- (15U) REFRIGERATOR/FRZR W/ICEMAKER
- (11E) REFRIGERATOR/FREEZER PORTABL
- (10W) TV-REAR
- (IE3) ENERGY MANAGEMENT SYSTEM
- (105) ENTERTAINMENT CTR/EXT W/CD
- (1B1) CODES/STANDARDS USA
- (1B1) (78J)

- NOTES:
- (5) WIRE ROUTED THROUGH FLOOR.
 - (4) WITH (42B) THIS IS A 110V JUNCTION BOX.
 - (3) WIRE ROUTED IN ROOF.
 - (2) WIRE ROUTED IN SIDEWALL.
 - (1) ALL OUTLETS DOWN STREAM AND INCLUDING THIS OUTLET ARE GROUND FAULT INTERRUPT PROTECTED.

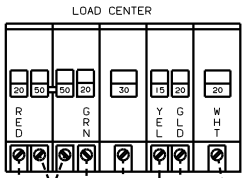
WINNEBAGO 00 G40J/JD

DATE	UNDESIGNED TOLERANCES ARE:	MATERIAL
DATE	WHOLE OR 1/16"	
DATE	ONE-PLATE (1/32)"	
DATE	TWO-PLATE (1/64)"	
DATE	THREE-PLATE (1/128)"	
DATE	INSTR. W/ANGLE PRODUCTION	
DATE		

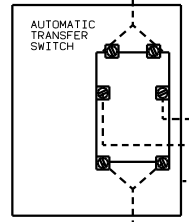
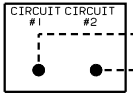
WIRING DIAGRAM-BODY, 110V

SHEET 1 OF 2

133507



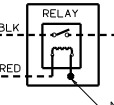
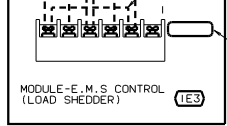
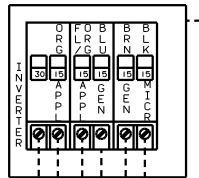
CENTRAL AIR UNIT
(LOCATED IN RIGHT REAR COMPARTMENT BELOW FLOOR)



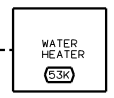
GEN 4X4 BOX



INVERTER BREAKER PANEL



SWITCH-WATER HEATER
(LOCATED IN OVD CABT ABOVE REAR DINETTE SEAT)



RECP- WASHER/DRYER (54E)

RECP- REFRIGERATOR (15U) OR (79W)

RECP- VACUUM (22T)

MICROWAVE RECP

RECP- GALLEY SIDEWALL

RECP- REAR TV (10W)

RECP- FRONT TV (10W)

RECP-BLANK L.I.N.E.N (LOCATED BEHIND LOAD CENTER)

ENGINE HEATER SWITCH

RECP- ENGINE HEATER

RECP- BORM, LH

RECP- BORM, RH

RECP- BATH GFI (11E)

RECP- EXTERIOR

RECP- ENT CTR, EXT (76C OR 105)

RECP- FREEZER (11E)

RECP- LOUNGE SIDEWALL, RIGHT

- (79W) REFRIGERATOR-4 DOOR
- (78J) ELECTRICAL SYSTEM-50 AMP
- (76C) ENTERTAINMENT CTR/EXT CASSETTE
- (54E) WASHER/DRYER
- (53K) WTR HTR-10GAL/ELECTRIC/LPGAS
- (42B) TV, REAR-WITHOUT
- (265) CODES/STANDARDS-CSA/CMVSS
- (22T) VACUUM SYSTEM-CENTRAL
- (15U) REFRIGERATOR/FRZR W/ICEMAKER
- (11E) REFRIGERATOR/FREEZER PORTABL
- (10W) TV-REAR
- (1E3) ENERGY MANAGEMENT SYSTEM
- (105) ENTERTAINMENT CTR/EXT W/CD

- (5) WITH (42B) THIS IS A 110V JUNCTION.
- (4) WIRE ROUTED THROUGH FLOOR.
- (3) WIRE ROUTED IN ROOF.
- (2) WIRE ROUTED IN SIDEWALL.
- (1) ALL OUTLETS DOWN STEAM AND INCLUDING THIS OUTLET ARE GROUND FAULT INTERRUPT PROTECTED.