



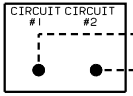
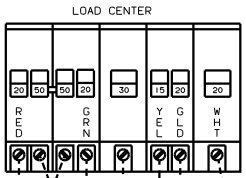
DANGER

Danger of electrical shock, burns or death. Always remove all power sources before attempting any repair, service or diagnostic work. Power can be present from shore power, generator, inverter or battery. All power sources must be disabled and secured before performing any service.

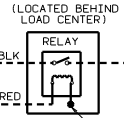
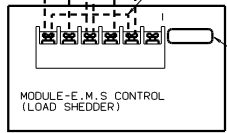
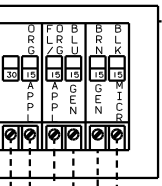
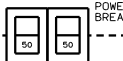
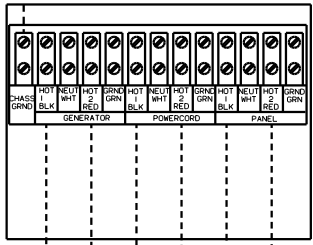


CAUTION

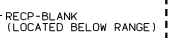
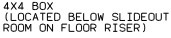
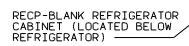
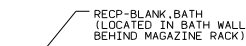
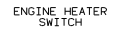
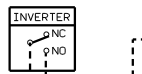
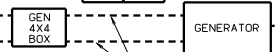
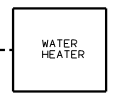
If you lack the skills, tools or equipment to perform diagnostic or repair work leave such work to an authorized Winnebago Industries dealer or other qualified shop.



CENTRAL AIR UNIT (LOCATED IN RIGHT REAR COMPARTMENT BELOW FLOOR)



SWITCH-WATER HEATER (LOCATED IN GALLEY AREA)



- NOTES:
- ① THIS WIRE IS 6-3 WITH LP GENERATOR.
 - ② WIRE ROUTED THROUGH FLOOR.
 - ③ WITH WASHER/DRYER.
 - ④ WIRE ROUTED IN ROOF.
 - ⑤ WIRE ROUTED IN SIDEWALL.
 - ⑥ PROTECTED BY GFI RECP.