



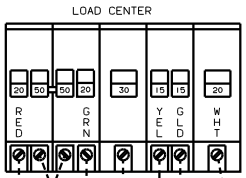
DANGER

Danger of electrical shock, burns or death. Always remove all power sources before attempting any repair, service or diagnostic work. Power can be present from shore power, generator, inverter or battery. All power sources must be disabled and secured before performing any service.

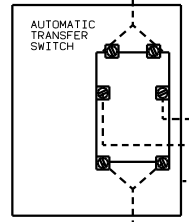
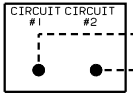


CAUTION

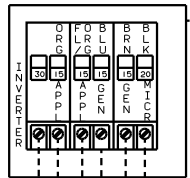
If you lack the skills, tools or equipment to perform diagnostic or repair work leave such work to an authorized Winnebago Industries dealer or other qualified shop.



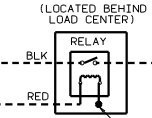
CENTRAL AIR UNIT
(LOCATED IN RIGHT REAR COMPARTMENT BELOW FLOOR)



INVERTER BREAKER PANEL



RECP- WASHER/DRYER

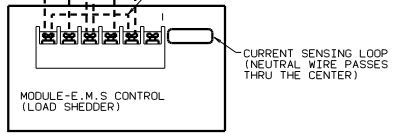


SWITCH-WATER HEATER
(LOCATED IN GALLEY AREA)



RECP- REFRIGERATOR

RECP VACUUM



MICROWAVE RECP

RECP- LEFT APPLIANCE

RECP- FRONT TV

RECP- FRONT, LEFT

RECP- RIGHT APPLIANCE

ENGINE HEATER SWITCH

RECP- ENGINE HEATER

RECP-BLANK, WARDROBE (LOCATED BEHIND LOAD CENTER)

RECP-BORM, LH

RECP-BORM, RH

RECP-BATH GFI

RECP- EXTERIOR

RECP-ENT CTR.EXT

RECP-FREEZER

RECP-LOUNGE SIDEWALL RIGHT

78J ELECTRICAL SYS 50-AMP

99 038K/KD
50 AMP CAN

- ④ WIRE ROUTED THROUGH FLOOR.
- ③ WIRE ROUTED IN ROOF.
- ② WIRE ROUTED IN SIDEWALL.
- ① PROTECTED BY GFI RECP.

TITLE		WIRING DIAGRAM-BODY 110V	
NO. OF SHEETS	TOTAL SHEETS	DATE	REV.
2	2		1
SHEET 2 OF 2		128793	