



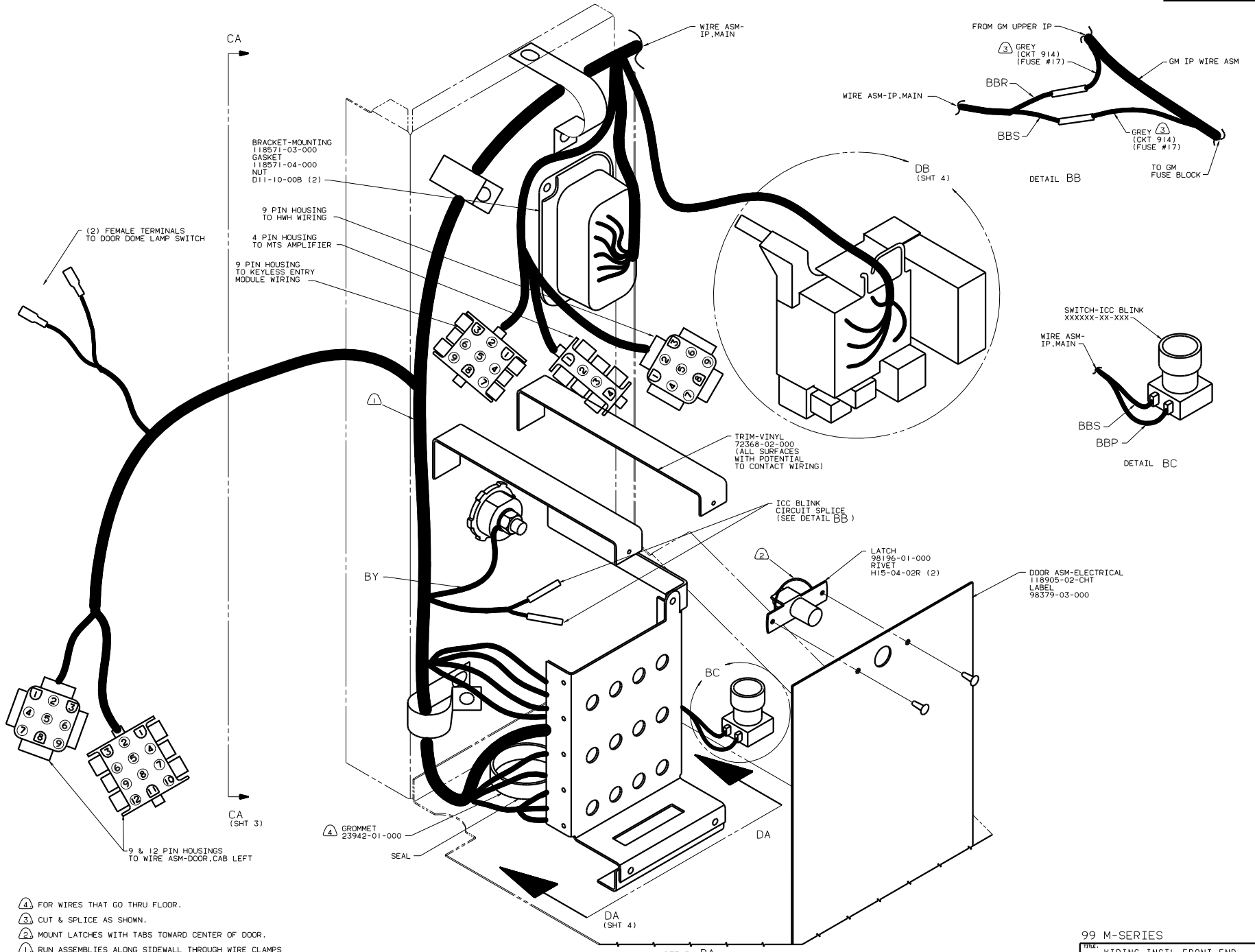
DANGER

Danger of electrical shock, burns or death. Always remove all power sources before attempting any repair, service or diagnostic work. Power can be present from shore power, generator, inverter or battery. All power sources must be disabled and secured before performing any service.



CAUTION

If you lack the skills, tools or equipment to perform diagnostic or repair work leave such work to an authorized Winnebago Industries dealer or other qualified shop.



BRACKET-MOUNTING
118571-03-000
GASKET
118571-04-000
NUT
D11-10-008 (2)

9 PIN HOUSING
TO HHW WIRING

4 PIN HOUSING
TO MTS AMPLIFIER

9 PIN HOUSING
TO KEYLESS ENTRY
MODULE WIRING

(2) FEMALE TERMINALS
TO DOOR DOME LAMP SWITCH

TRIM-VINYL
72368-02-000
(ALL SURFACES
WITH POTENTIAL
TO CONTACT WIRING)

ICC BLINK
CIRCUIT SPLICE
(SEE DETAIL BB)

LATCH
98196-01-000
RIVET
H15-04-02R (2)

DOOR ASM-ELECTRICAL
118905-02-CHT
LABEL
98379-03-000

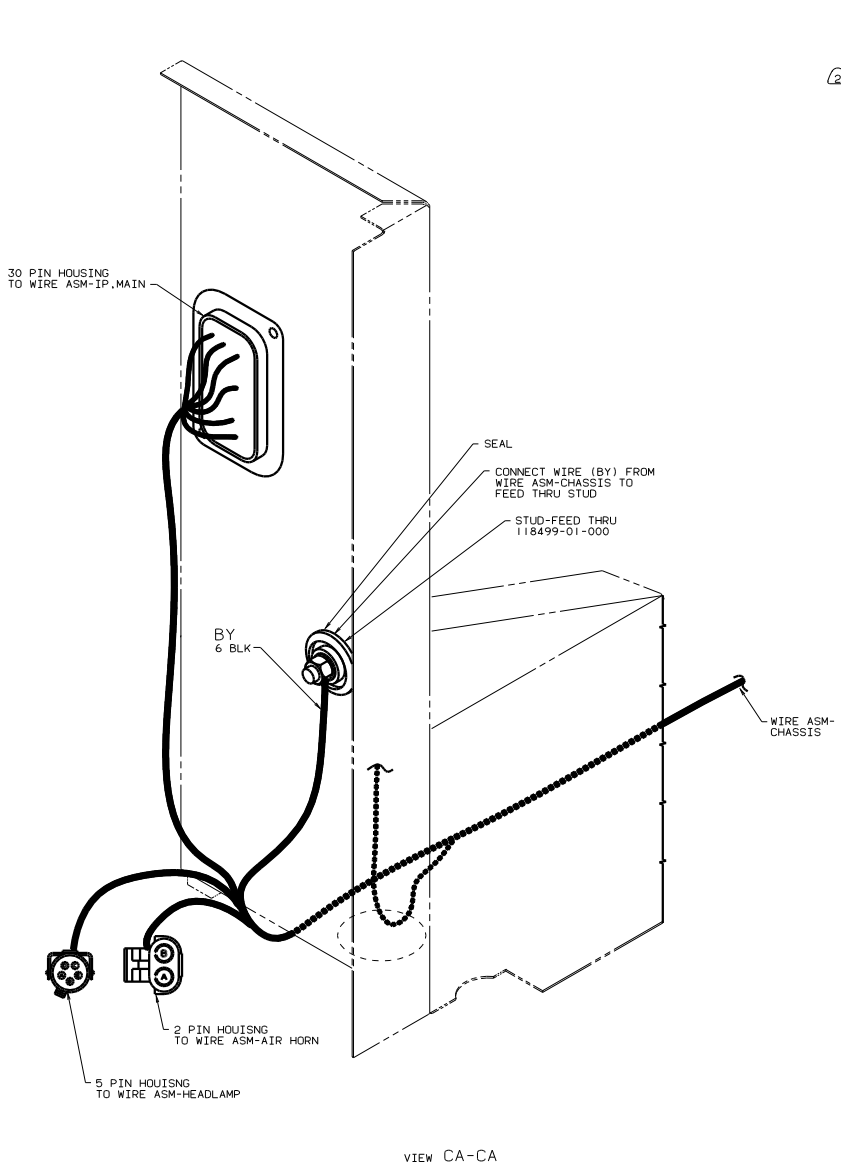
9 & 12 PIN HOUSINGS
TO WIRE ASM-DOOR, CAB LEFT

GROMMET
23942-01-000

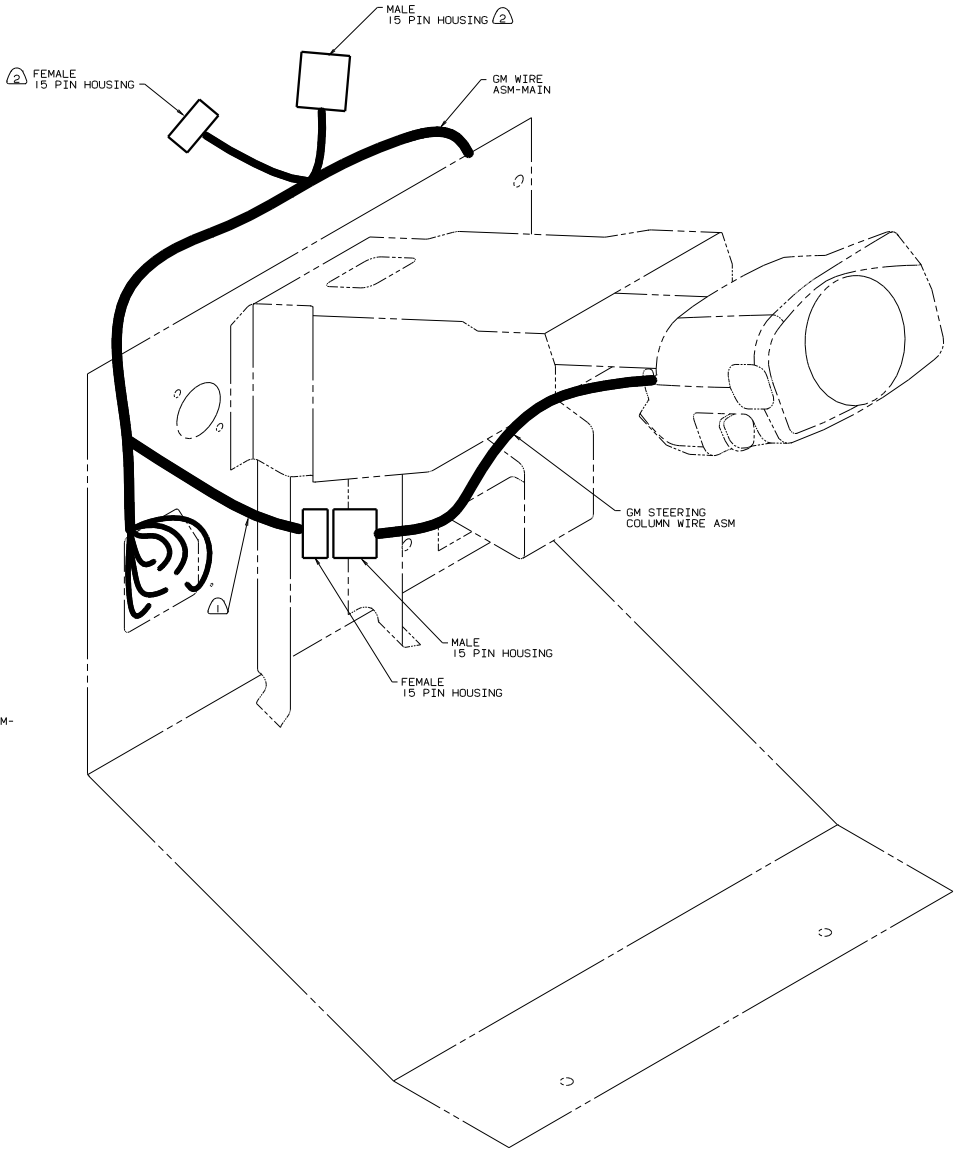
- NOTES:
- ④ FOR WIRES THAT GO THRU FLOOR.
 - ③ CUT & SPLICE AS SHOWN.
 - ② MOUNT LATCHES WITH TABS TOWARD CENTER OF DOOR.
 - ① RUN ASSEMBLIES ALONG SIDEWALL THROUGH WIRE CLAMPS

99 M-SERIES

TITLE		WIRING INSTL-FRONT END	
DO NOT SCALE DIMENSIONS	DATE	ENG	NO
SHEET 2 OF 8			128584



VIEW CA-CA



DETAIL CB (GM WIRE ASM-MAIN SHOWN)

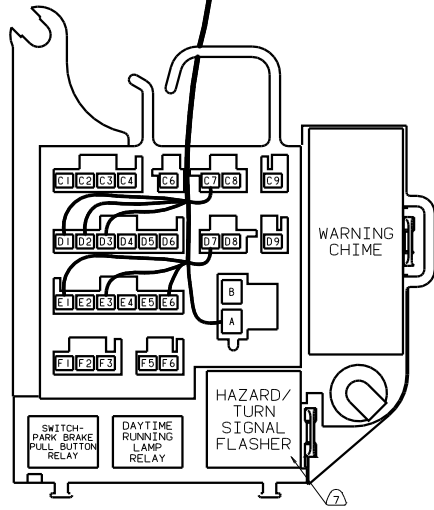
- ② FEMALE HOUSING IS SHORTER THAN MALE HOUSING.
- ① CUT LIGHT BLUE WIRE ON GM WIRE ASM-MAIN DIRECTLY OPPOSITE THE WHITE WIRE ON THE GM STEERING COLUMN WIRE ASM

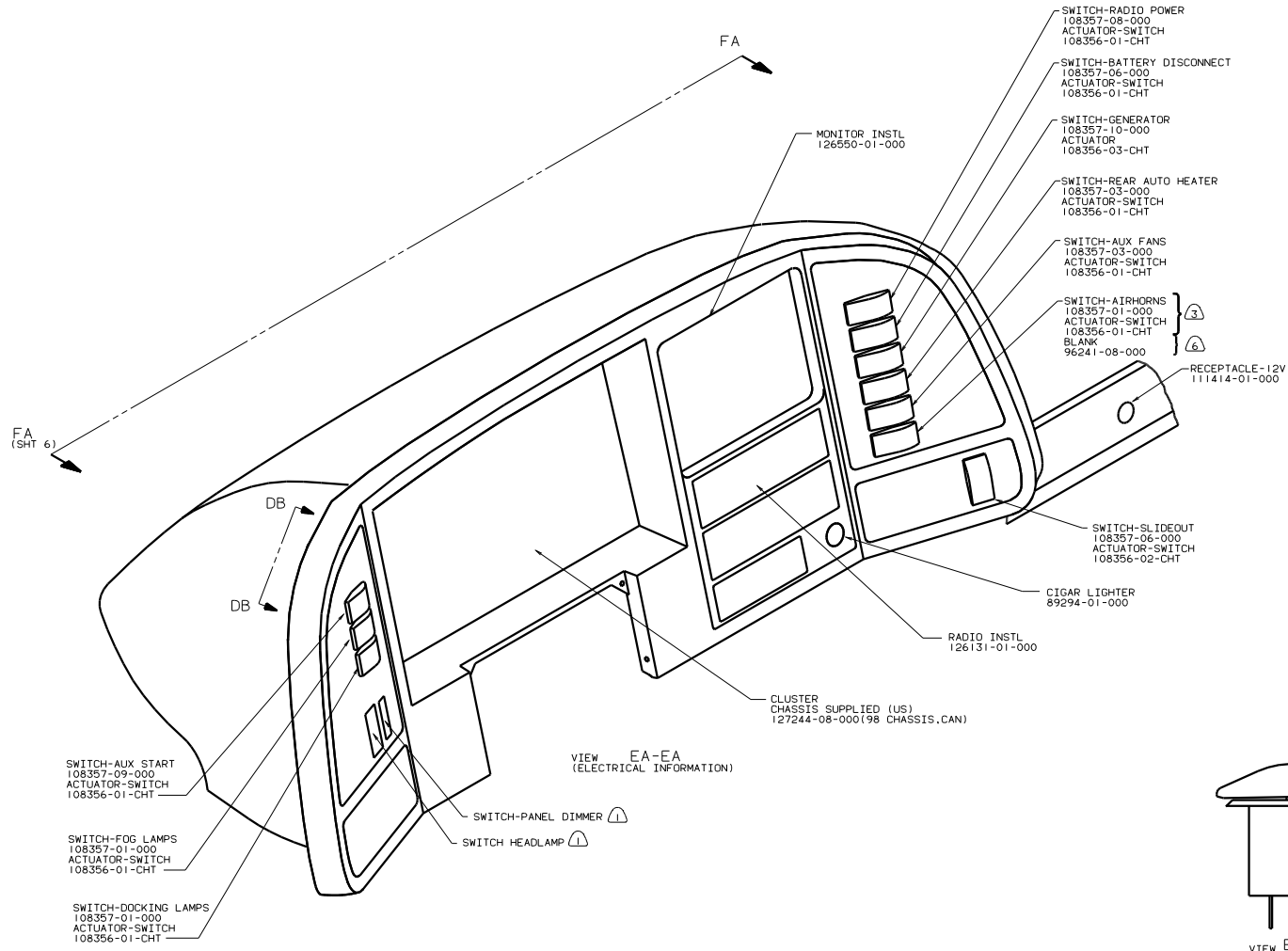
NOTES:

99 M-SERIES

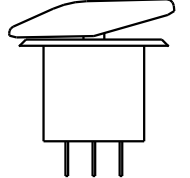
TITLE: WIRING INSTL-FRONT END	
30 PIN HOUSING	16
SHEET 3 OF 8	16
128584	

WIRE ASM-IP.MAIN

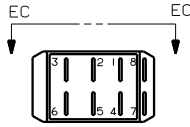




VIEW EA-EA
(ELECTRICAL INFORMATION)



VIEW EC-EC
(SWITCH ACTUATOR ORIENTATION)

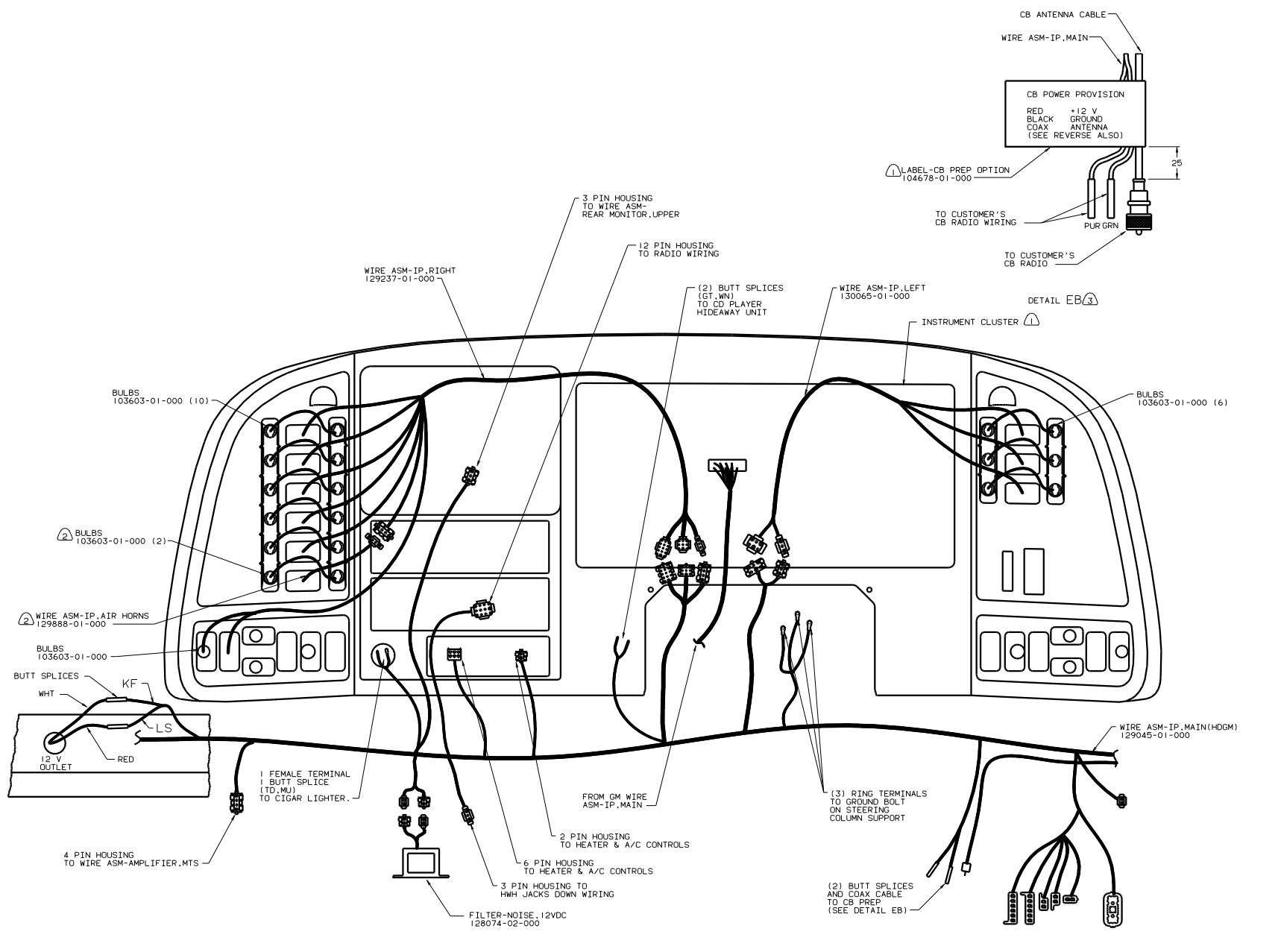


VIEW EB-EB
(SWITCH MOUNTING ORIENTATION)

- ⑥ WITHOUT 360 AIR HORNS-CHROME
- ⑤ SAME FOR ALL DASH SWITCHES EXCEPT FOG LAMPS, AND GENERATOR SWITCH.
- ④ SWITCH SHOWN WITHOUT HOUSING CONNECTED.
- ③ 360 AIR HORNS-CHROME
- ② SAME FOR ALL SWITCHES
- ① CHASSIS SUPPLIED.

NOTES:

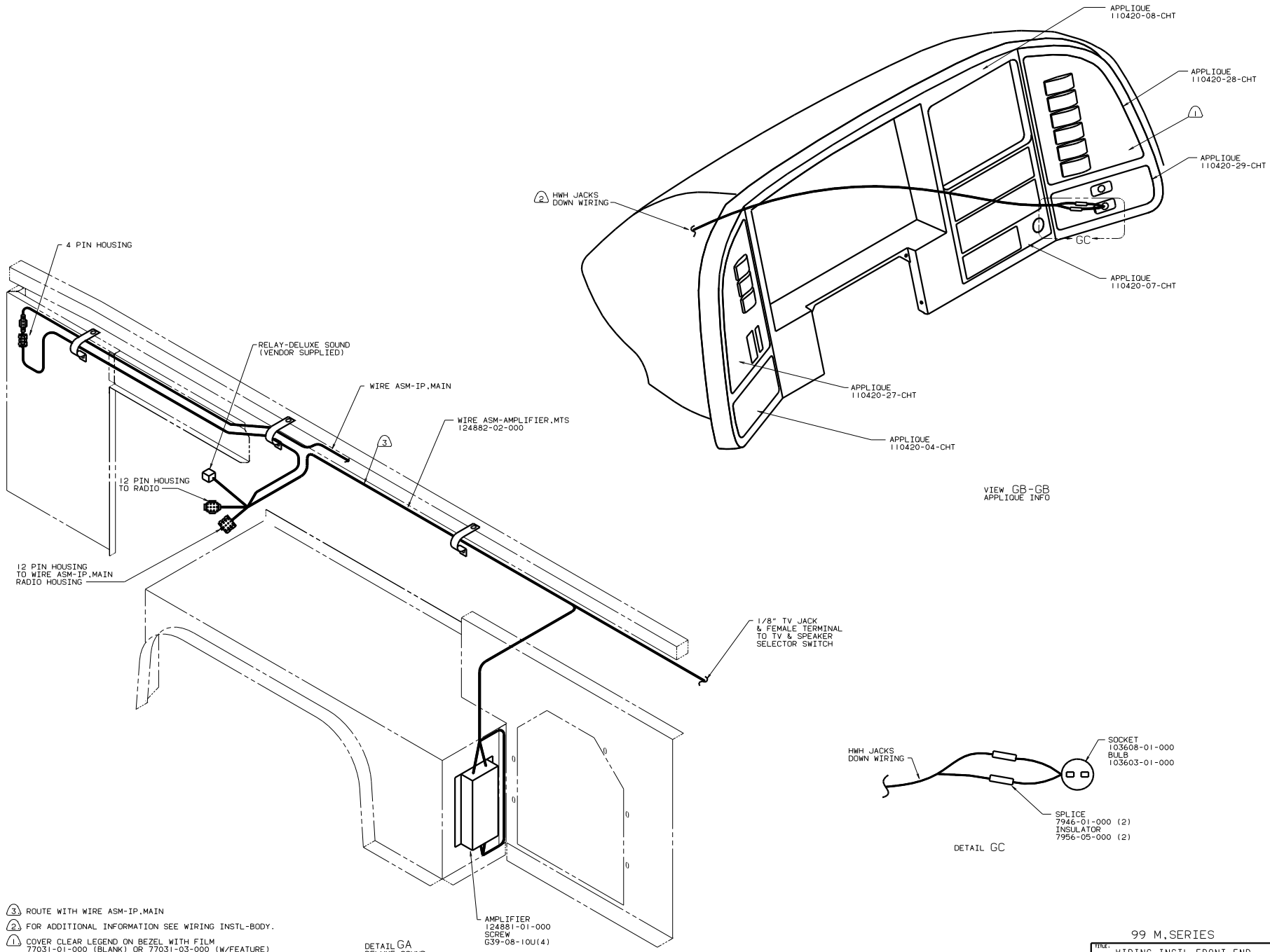
99 M-SERIES	
TITLE	WIRING INSTL-FRONT END
DO NOT SCALE DRAWING	FIG. NO.
SHEET 5 OF 8	16 128584



- NOTES:
- ④ SECURE TO TOP OF DOGHOUSE
 - ③ 40J CB PREP
 - ② 360 AIR HORNS-CHROME
 - ① EDGE OF LABEL TO HANG JUST BELOW BOTTOM OF DASH

VIEW FA-FA

99 M-SERIES	
TITLE: WIRING INSTL-FRONT END	
DO NOT SCALE DRAWING	DATE: 1/8
SHEET 6 OF 8	FIG NO 128584



- ③ ROUTE WITH WIRE ASM-IP.MAIN
- ② FOR ADDITIONAL INFORMATION SEE WIRING INSTL-BODY.
- ① COVER CLEAR LEGEND ON BEZEL WITH FILM 77031-01-000 (BLANK) OR 77031-03-000 (W/FEATURE)

99 M.SERIES	
TITLE: WIRING INSTL-FRONT END	
NO. OF SHEETS: 8	SHEET NO. 7 OF 8
DATE: 11/01/05	REV. NO. 1
128584	

