



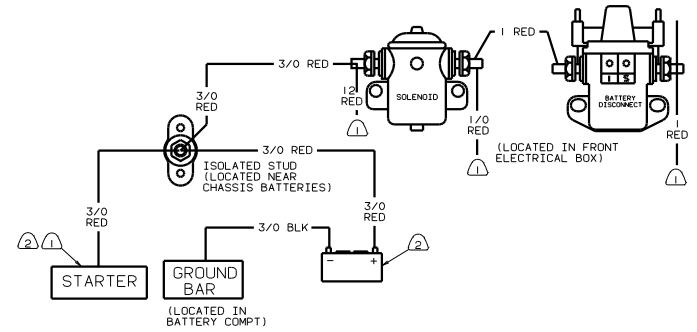
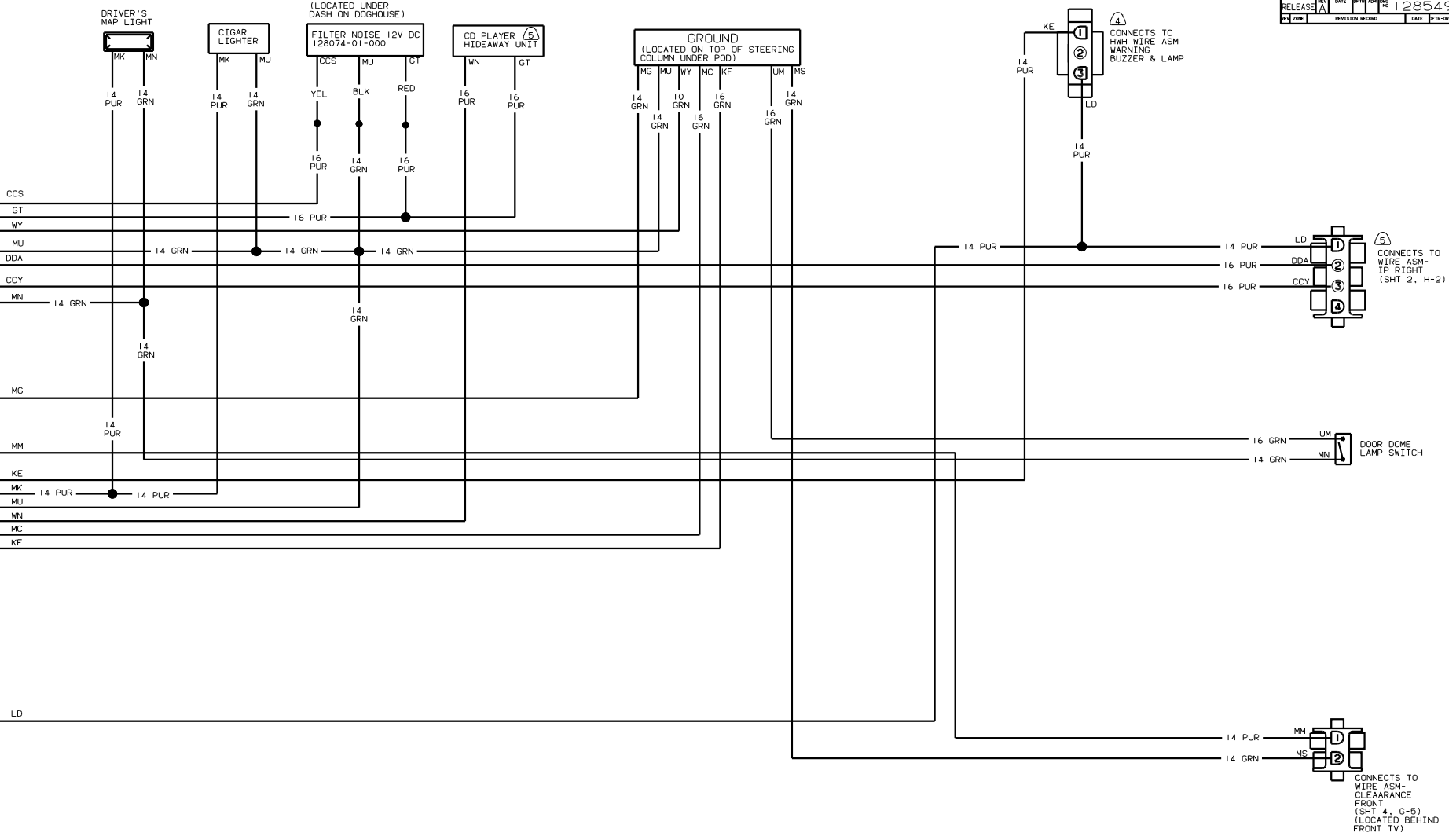
DANGER

Danger of electrical shock, burns or death. Always remove all power sources before attempting any repair, service or diagnostic work. Power can be present from shore power, generator, inverter or battery. All power sources must be disabled and secured before performing any service.



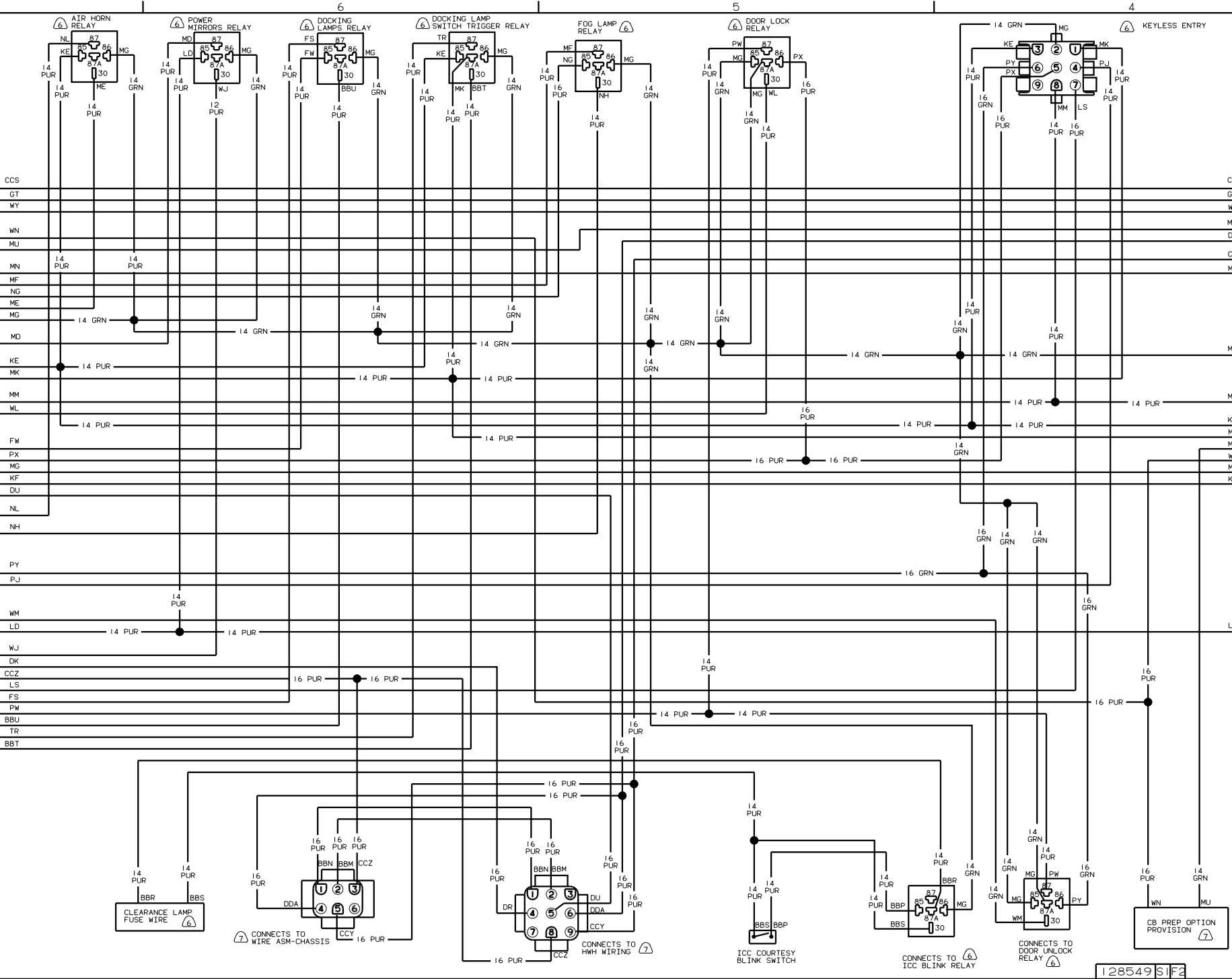
CAUTION

If you lack the skills, tools or equipment to perform diagnostic or repair work leave such work to an authorized Winnebago Industries dealer or other qualified shop.

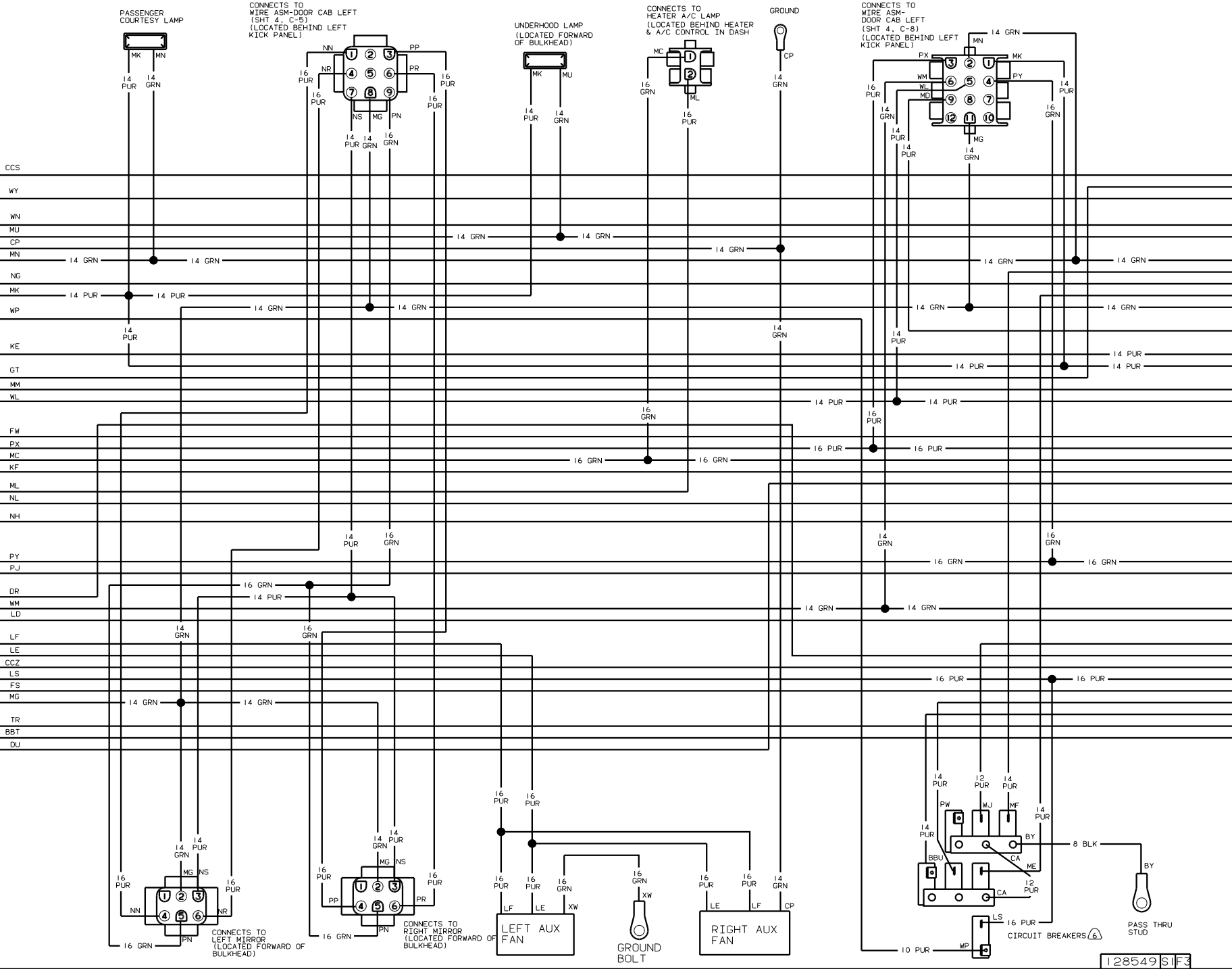


WIRING DIAGRAM IP, MAIN
 (WIRE ASM 129045)

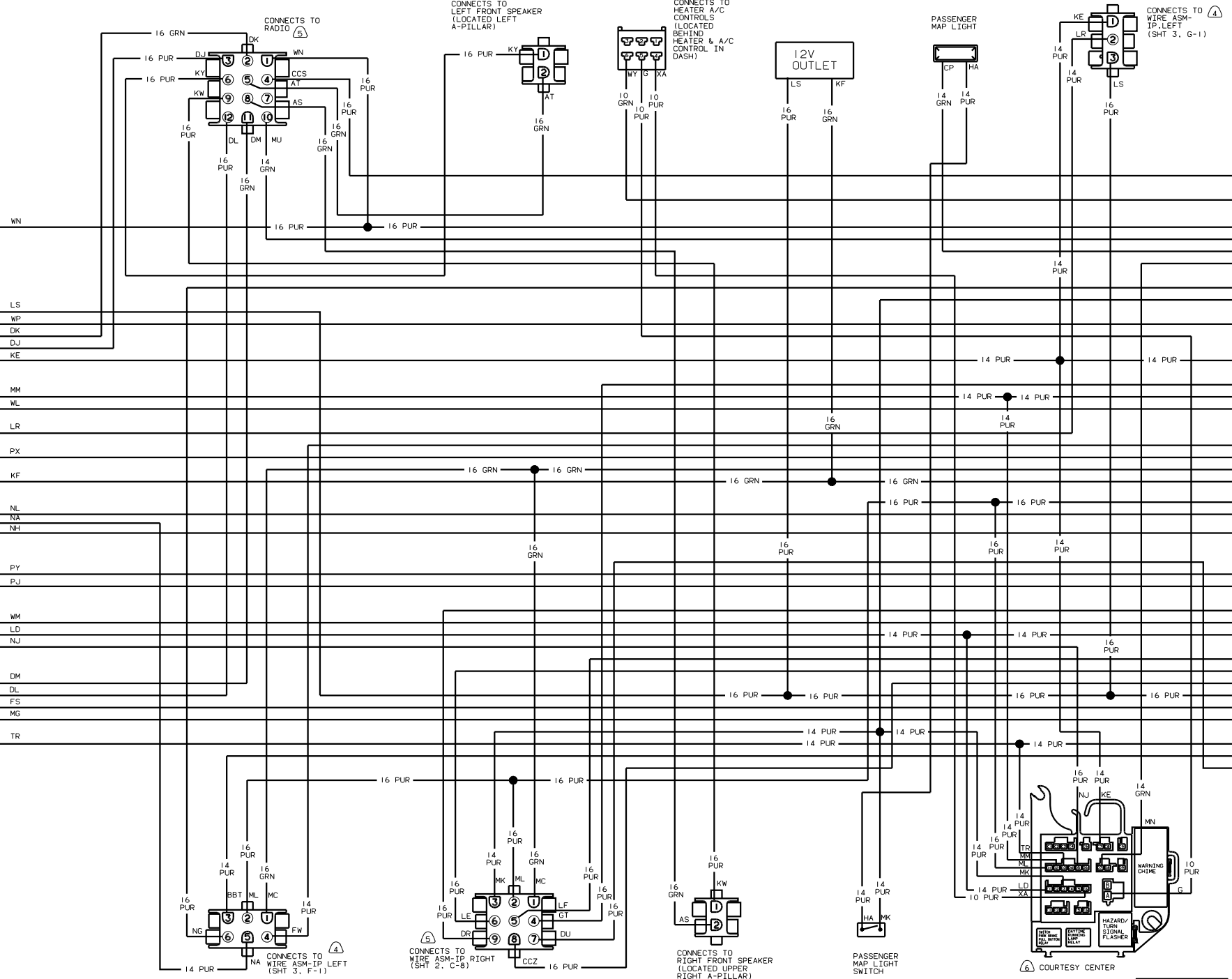
Winnebago		99 M-SERIES
DATE	DATE	UNDESIGNED TOLERANCES ARE MATERIAL.
CHKD	DATE	WALE GOR (A)
P.E.	DATE	ONE-PLACE (A, B)
W.E.	DATE	TWO-PLACE (A, B)
DATE	DATE	THIRD PLACE (A, B)
DATE	DATE	FOURTH PLACE (A, B)
DATE	DATE	FIFTH PLACE (A, B)
DATE	DATE	SIXTH PLACE (A, B)
DATE	DATE	SEVENTH PLACE (A, B)
DATE	DATE	EIGHTH PLACE (A, B)
DATE	DATE	NINTH PLACE (A, B)
DATE	DATE	TENTH PLACE (A, B)
DATE	DATE	ELEVENTH PLACE (A, B)
DATE	DATE	TWELFTH PLACE (A, B)
DATE	DATE	THIRTEENTH PLACE (A, B)
DATE	DATE	FOURTEENTH PLACE (A, B)
DATE	DATE	FIFTEENTH PLACE (A, B)
DATE	DATE	SIXTEENTH PLACE (A, B)
DATE	DATE	SEVENTEENTH PLACE (A, B)
DATE	DATE	EIGHTEENTH PLACE (A, B)
DATE	DATE	NINETEENTH PLACE (A, B)
DATE	DATE	TWENTIETH PLACE (A, B)
DATE	DATE	TWENTY-FIRST PLACE (A, B)
DATE	DATE	TWENTY-SECOND PLACE (A, B)
DATE	DATE	TWENTY-THIRD PLACE (A, B)
DATE	DATE	TWENTY-FOURTH PLACE (A, B)
DATE	DATE	TWENTY-FIFTH PLACE (A, B)
DATE	DATE	TWENTY-SIXTH PLACE (A, B)
DATE	DATE	TWENTY-SEVENTH PLACE (A, B)
DATE	DATE	TWENTY-EIGHTH PLACE (A, B)
DATE	DATE	TWENTY-NINTH PLACE (A, B)
DATE	DATE	THIRTIETH PLACE (A, B)
DATE	DATE	THIRTY-FIRST PLACE (A, B)
DATE	DATE	THIRTY-SECOND PLACE (A, B)
DATE	DATE	THIRTY-THIRD PLACE (A, B)
DATE	DATE	THIRTY-FOURTH PLACE (A, B)
DATE	DATE	THIRTY-FIFTH PLACE (A, B)
DATE	DATE	THIRTY-SIXTH PLACE (A, B)
DATE	DATE	THIRTY-SEVENTH PLACE (A, B)
DATE	DATE	THIRTY-EIGHTH PLACE (A, B)
DATE	DATE	THIRTY-NINTH PLACE (A, B)
DATE	DATE	FOURTIETH PLACE (A, B)
DATE	DATE	FOURTY-FIRST PLACE (A, B)
DATE	DATE	FOURTY-SECOND PLACE (A, B)
DATE	DATE	FOURTY-THIRD PLACE (A, B)
DATE	DATE	FOURTY-FOURTH PLACE (A, B)
DATE	DATE	FOURTY-FIFTH PLACE (A, B)
DATE	DATE	FOURTY-SIXTH PLACE (A, B)
DATE	DATE	FOURTY-SEVENTH PLACE (A, B)
DATE	DATE	FOURTY-EIGHTH PLACE (A, B)
DATE	DATE	FOURTY-NINTH PLACE (A, B)
DATE	DATE	FIFTIETH PLACE (A, B)
DATE	DATE	FIFTY-FIRST PLACE (A, B)
DATE	DATE	FIFTY-SECOND PLACE (A, B)
DATE	DATE	FIFTY-THIRD PLACE (A, B)
DATE	DATE	FIFTY-FOURTH PLACE (A, B)
DATE	DATE	FIFTY-FIFTH PLACE (A, B)
DATE	DATE	FIFTY-SIXTH PLACE (A, B)
DATE	DATE	FIFTY-SEVENTH PLACE (A, B)
DATE	DATE	FIFTY-EIGHTH PLACE (A, B)
DATE	DATE	FIFTY-NINTH PLACE (A, B)
DATE	DATE	SIXTIETH PLACE (A, B)
DATE	DATE	SIXTY-FIRST PLACE (A, B)
DATE	DATE	SIXTY-SECOND PLACE (A, B)
DATE	DATE	SIXTY-THIRD PLACE (A, B)
DATE	DATE	SIXTY-FOURTH PLACE (A, B)
DATE	DATE	SIXTY-FIFTH PLACE (A, B)
DATE	DATE	SIXTY-SIXTH PLACE (A, B)
DATE	DATE	SIXTY-SEVENTH PLACE (A, B)
DATE	DATE	SIXTY-EIGHTH PLACE (A, B)
DATE	DATE	SIXTY-NINTH PLACE (A, B)
DATE	DATE	SEVENTIETH PLACE (A, B)
DATE	DATE	SEVENTY-FIRST PLACE (A, B)
DATE	DATE	SEVENTY-SECOND PLACE (A, B)
DATE	DATE	SEVENTY-THIRD PLACE (A, B)
DATE	DATE	SEVENTY-FOURTH PLACE (A, B)
DATE	DATE	SEVENTY-FIFTH PLACE (A, B)
DATE	DATE	SEVENTY-SIXTH PLACE (A, B)
DATE	DATE	SEVENTY-SEVENTH PLACE (A, B)
DATE	DATE	SEVENTY-EIGHTH PLACE (A, B)
DATE	DATE	SEVENTY-NINTH PLACE (A, B)
DATE	DATE	EIGHTIETH PLACE (A, B)
DATE	DATE	EIGHTY-FIRST PLACE (A, B)
DATE	DATE	EIGHTY-SECOND PLACE (A, B)
DATE	DATE	EIGHTY-THIRD PLACE (A, B)
DATE	DATE	EIGHTY-FOURTH PLACE (A, B)
DATE	DATE	EIGHTY-FIFTH PLACE (A, B)
DATE	DATE	EIGHTY-SIXTH PLACE (A, B)
DATE	DATE	EIGHTY-SEVENTH PLACE (A, B)
DATE	DATE	EIGHTY-EIGHTH PLACE (A, B)
DATE	DATE	EIGHTY-NINTH PLACE (A, B)
DATE	DATE	NINETY PLACE (A, B)
DATE	DATE	NINETY-FIRST PLACE (A, B)
DATE	DATE	NINETY-SECOND PLACE (A, B)
DATE	DATE	NINETY-THIRD PLACE (A, B)
DATE	DATE	NINETY-FOURTH PLACE (A, B)
DATE	DATE	NINETY-FIFTH PLACE (A, B)
DATE	DATE	NINETY-SIXTH PLACE (A, B)
DATE	DATE	NINETY-SEVENTH PLACE (A, B)
DATE	DATE	NINETY-EIGHTH PLACE (A, B)
DATE	DATE	NINETY-NINTH PLACE (A, B)
DATE	DATE	HUNDRED PLACE (A, B)



128549 SIF2



128549 SIF3



H

G

F

E

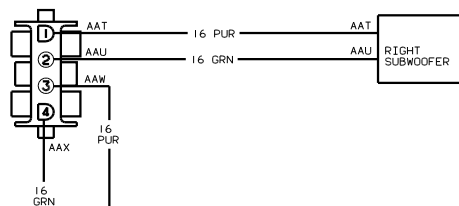
D

C

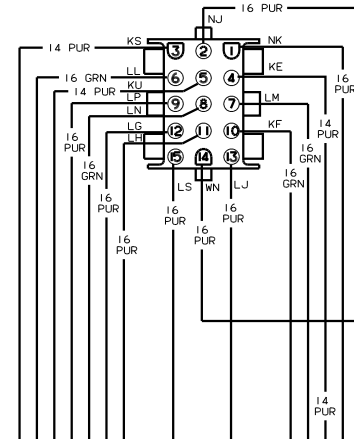
B

A

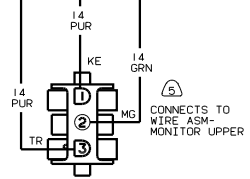
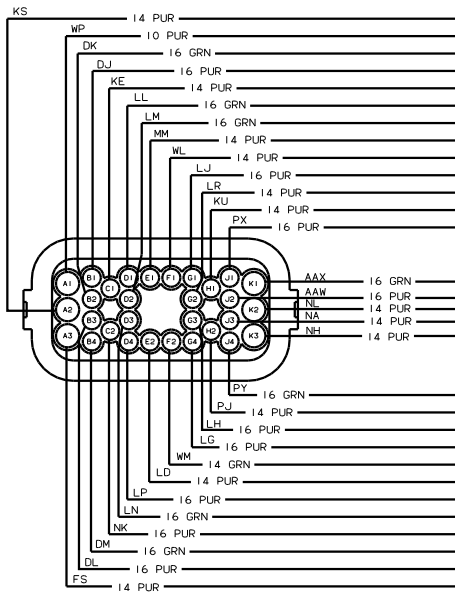
CONNECTS TO
WIRE ASM-
MITS AMPLIFIER



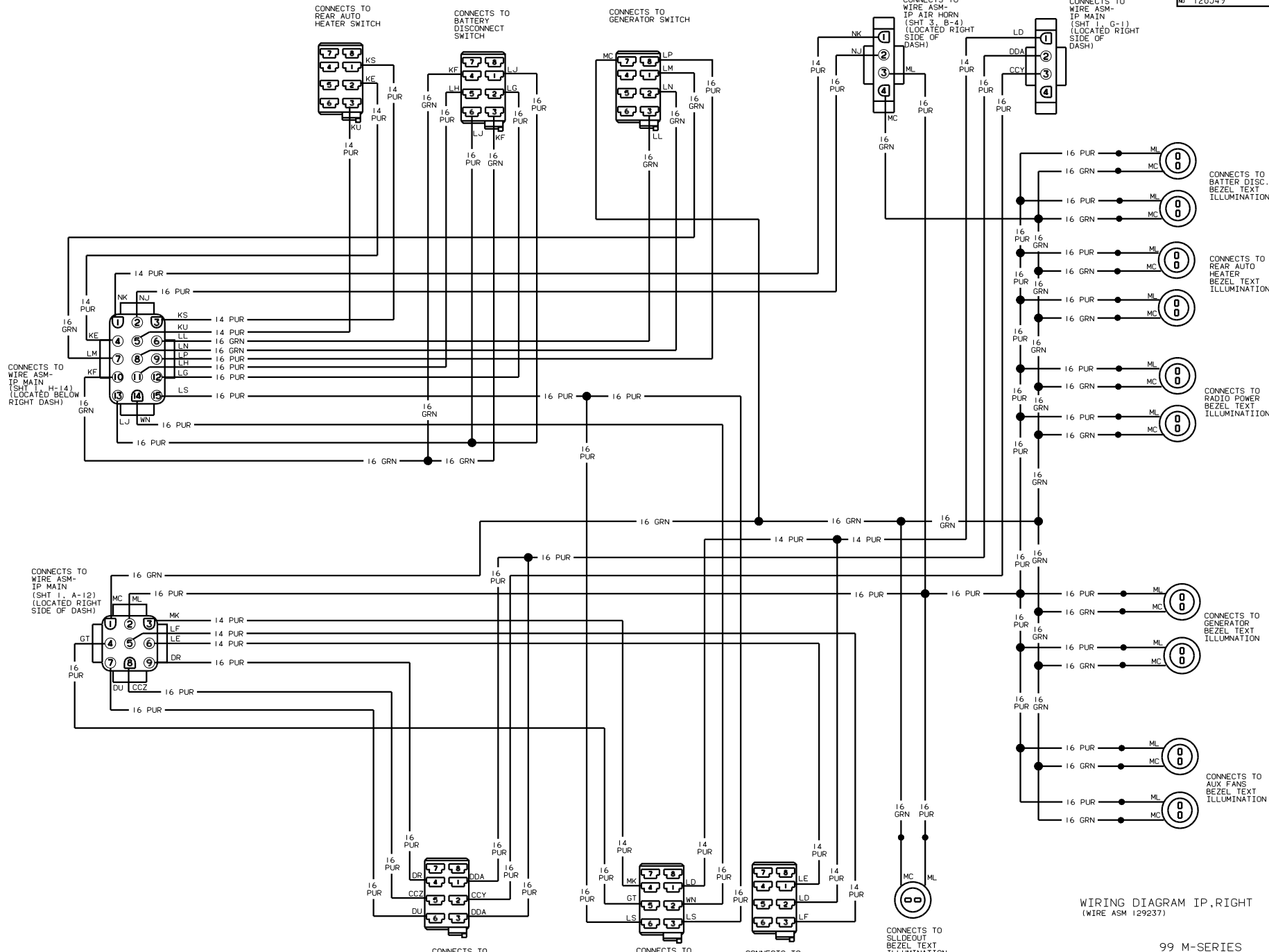
CONNECTS TO
WIRE ASM-
IP, RIGHT
(SHT 2, E-8)



CONNECTS TO
WIRE ASM-CHASSIS
(LOCATED ON FLOOR
BELOW LEFT SIDE
OF DASH)



- ⑦ LOCATED BELOW LEFT DASH
- ⑥ LOCATED BELOW LEFT DASH ON BULKHEAD
- ⑤ LOCATED ON RIGHT SIDE OF DASH.
- ④ LOCATED ON LEFT SIDE OF DASH.
- ③ LOCATED FORWARD OF BULKHEAD IN FRONT ELEC. BOX.
- ② SUPPLIED WITH CHASSIS.
- ① SEE MANUFACTURER'S DIAGRAM FOR ADDITIONAL INFORMATION.



NOTES:

WIRING DIAGRAM IP, RIGHT (WIRE ASM 129237)

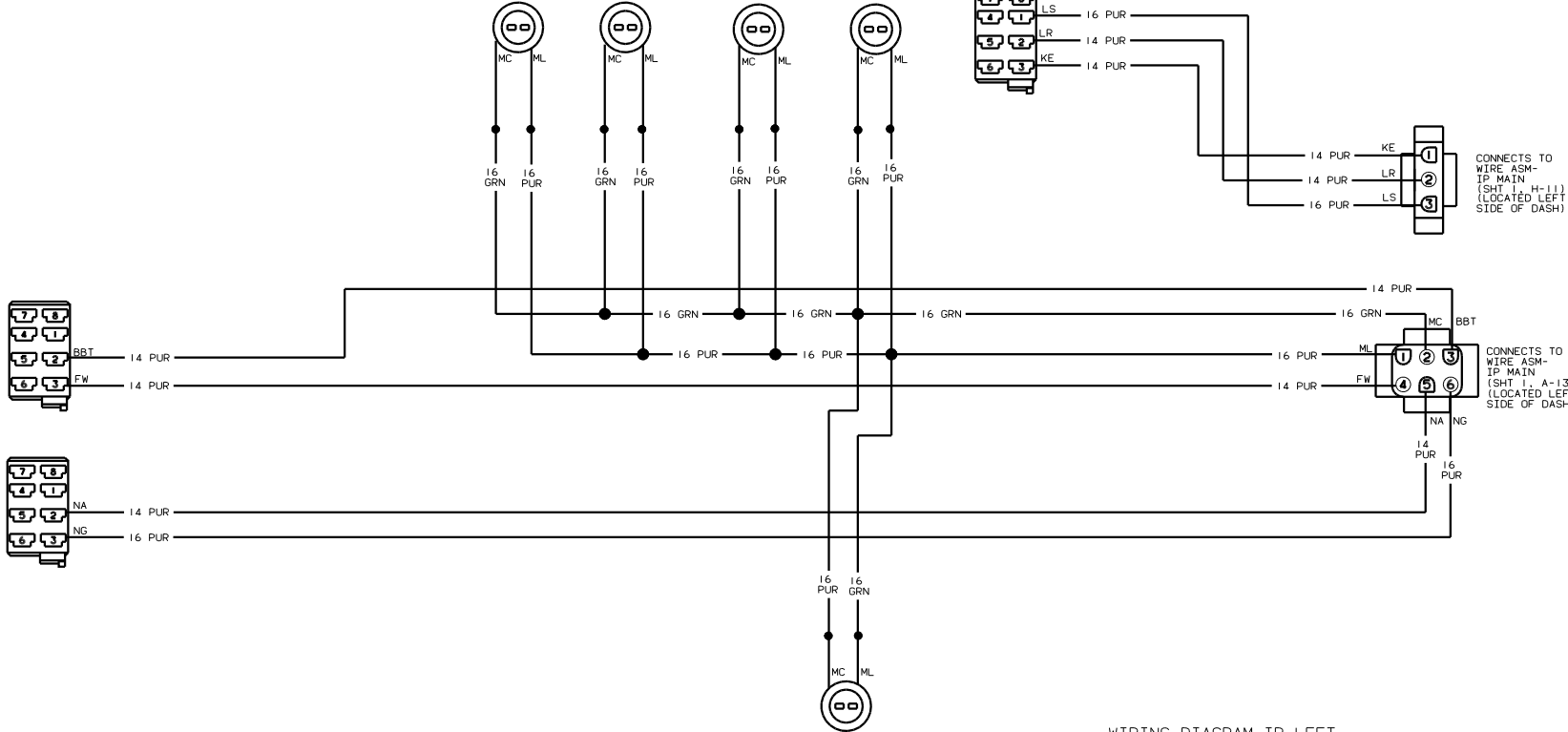
99 M-SERIES

DATE	WIRING DIAGRAM-AUTO
SCALE	1:1
SHEET	2 OF 5
FIG	16
REV	1
128549	

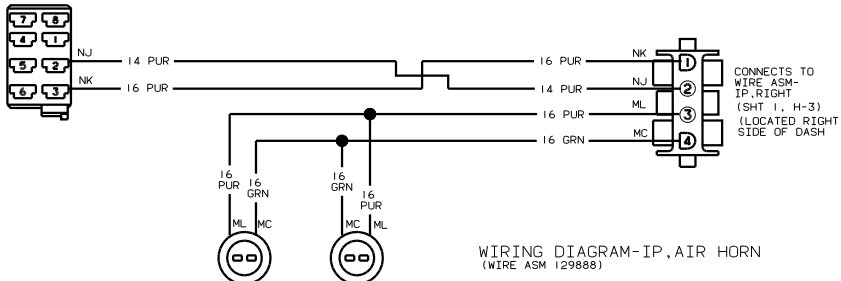
CONNECTS TO
FOG LAMPS
BEZEL TEXT
ILLUMINATION

CONNECTS TO
DOCKING LAMPS
BEZEL TEXT
ILLUMINATION

CONNECTS TO
DUAL BATTERY
SWITCH

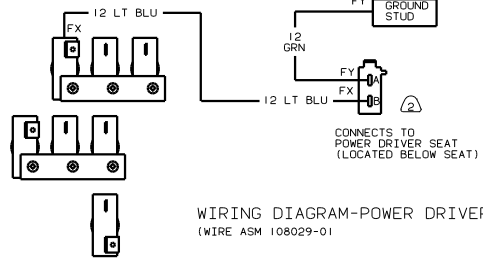


CONNECTS TO
AIR HORN
SWITCH

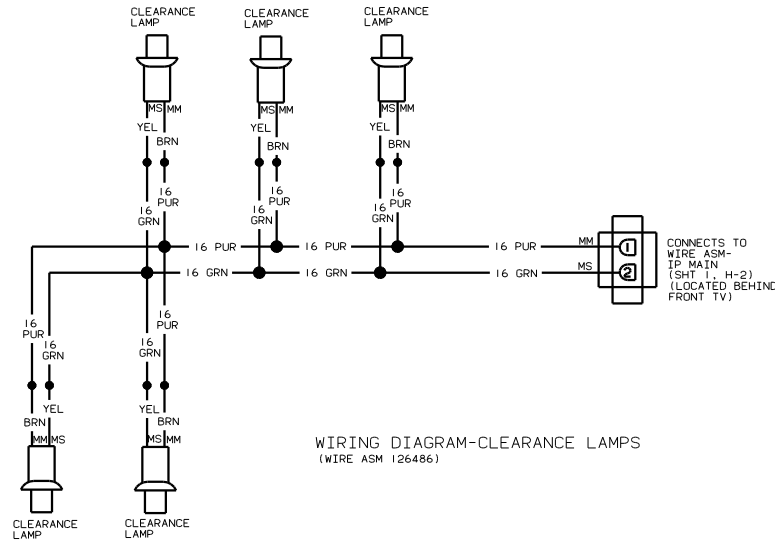


CIRCUIT BREAKERS
(LOCATED IN FRONT
ELECTRICAL BOX)

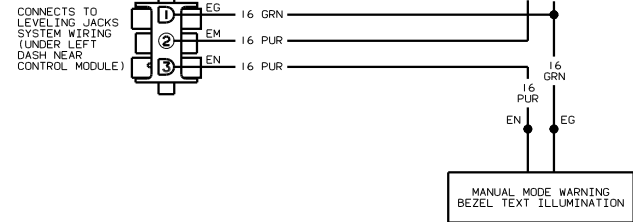
(LOCATED ON TOP
OF STEERING COLUMN
BELOW DASH POD)



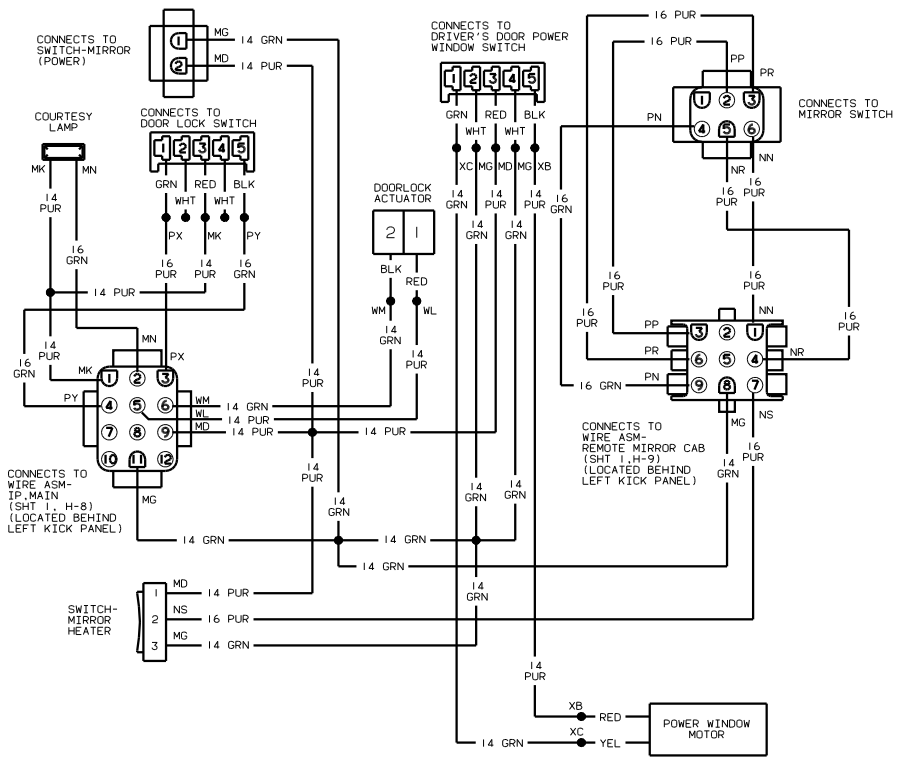
SEE MANUFACTURER'S DIAGRAM FOR ADDITION INFORMATION.
SEE SHT 1 FOR ADDITIONAL INFORMATION.



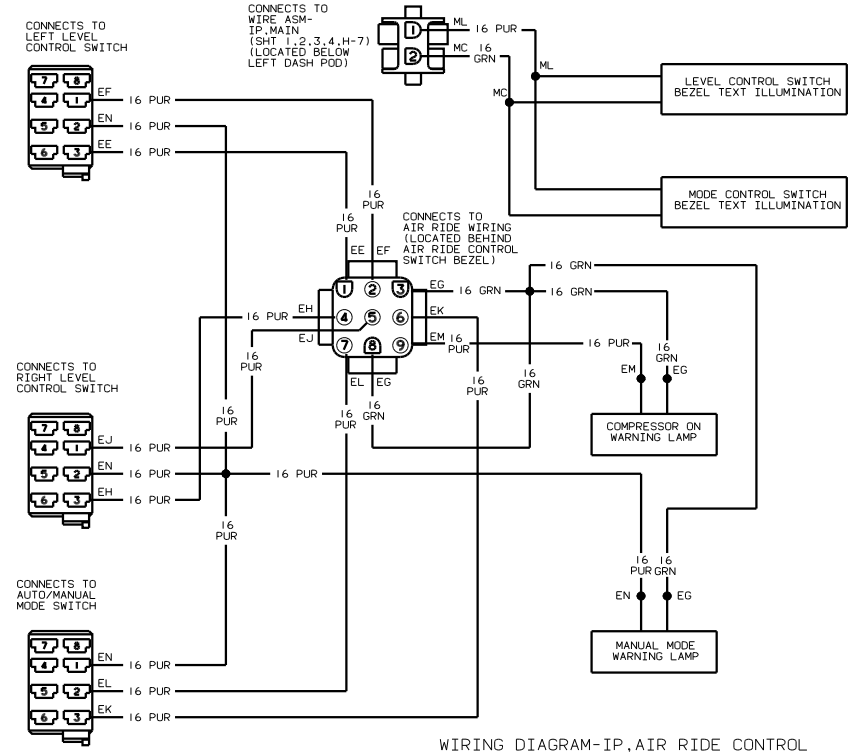
WIRING DIAGRAM-CLEARANCE LAMPS (WIRE ASM 126486)



WIRE ASM-JACKS/AIR RIDE (W/COMBINATION FRONT LEVELING JACKS AND REAR JET AIR RIDE SUSPENSION) (WIRE ASM 111619) (W/COMBINATION FRONT LEVELING JACKS AND REAR AIR RIDE SUSPENSION)

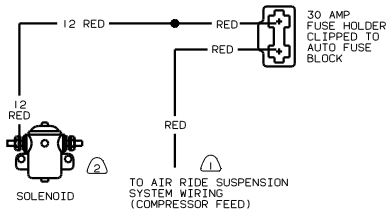


WIRING DIAGRAM-DOOR,CAB LEFT (WIRE ASM 108242)

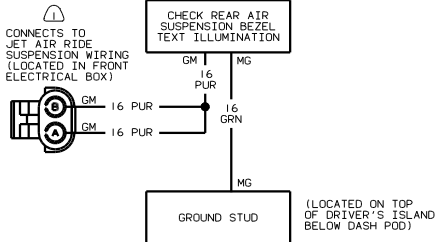


WIRING DIAGRAM-IP,AIR RIDE CONTROL (WITH JET AIR RIDE SUSPENSION) (WIRE ASM 107599-02) (W/AIR RIDE SUSPENSION ONLY)

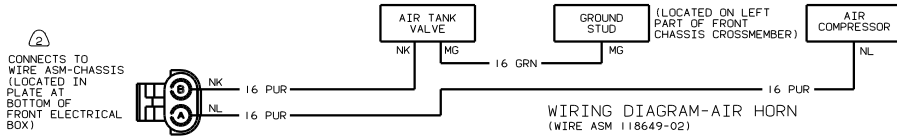
NOTES:



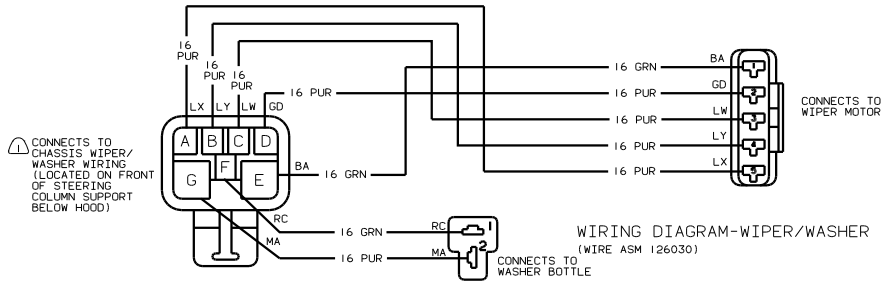
WIRING DIAGRAM-AIR RIDE POWER
(WITH AIR RIDE SUSPENSION)
(WIRE ASM 108870)



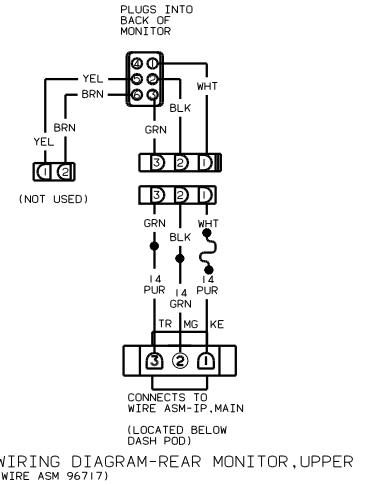
WIRING DIAGRAM-PARK/LEVEL WARNING
(WITH JET AIR RIDE SUSPENSION)
(WIRE ASM 111643)



WIRING DIAGRAM-AIR HORN
(WIRE ASM 118649-02)



WIRING DIAGRAM-WIPER/WASHER
(WIRE ASM 126030)



WIRING DIAGRAM-REAR MONITOR, UPPER
(WIRE ASM 96717)

(2) SEE WIRING DIAGRAM-BODY FOR ADDITIONAL INFORMATION.
(1) SEE MANUFACTURER'S DIAGRAM FOR ADDITIONAL INFORMATION.