



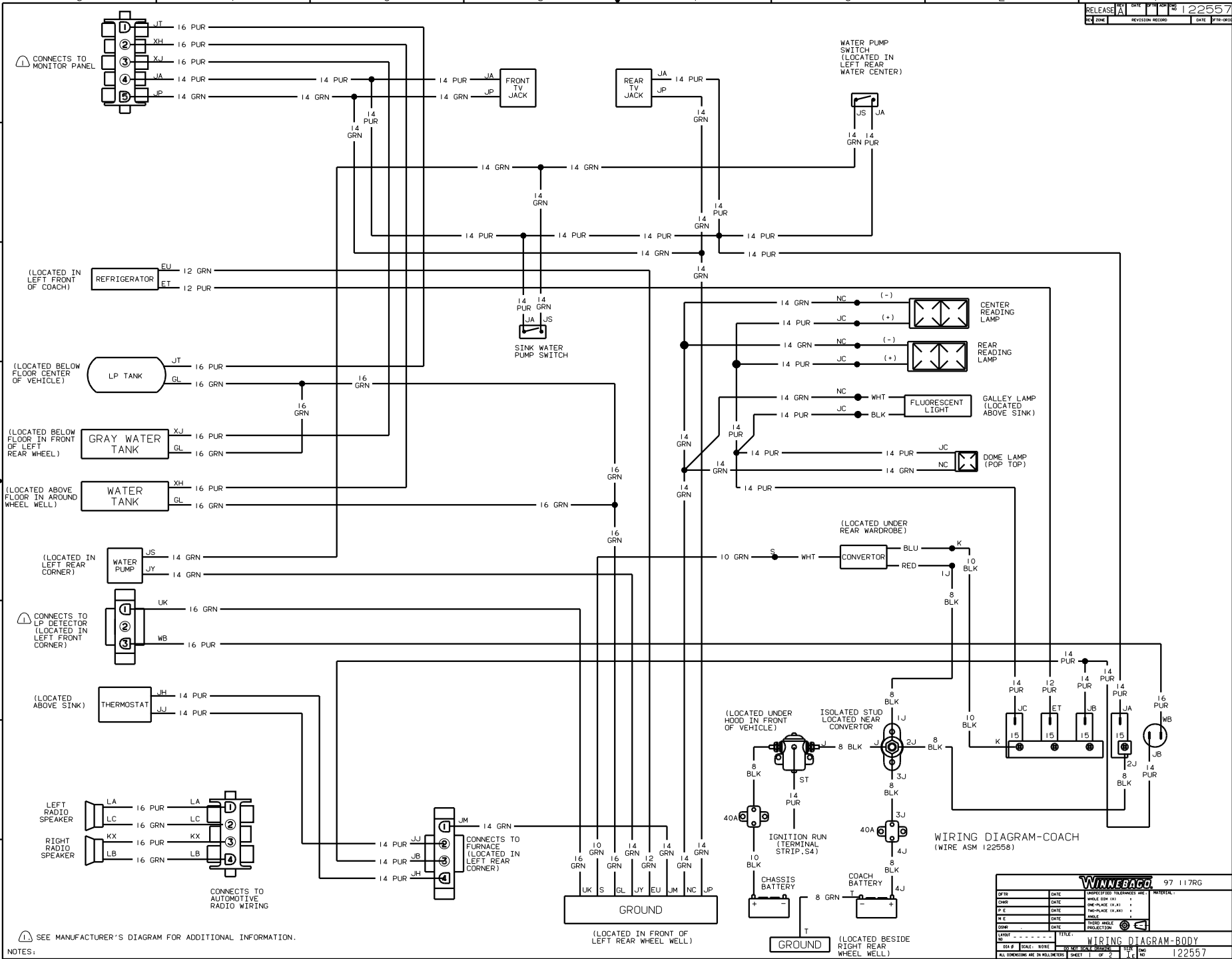
DANGER

Danger of electrical shock, burns or death. Always remove all power sources before attempting any repair, service or diagnostic work. Power can be present from shore power, generator, inverter or battery. All power sources must be disabled and secured before performing any service.



CAUTION

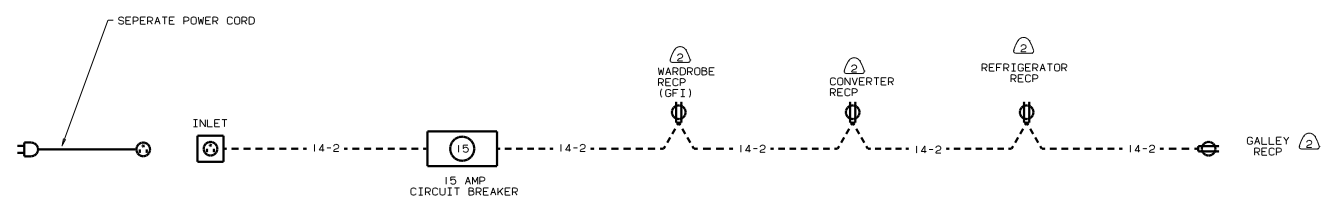
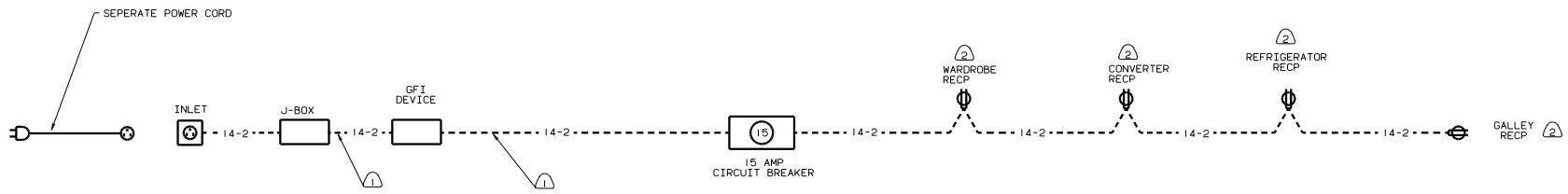
If you lack the skills, tools or equipment to perform diagnostic or repair work leave such work to an authorized Winnebago Industries dealer or other qualified shop.



WIRING DIAGRAM-COACH (WIRE ASM 122558)

WINNEBAGO		97 117RG
OF IN	DATE	UNDESIGNED TOLERANCES ARE MATERIAL
CHP	DATE	WELD DIM (1)
DYE	DATE	ONE-PLACE (1, 2)
D/E	DATE	TWO-PLACE (1, 2)
DR	DATE	ANGLE
COMP	DATE	INDIC. WELD PRODUCTION
DRAWN		TITLE
SCALE: NONE		WIRING DIAGRAM-BODY
ALL DIMENSIONS ARE IN MILLIMETERS		SHEET 1 OF 2
1:6		122557

NOTES:
 1. SEE MANUFACTURER'S DIAGRAM FOR ADDITIONAL INFORMATION.



- (2) PROTECTED BY GROUND FAULT CIRCUIT INTERRUPTER.
- (1) VENDOR SUPPLIED WIRE.

NOTES:

110V WIRING
97 117RG

TITLE: WIRING DIAGRAM-BODY	
NO. OF SHEETS	Doc No
SHEET 2 OF 2	122557