



**DANGER**

**Danger of electrical shock, burns or death.** Always remove all power sources before attempting any repair, service or diagnostic work. Power can be present from shore power, generator, inverter or battery. All power sources must be disabled and secured before performing any service.

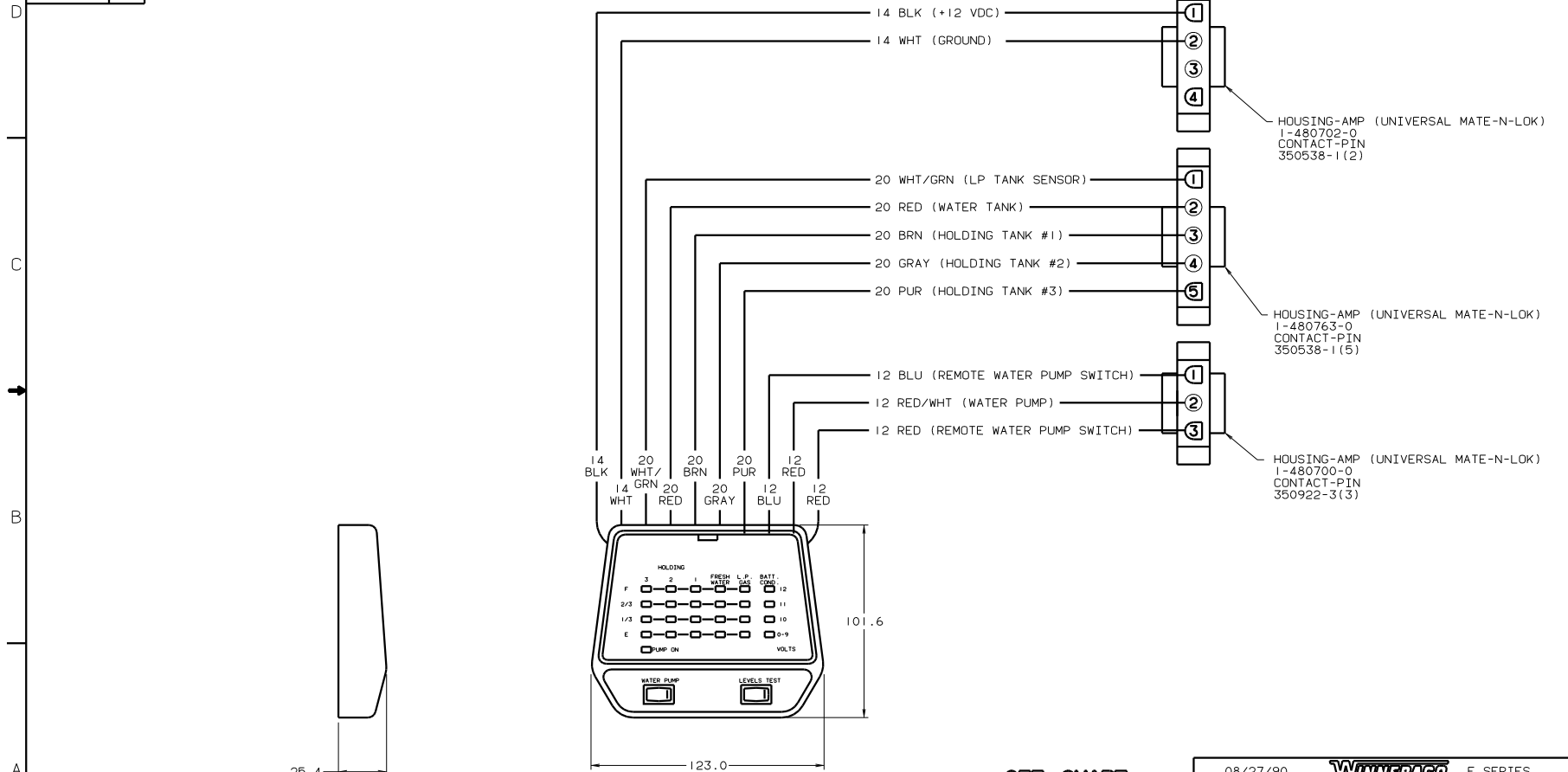


**CAUTION**

If you lack the skills, tools or equipment to perform diagnostic or repair work leave such work to an authorized Winnebago Industries dealer or other qualified shop.

DWG NO.	SHT
102765-01	1
102765-02	2
102765-03	3
102765-04	4

REV	DATE	BY	CHKD	DWG NO		
.....	A			102765		
ECR	REV	ZONE	REVISION RECORD	DATE	CR	GR

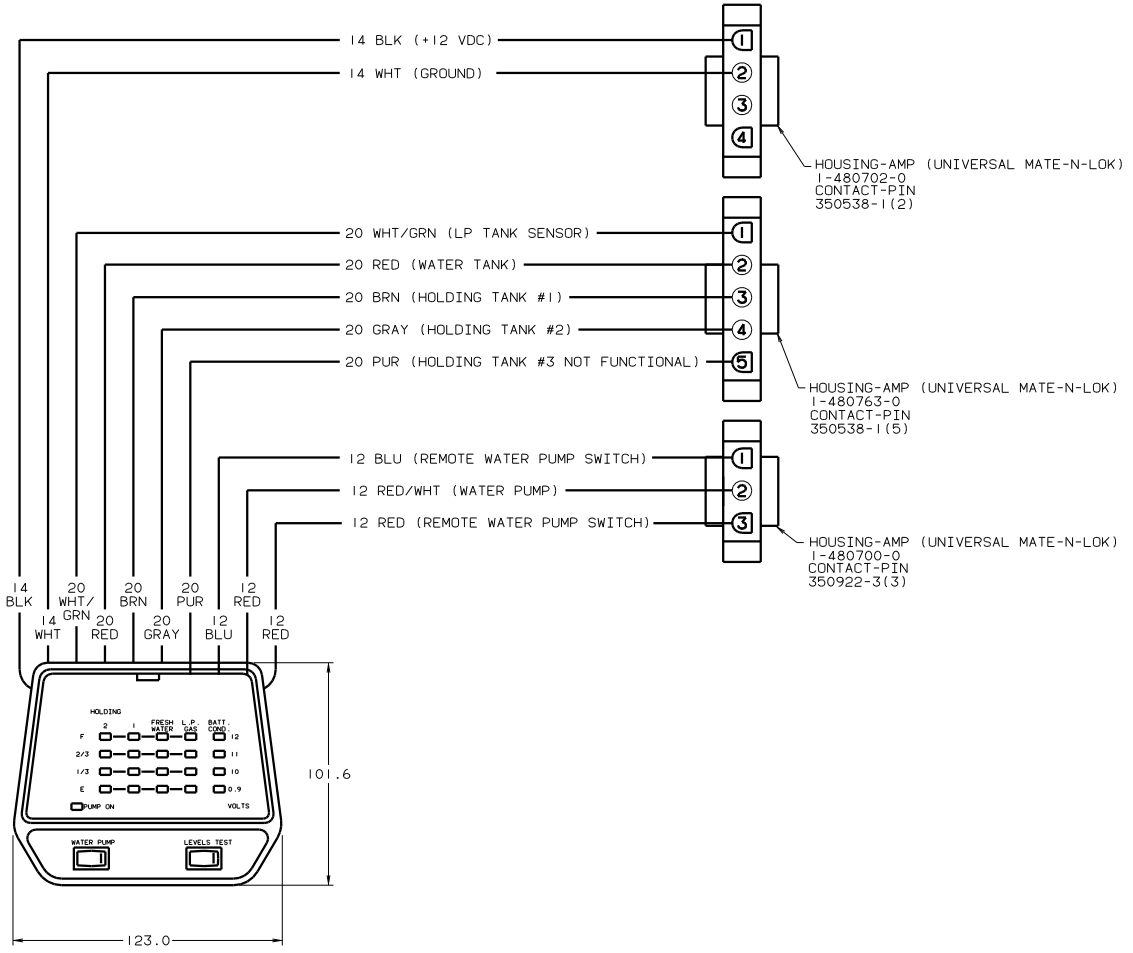


NOTES:  
 2. THE L.P. GAS REQUIRES A 90 OHM SENDING UNIT.  
 1. THE "E" INDICATION REQUIRES NO SENSOR.

**SEE CHART**  
 FOR COLOR VARIATIONS  
 OF THIS PART

08/27/90		<b>WINNEBAGO</b>		F SERIES
DATE	DATE	UNSPECIFIED TOLERANCES ARE:	MATERIAL:	
DATE	DATE	WHOLE DIM (X.X)	+	
DATE	DATE	ONE-PLACE (X.XX)	+	
DATE	DATE	TWO-PLACE (X.XXX)	+	
DATE	DATE	ANGLE	+	
DATE	DATE	THIRD ANGLE PROJECTION	+	
DATE	DATE	PURCHASED		
TITLE: PANEL-MONITOR		SIZE: 1.0		
DIA # SCALE: NONE		DWG NO: 102765		
ALL DIMENSIONS ARE IN MILLIMETERS		SHEET 1 OF 4		

D  
C  
B  
A



- NOTES:
1. THE "E" INDICATION REQUIRES NO SENSOR.
  2. THE L.P. GAS REQUIRES A 90 OHM SENDING UNIT.

F-SERIES

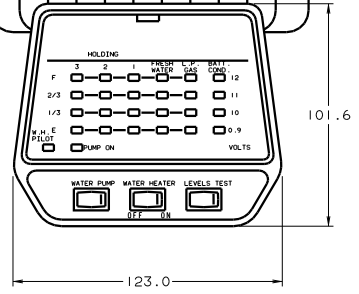
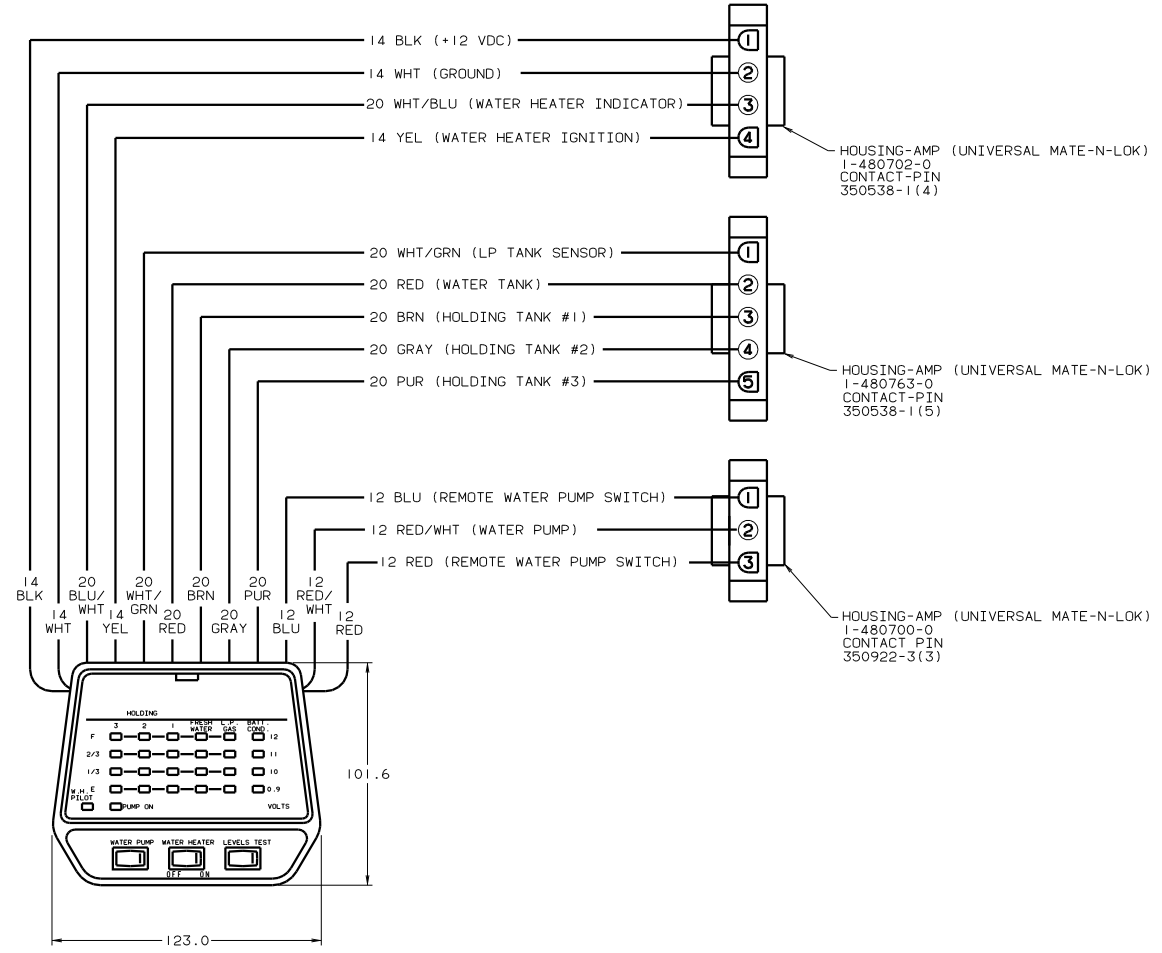
TITLE: PANEL-MONITOR		DWG NO 102765	
DO NOT SCALE DRAWING	SHEET 2 OF 4	SIZE 1:0	

D

C

B

A



NOTES:

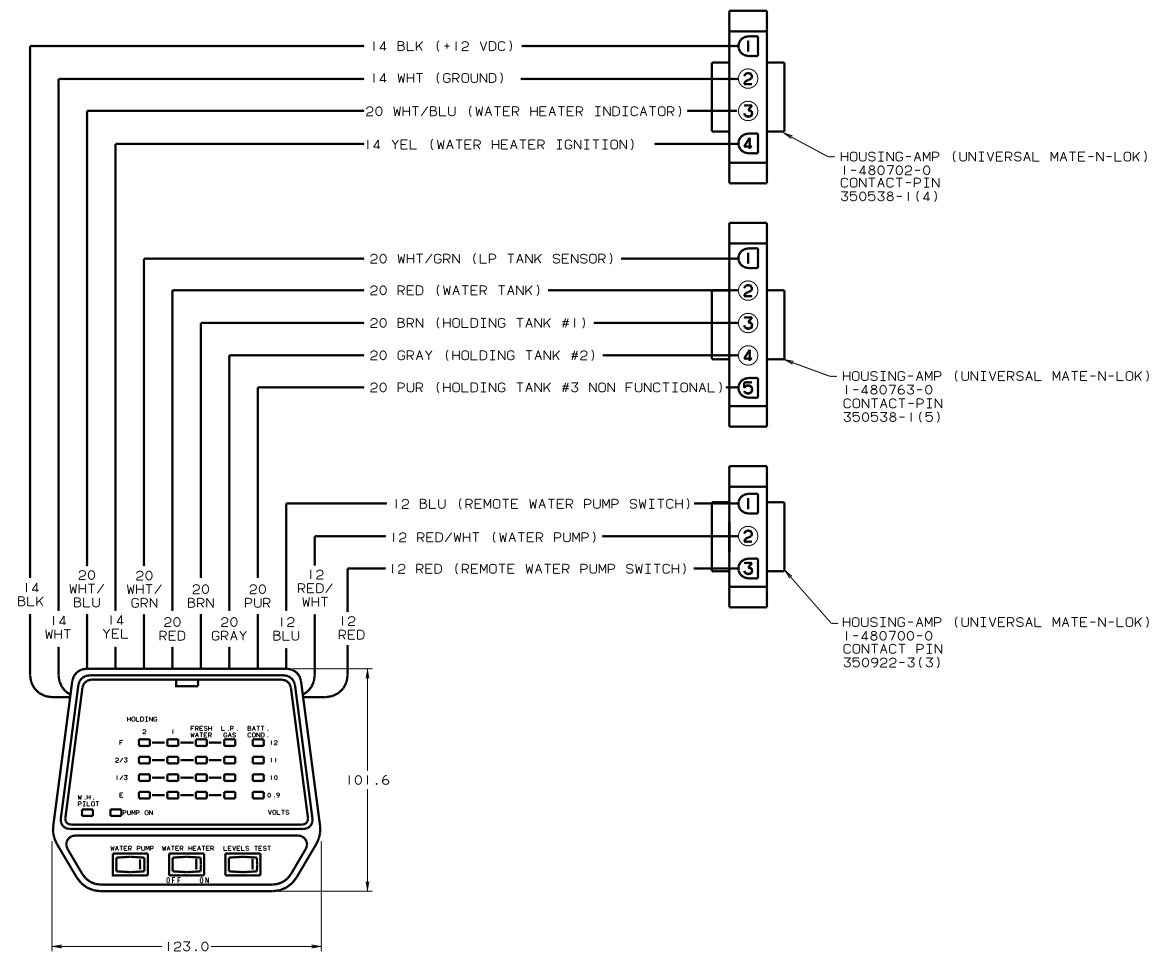
2. THE L.P. GAS REQUIRES A 90 OHM SENDING UNIT.

1. THE "E" INDICATION REQUIRES NO SENSOR.

F-SERIES

TITLE: PANEL-MONITOR	
DO NOT SCALE DIMENSIONS	SIZE
SHEET 3 OF 4	DWG NO 102765

D  
C  
B  
A



- NOTES:
- 2. THE L.P. GAS REQUIRES A 90 OHM SENDING UNIT.
  - 1. THE "E" INDICATION REQUIRES NO SENSOR.

F-SERIES

TITLE: PANEL-MONITOR	
DO NOT SCALE (DIMENSIONS)	SIZE
SHEET 4 OF 4	DWG NO 102765