



DANGER

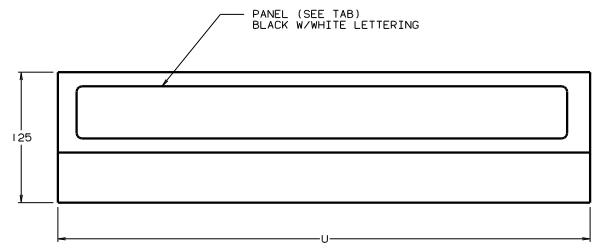
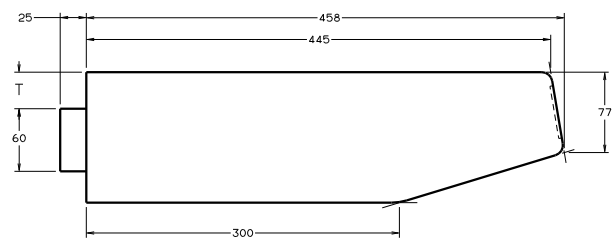
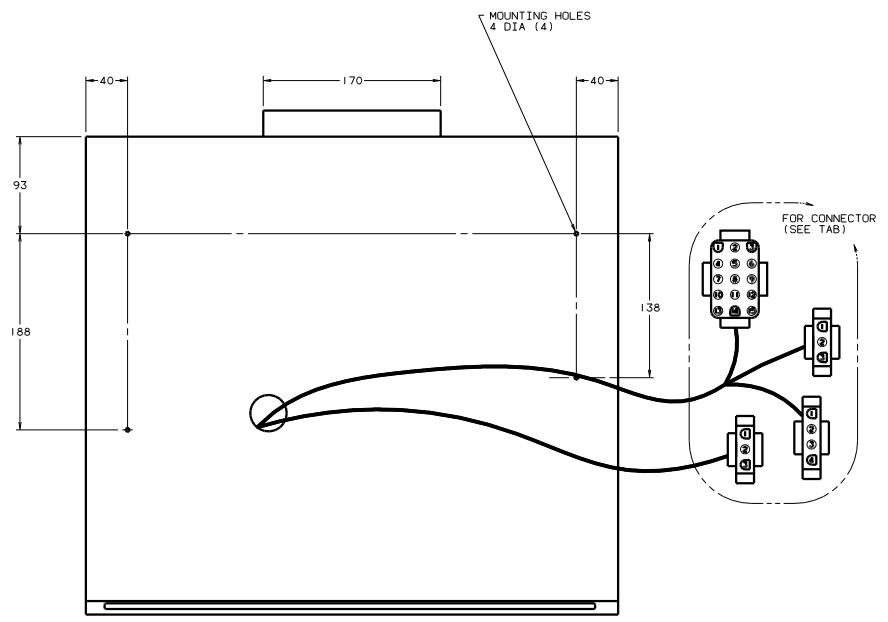
Danger of electrical shock, burns or death. Always remove all power sources before attempting any repair, service or diagnostic work. Power can be present from shore power, generator, inverter or battery. All power sources must be disabled and secured before performing any service.



CAUTION

If you lack the skills, tools or equipment to perform diagnostic or repair work leave such work to an authorized Winnebago Industries dealer or other qualified shop.

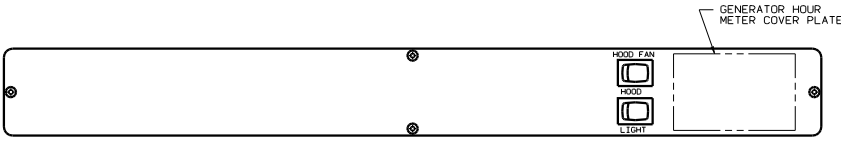
DWG NO.	APPROVAL	PANEL (SHT 2&3)	DUCT OUTLET	CONNECTOR DETAIL	VENT DOOR	T	U	CABLE
100258-01	US	DETAIL A	YES	M,R	MANUAL	35	510	---
100258-02	CSA	DETAIL A	YES	M,R	MANUAL	35	510	---
100258-03	US	DETAIL B	YES	M,R	MANUAL	35	510	---
100258-04	US	DETAIL C	YES	K,L,M	LEVER	35	510	484
100258-05	CSA	DETAIL C	YES	K,L,M	LEVER	35	510	484
100258-06	US	DETAIL D	NO	K,L,M	NO	--	510	---
100258-07	CSA	DETAIL D	NO	K,L,M	NO	--	510	---
100258-08	US	DETAIL E	YES	M,N	ELECT	0	510	---
100258-09	CSA	DETAIL E	YES	M,N	ELECT	0	510	---
100258-10		KIT-HOUR METER AND SWITCH		P	-----	35	510	---
100258-11	US	DETAIL F	YES	M,S	ELECT	0	510	---
100258-12	US	DETAIL G	YES	M,S	LEVER	35	510	484
100258-13	CSA	DETAIL G	YES	M,S	LEVER	35	510	484
100258-14	US	DETAIL F	NO	M,S	NO	--	510	---
100258-15	CSA	DETAIL F	NO	M,S	NO	--	510	---
100258-16	US	DETAIL A	YES	M,R	MANUAL	35	558	---
100258-17	CSA	DETAIL A	YES	M,R	MANUAL	35	558	---
100258-18	US	DETAIL B	YES	M,R	MANUAL	35	558	---
100258-19	US	DETAIL E	YES	M,N	ELECT	0	558	---
100258-20	CSA	DETAIL E	YES	M,N	ELECT	0	558	---
100258-21	US	DETAIL F	YES	M,S	ELECT	0	558	---
100258-22	US	DETAIL G	YES	M,S	LEVER	35	558	484
100258-23	CSA	DETAIL G	YES	M,S	LEVER	35	558	484
100258-24	CSA	DETAIL F	YES	M,S	ELECT	0	558	---
100258-25	US	DETAIL F	NO	M,S	NO	--	558	---
100258-26	CSA	DETAIL F	NO	M,S	NO	--	558	---
100258-27	US	DETAIL H	YES	M,S	ELECT	0	558	---
100258-28	CSA	DETAIL H	YES	M,S	ELECT	0	558	---
100258-29	US	DETAIL H	NO	M,S	NO	--	558	---
100258-30	CSA	DETAIL H	NO	M,S	NO	--	558	---
100258-31	US	DETAIL A	NO	M,R	NO	--	558	---
100258-32	CSA	DETAIL A	NO	M,R	NO	--	558	---
100258-33	US	DETAIL B	NO	M,R	NO	--	558	---
100258-34	US	DETAIL J	YES	M,S	ELECT	0	558	---
100258-35	CSA	DETAIL J	YES	M,S	ELECT	0	558	---
100258-36	US	DETAIL T	YES	M,R	MANUAL	35	558	---
100258-37	CSA	DETAIL T	YES	M,R	MANUAL	35	558	---
100258-38	US	DETAIL J	NO	M,S	NO	--	558	---
100258-39	CSA	DETAIL J	NO	M,S	NO	--	558	---
100258-40	US	DETAIL G	YES	M,S	LEVER	35	558	584
100258-41	CSA	DETAIL G	YES	M,S	LEVER	35	558	584



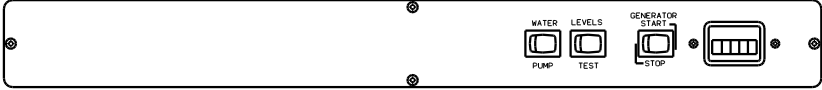
- (S) TO INCLUDE CHARCOAL FILTER.
- VENTS NEED TO BE APPROVED BY A LISTED COMPANY.
 - VENDOR TO CERTIFY COMPLIANCE WITH NFPA 501C.1987.2-6.3.4.
 - FOR VENT-HOOD SEE 92698-01-CHT.
 - SUGGESTED VENDOR: VENTLINE.

SEE CHART
FOR COLOR VARIATIONS
OF THIS PART

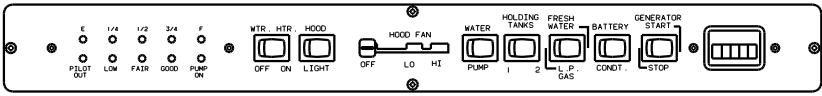
WINNEBAGO		90 MOTORHOMES
QTY	DATE	UNSPECIFIED TOLERANCES ARE:
CHP	DATE	FR. DIM. (1:1) ± .2
PIE	DATE	FIN. PLATE (1:1) ± .1
W/E	DATE	ANGLE
COMP	DATE	INDU. W/OLE PROJECTION
LANE#	DATE	
REV #	SCALE	NOTE
ALL DIMENSIONS ARE IN MILLIMETERS	SHEET 1	OF 3
TITLE: HOOD-RANGE		DWG NO: 100258



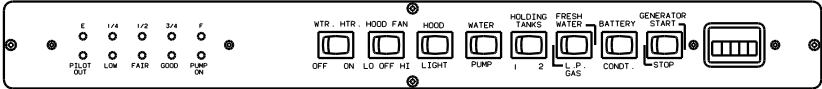
DETAIL A



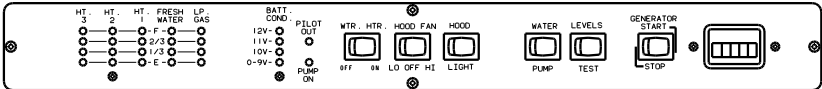
DETAIL B



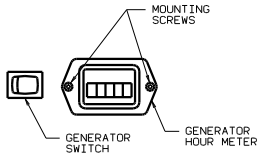
DETAIL C



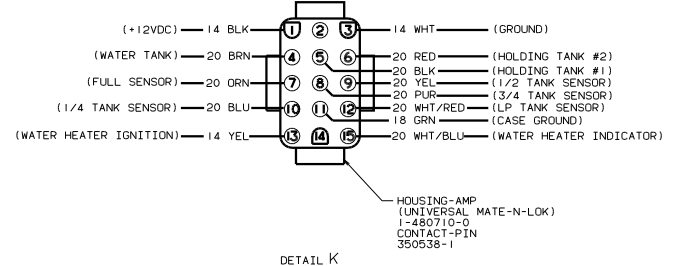
DETAIL D



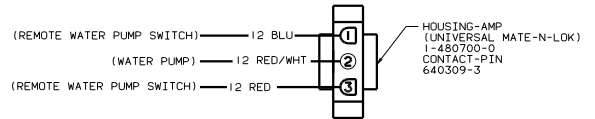
DETAIL E



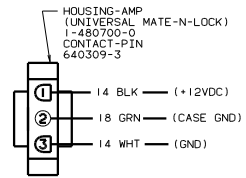
DETAIL P (KIT-HOUR METER & SWITCH)



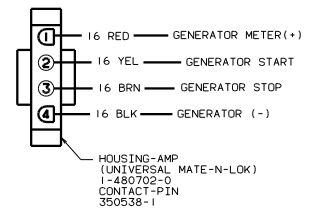
DETAIL K



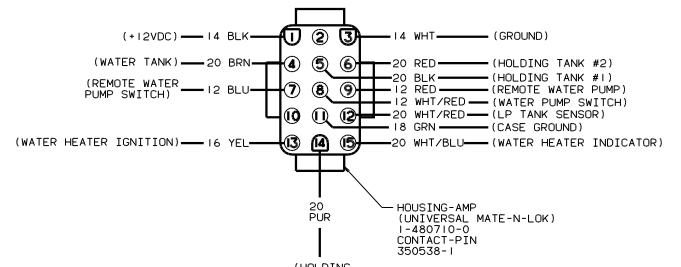
DETAIL L



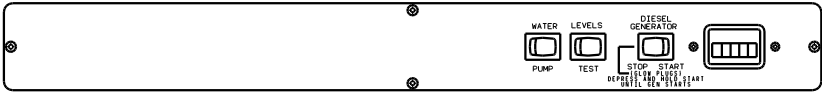
DETAIL R



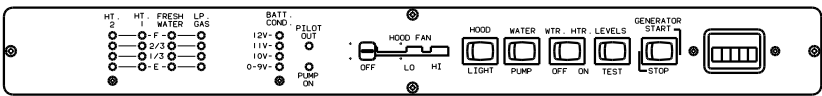
DETAIL M



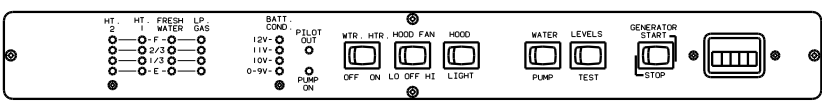
DETAIL N



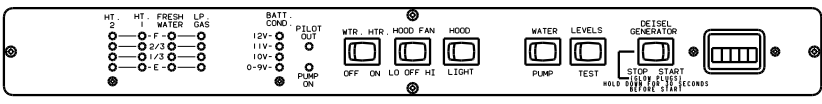
DETAIL T



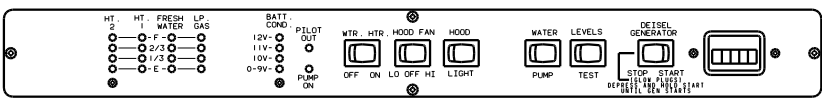
DETAIL G



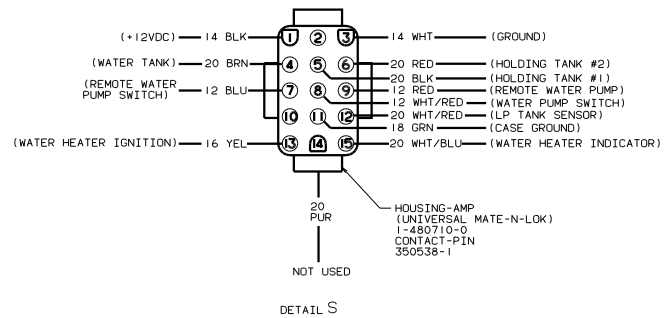
DETAIL F



DETAIL H



DETAIL J



DETAIL S