



DANGER

Danger of electrical shock, burns or death. Always remove all power sources before attempting any repair, service or diagnostic work. Power can be present from shore power, generator, inverter or battery. All power sources must be disabled and secured before performing any service.



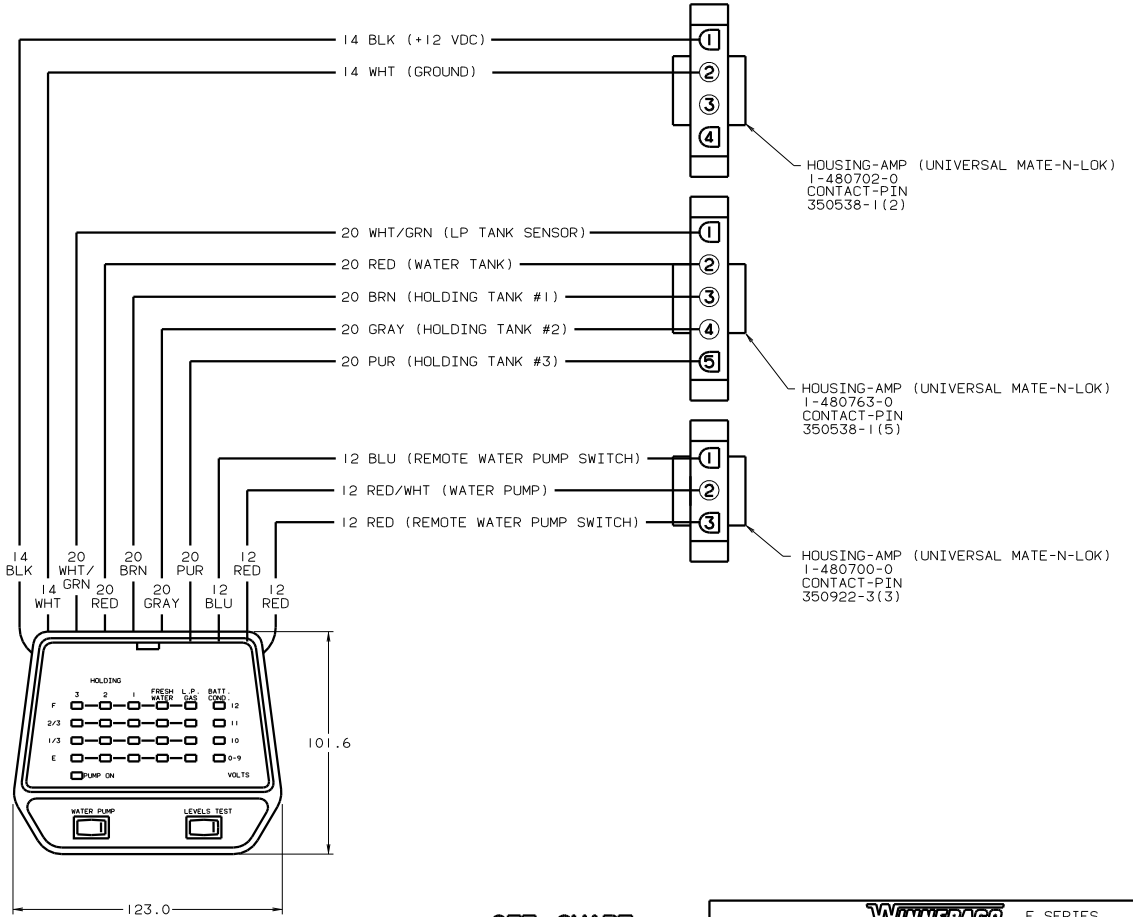
CAUTION

If you lack the skills, tools or equipment to perform diagnostic or repair work leave such work to an authorized Winnebago Industries dealer or other qualified shop.

DWG NO.	SHT
102765-01	1
102765-02	2
102765-03	3
102765-04	4

REV	DATE	BY	CHK	NO
ECR				102765
ZONE	REVISION RECORD	DATE	DR	CR

D
C
B
A



NOTES:
2. THE L.P. GAS REQUIRES A 90 OHM SENDING UNIT.
1. THE "E" INDICATION REQUIRES NO SENSOR.

SEE CHART
FOR COLOR VARIATIONS
OF THIS PART



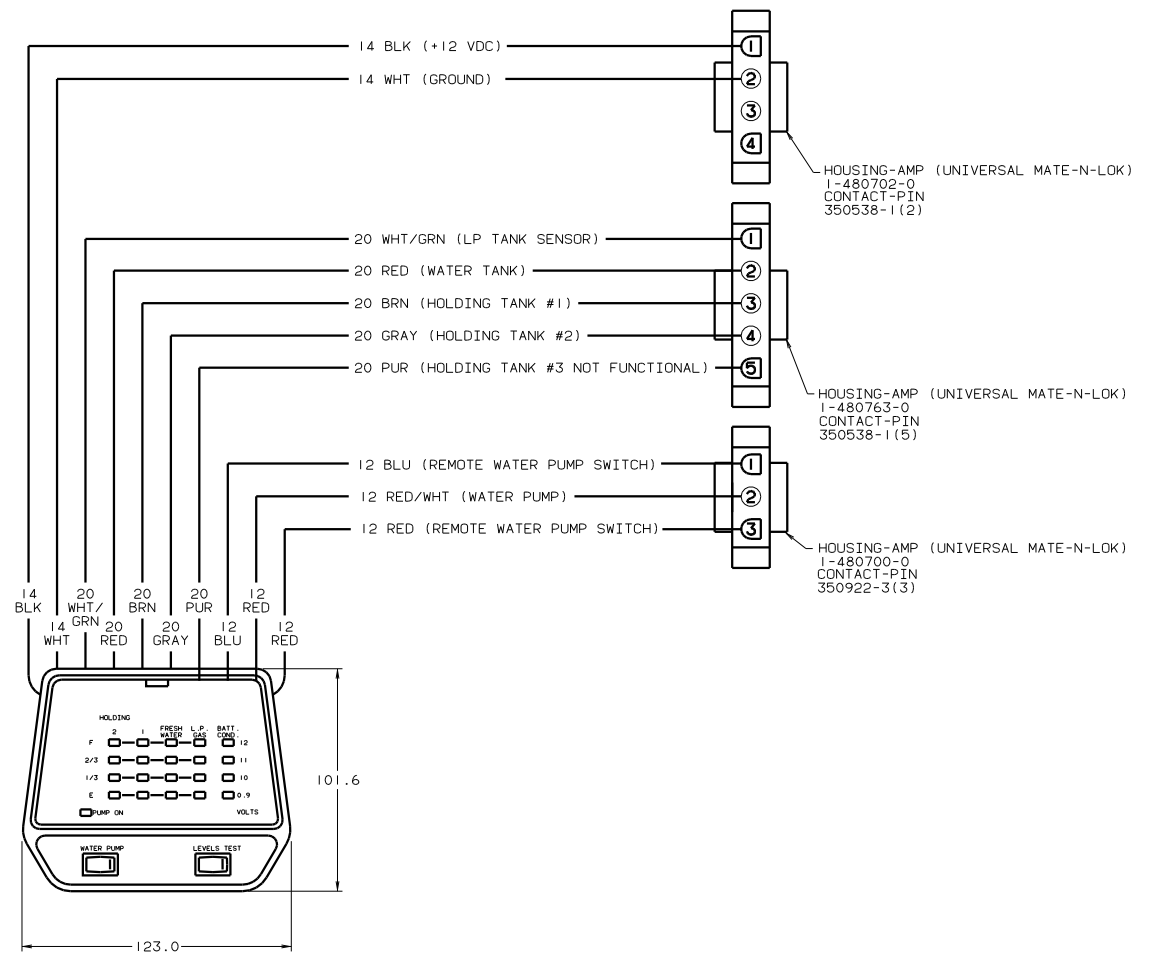
WINNEBAGO F SERIES PURCHASED		DATE	UNSPECIFIED TOLERANCES ARE:	MATERIAL
		DATE	WHOLE DIM (X)	
DATE	ONE-PLACE (X.XX)	DATE	TWO-PLACE (X.XXX)	
DATE	ANGLE	DATE	THIRD ANGLE PROJECTION	
DATE		DATE		
TITLE: PANEL-MONITOR		DRAWING NO: 102765		
SCALE: NONE		SHEET 1 OF 4		

D

C

B

A



- NOTES:
- 2. THE L.P. GAS REQUIRES A 90 OHM SENDING UNIT.
 - 1. THE "E" INDICATION REQUIRES NO SENSOR.

F-SERIES

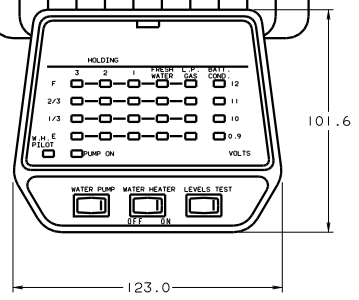
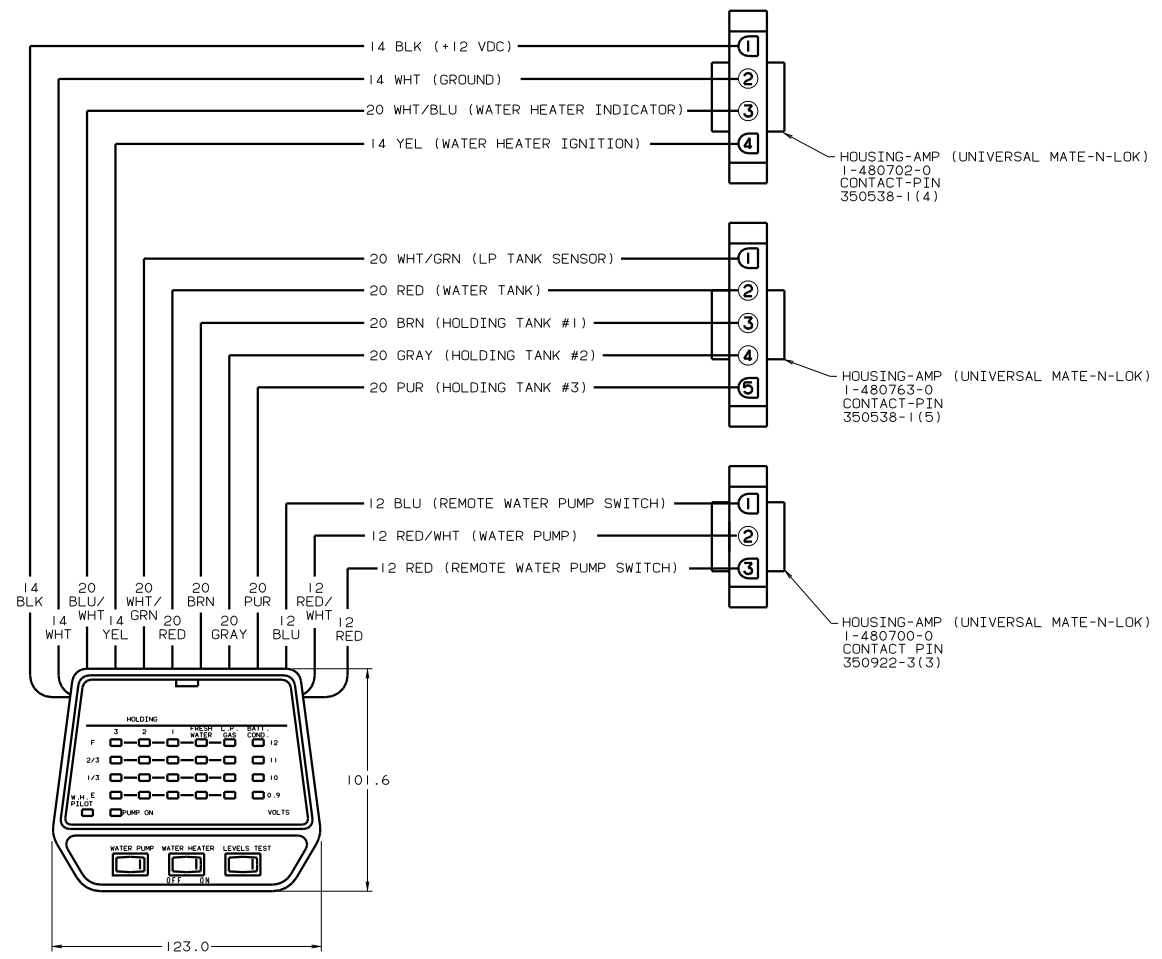
TITLE: PANEL-MONITOR		DWG NO 102765	
DO NOT SCALE DIMENSIONS	SHEET 2 OF 4	SIZE 1:0	

D

C

B

A

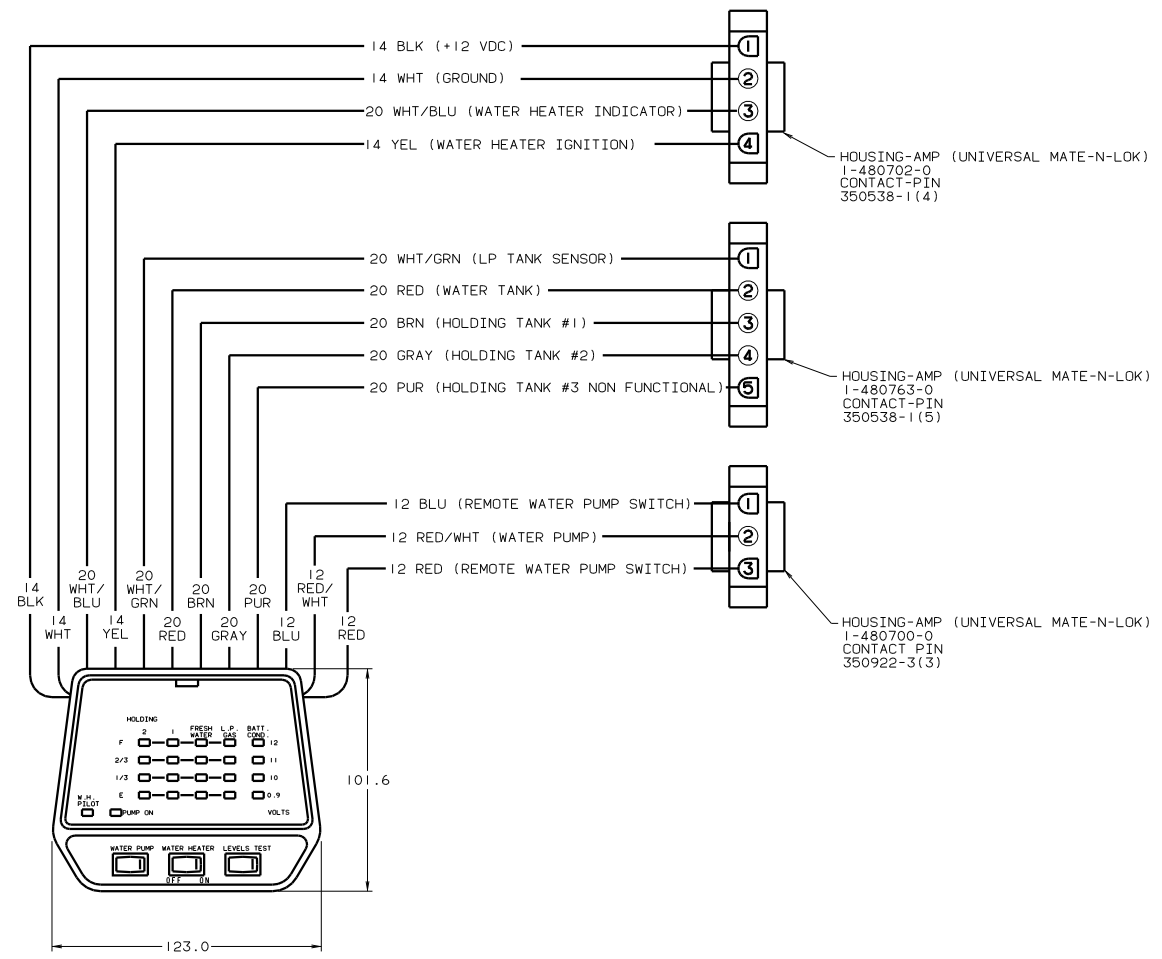


- NOTES:
- 2. THE L.P. GAS REQUIRES A 90 OHM SENDING UNIT.
 - 1. THE "E" INDICATION REQUIRES NO SENSOR.

F-SERIES

TITLE: PANEL-MONITOR	
DO NOT SCALE DRAWING	SIZE
SHEET 3 OF 4	DWG NO 102765

D
C
B
A



- NOTES:
- 2. THE L.P. GAS REQUIRES A 90 OHM SENDING UNIT.
 - 1. THE "E" INDICATION REQUIRES NO SENSOR.

F-SERIES

TITLE: PANEL-MONITOR	
DO NOT SCALE (DIMENSIONS)	SIZE: 1:1
SHEET 4 OF 4	DWG NO 102765