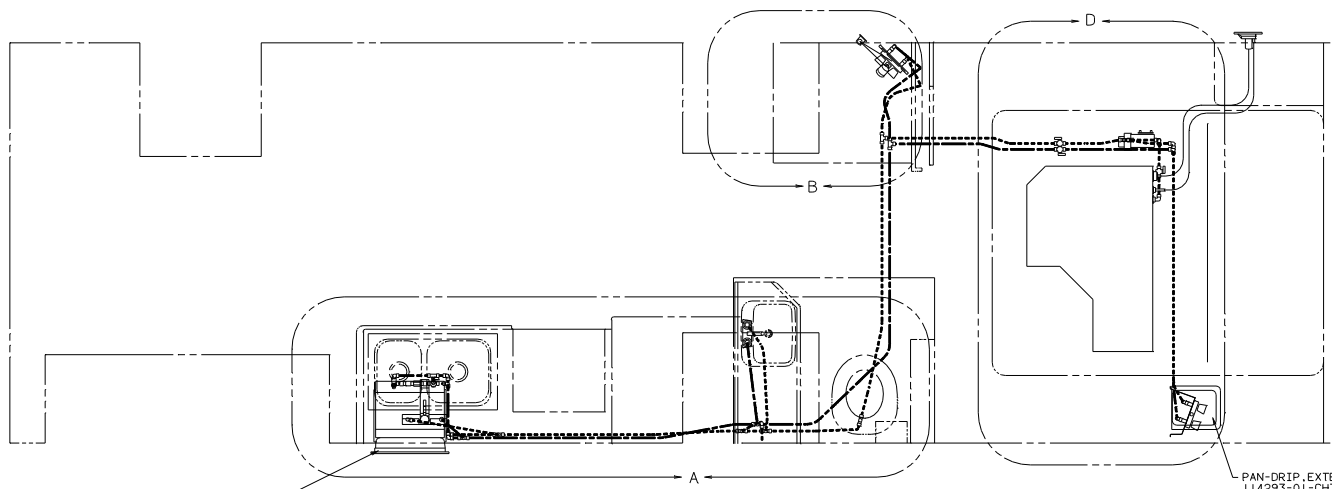


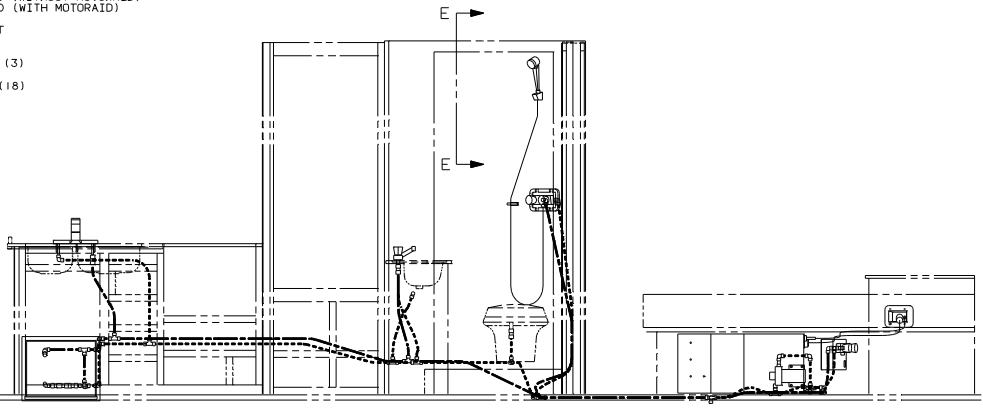
- Ⓐ VENT PIPE MUST PROJECT 51 MIN TO 64 MAX ABOVE ROOF FOR PROPER FIT AND FUNCTION.
  - Ⓙ SEE DWG 61607-01-000 FOR INSTL OF GROMMET.
  - Ⓚ SEAL ALL AROUND SHOWER PAN WITH SILICONE 78474-01-CHT.
5. FOR CANADIAN UNITS EACH HOLDING TANK SHALL HAVE A CSA APPROVAL STAMPED NEAR THE IAPMO APPROVAL.
  4. ALL EXTERIOR OPENINGS AROUND PIPE TO BE SEALED WITH 69637-01-000.
  3. ALL PIPE AND FITTINGS TO BE ASSEMBLED WITH SOLVENT 4020-01-000.
  2. SLOPE OF TRAP MUST BE 6 PER 300 MINIMUM.
  1. SLOPE OF HORIZONTAL PIPING TO BE 6 PER 300 MINIMUM.

WINNEMAGO 94 F31RO	
DATE	UNSPECIFIED TOLERANCES ARE MATERIAL
CHG#	W/ALL DIM IN 1/8"
REV	NO-PLACE IN 1/8"
FILE	ANGLE
COLOR	TRUSS W/ALL PROTECTION
LAINT NONE	TITLE: DRAINAGE SYSTEM INSTL
REV #	SCALE NONE
ALL DIMENSIONS ARE IN MILLIMETERS	SHEET 1 OF 1
REF: 106181	111240



- WATER HEATER  
51391-03-000 (WITHOUT MOTORAID)  
51393-01-000 (WITH MOTORAID)
- DOOR  
78506-01-CHT
- EXTR  
2726-01-210  
2726-01-212 (3)
- SCREW  
G39-10-209 (18)
- SEALANT  
PLYWOOD  
860-01-000  
(300 X 200)

PAN-DRIP, EXTERIOR  
114293-01-CHT



- ① USE WITH BYPASS.
  - ② USE WITHOUT BYPASS.
  - ③ USE WITH MOTORAID.
  - ④ USE WITHOUT MOTORAID.
  - ⑤ USE WITH EXTERIOR SHOWER.
  - ⑥ USE WITHOUT EXTERIOR SHOWER.
3. ALL TUBING TO BE SECURED AT 1219 MAXIMUM SPACING WITH CLAMP 10495-01-000 AND SCREW G67-10-12B.
  2. PLASTIC FITTING TO BE SEALED WITH SEALANT 84456-01-000.
  1. TUBING TO BE INSTALLED WITH SUFFICIENT SLOPE TO PROVIDE DRAINAGE TO NEAREST VALVE.

NOTES:

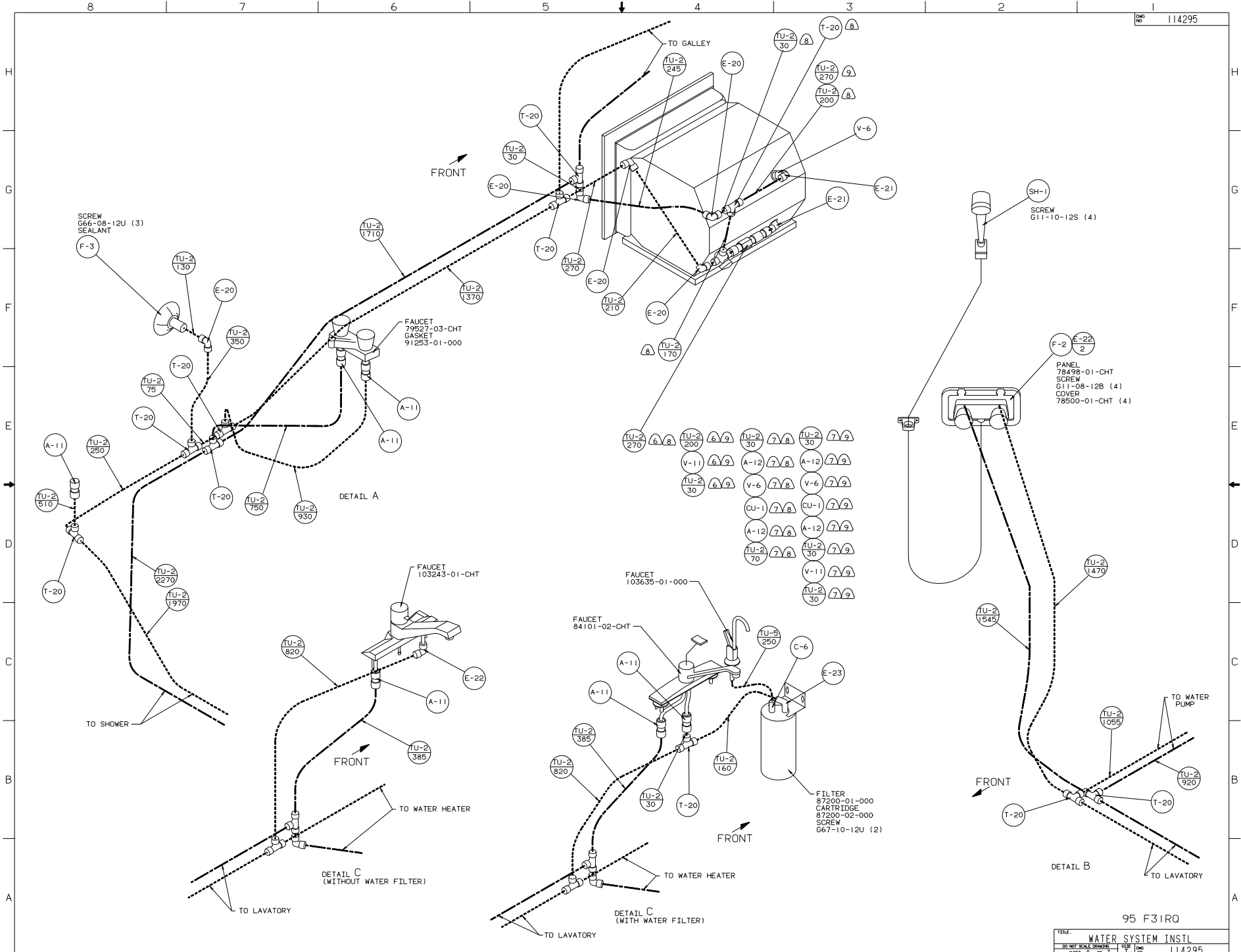
(X-X) FOR WATER CALLOUTS SEE DWG NO. 116230-01-000

LEGEND	
HOT	—————
COLD	-----

**WINNEBAGO** 95 F31R0

QTY	DESCRIPTION	MATERIAL
	UNSPECIFIED TOLERANCES ARE	
	WHOLE DIM. (IN)	F
	CHAM	
	F.F.R.	ONE-PLACE (IN. IN)
	F.F.E.	TWO-PLACE (IN. IN)
		ANGLE
		PROJECTION

LAYOUT F31R04 TITLE: WATER SYSTEM INSTL  
 REF: 110621 114295



SCREW  
G66-08-12U (3)  
SEALANT

FRONT

TO GALLEY

SH-1  
SCREW  
G11-10-12S (4)

FAUCET  
79527-03-CHT  
GASKET  
91253-01-000

PANEL  
78498-01-CHT  
SCREW  
G11-08-12B (4)  
COVER  
78500-01-CHT (4)

DETAIL A

FAUCET  
103243-01-CHT

FAUCET  
103635-01-000

TO SHOWER

FRONT

FAUCET  
84101-02-CHT

FILTER  
87200-01-000  
CARTRIDGE  
87200-02-000  
SCREW  
G67-10-12U (2)

TO LAVATORY

DETAIL C  
(WITHOUT WATER FILTER)

TO WATER HEATER

TO WATER HEATER

FRONT

FRONT

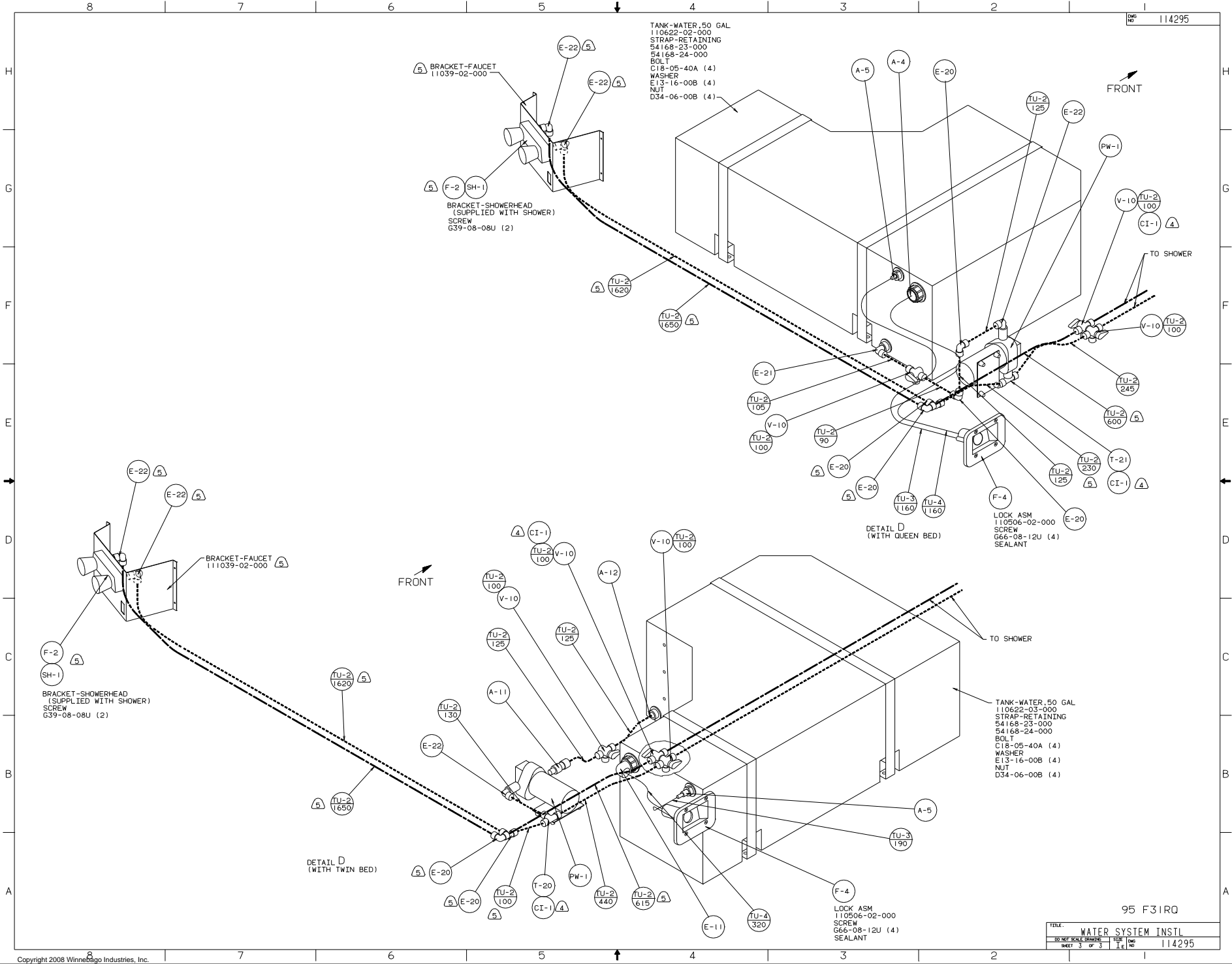
DETAIL B

TO WATER PUMP

TO LAVATORY

95 F31RQ

TITLE		WATER SYSTEM INSTL	
30 NET SCALE DRAWING	SHEET	2	OF 3
DATE	REV		
114295			



- TANK-WATER .50 GAL
- 110622-02-000
- STRAP-RETAINING
- 54168-23-000
- 54168-24-000
- BOLT
- C18-05-40A (4)
- WASHER
- E13-16-00B (4)
- NUT
- D34-06-00B (4)

BRACKET-FAUCET  
11039-02-000

BRACKET-SHOWERHEAD  
(SUPPLIED WITH SHOWER)  
SCREW  
G39-08-08U (2)

DETAIL D  
(WITH QUEEN BED)

DETAIL D  
(WITH TWIN BED)

- TANK-WATER .50 GAL
- 110622-03-000
- STRAP-RETAINING
- 54168-23-000
- 54168-24-000
- BOLT
- C18-05-40A (4)
- WASHER
- E13-16-00B (4)
- NUT
- D34-06-00B (4)

LOCK ASM  
110506-02-000  
SCREW  
G66-08-12U (4)  
SEALANT

TITLE		95 F31RQ	
WATER SYSTEM INSTL		114295	
30 NET SCALE DRAWING	SHEET 3 OF 3	DATE	1/1