RELEASE	REV A	DATE	DFTD	ADM	DWG NO 108074

ECR	REV	ZONE	REVISION RECORD	DATE	DR	CR

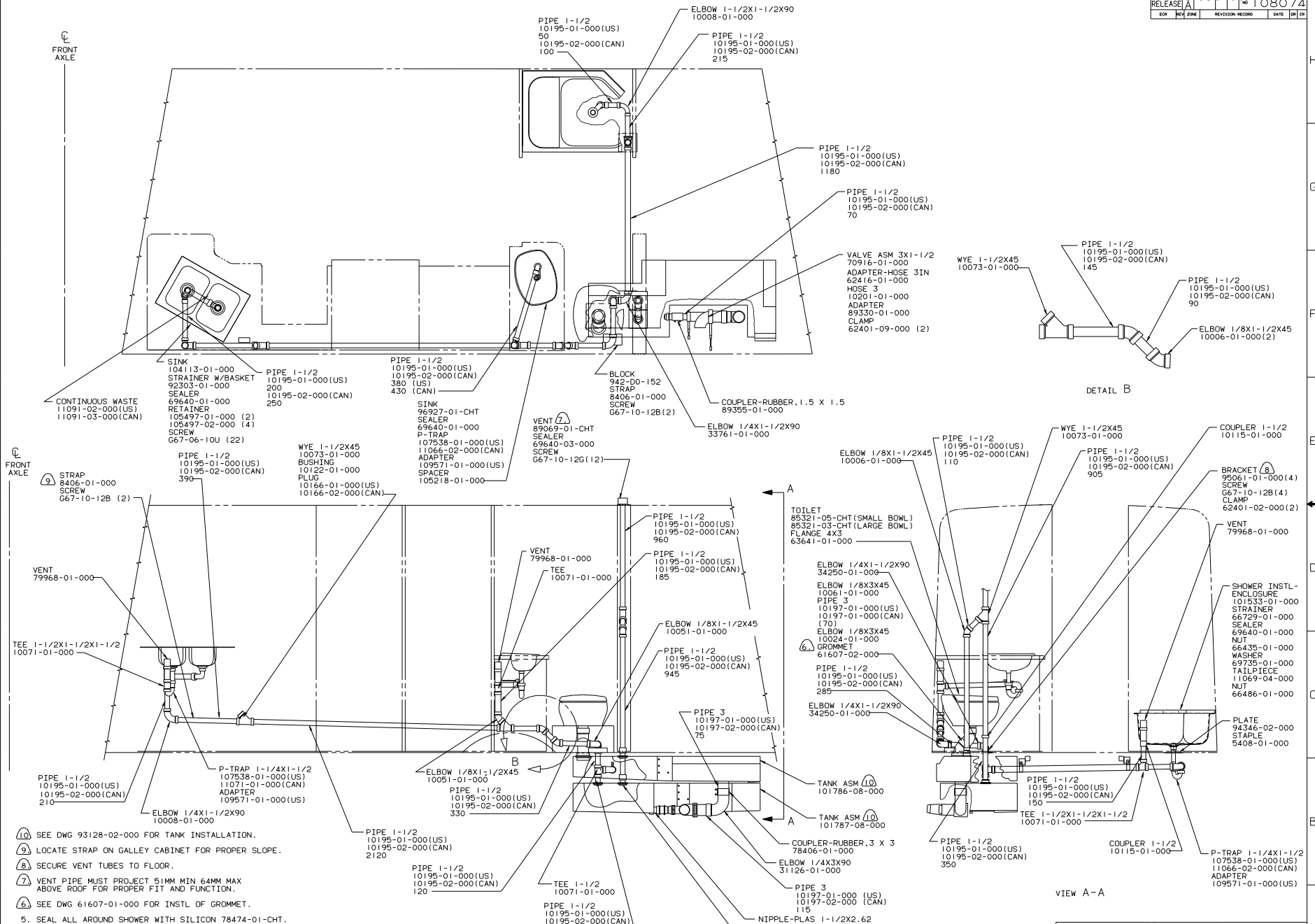

10 SEE DWG 93128-02-000 FOR TANK INSTALLATION.

9 LOCATE STRAP ON GALLEY CABINET FOR PROPER SLOPE.

8 SECURE VENT TUBES TO FLOOR.

7 VENT PIPE MUST PROJECT 51MM MIN 64MM MAX ABOVE ROOF FOR PROPER FIT AND FUNCTION.

6 SEE DWG 61607-01-000 FOR INSTL OF GROMMET.

5. SEAL ALL AROUND SHOWER WITH SILICON 78474-01-CHT.

4. FOR CANADIAN UNITS EACH HOLDING TANK SHALL HAVE A CSA APPROVAL STAMPED NEAR IAPMO APPROVAL.

3. ALL PIPE AND FITTINGS TO BE ASSEMBLED WITH SOLVENT 4020-01-000.

2. SLOPE OF TRAP MUST BE 6 PER 300 MINIMUM.

1. SLOPE OF HORIZONTAL PIPING TO BE 6 PER 300 MINIMUM.

11. ALL EXTERIOR OPENINGS AROUND PIPE TO BE SEALED.

NOTES:

WINNEBAGO 93 W/ICN34RQ

DFTD		UNSPECIFIED TOLERANCES ARE: WHOLE DIM (X) ± 5	MATERIAL:
CHKR		ONE-PLACE (X.X) ±	
P E		TWO-PLACE (X.XX) ±	
M E		ANGLE ±	
DSNR		THIRD ANGLE PROJECTION	

LAYOUT NO N34R03 — TITLE: DRAINAGE SYSTEM INSTL

WINGS — DIA Ø — SCALE: NONE — DO NOT SCALE DRAWING — SIZE Ie — DWG NO 108074

ALL DIMENSIONS ARE IN MILLIMETERS — SHEET 1 OF 1

Copyright 2009 Winnebago Industries, Inc.

REF: 104994 1

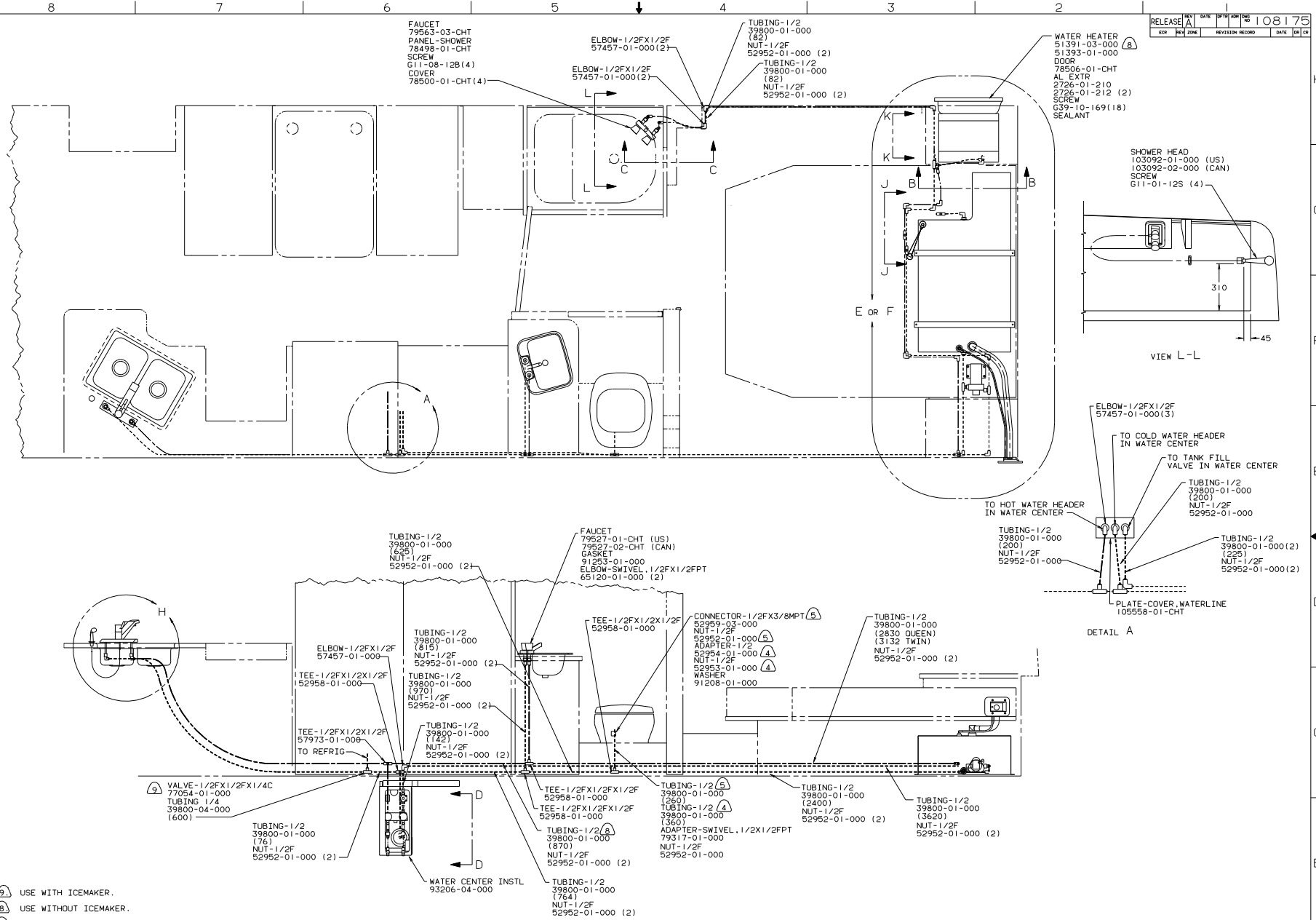

(9) USE WITH ICEMAKER.

(8) USE WITHOUT ICEMAKER.

(7) USE WITH TOILET 85321-03-CHT.

(6) USE WITHOUT MOTOR AID.

(5) USE WITH AQUA MAGIC.

(4) USE WITH AQUA IV.

3. ALL TUBING TO BE SECURED AT 1200 INTERVALS MAXIMUM. WITH CLIP 91951-01-000 AND SCREW G13-06-16U.

2. TUBING TO BE INSTALLED WITH SUFFICIENT SLOPE TO PROVIDE DRAINAGE TO NEAREST VALVE.

1. PLASTIC FITTINGS TO BE SEALED WITH SEALANT 84456-01-000.

NOTES:

RELEASE	REV	DATE	DFTR	ADM	DWG NO
	A				108175

ECR	REV	ZONE	REVISION RECORD	DATE	DR	CK

WINNEBAGO. 93 W/ICN34RQ

DFTR
CHKR
P E
M E
DSNR

UNSPECIFIED TOLERANCES ARE:
WHOLE DIM (X) ± 7
ONE-PLACE (X.X) ±
TWO-PLACE (X.XX) ±
ANGLE ±
THIRD ANGLE PROJECTION

MATERIAL:

LAYOUT NO N34R02 TITLE: WATER SYSTEM INSTL

DIA Ø | SCALE: NONE | DO NOT SCALE DRAWING | SIZE I | DWG NO 108175

ALL DIMENSIONS ARE IN MILLIMETERS | SHEET 1 OF 3

WINGS

Copyright 2009 Winnebago Industries, Inc.

REF: 105225

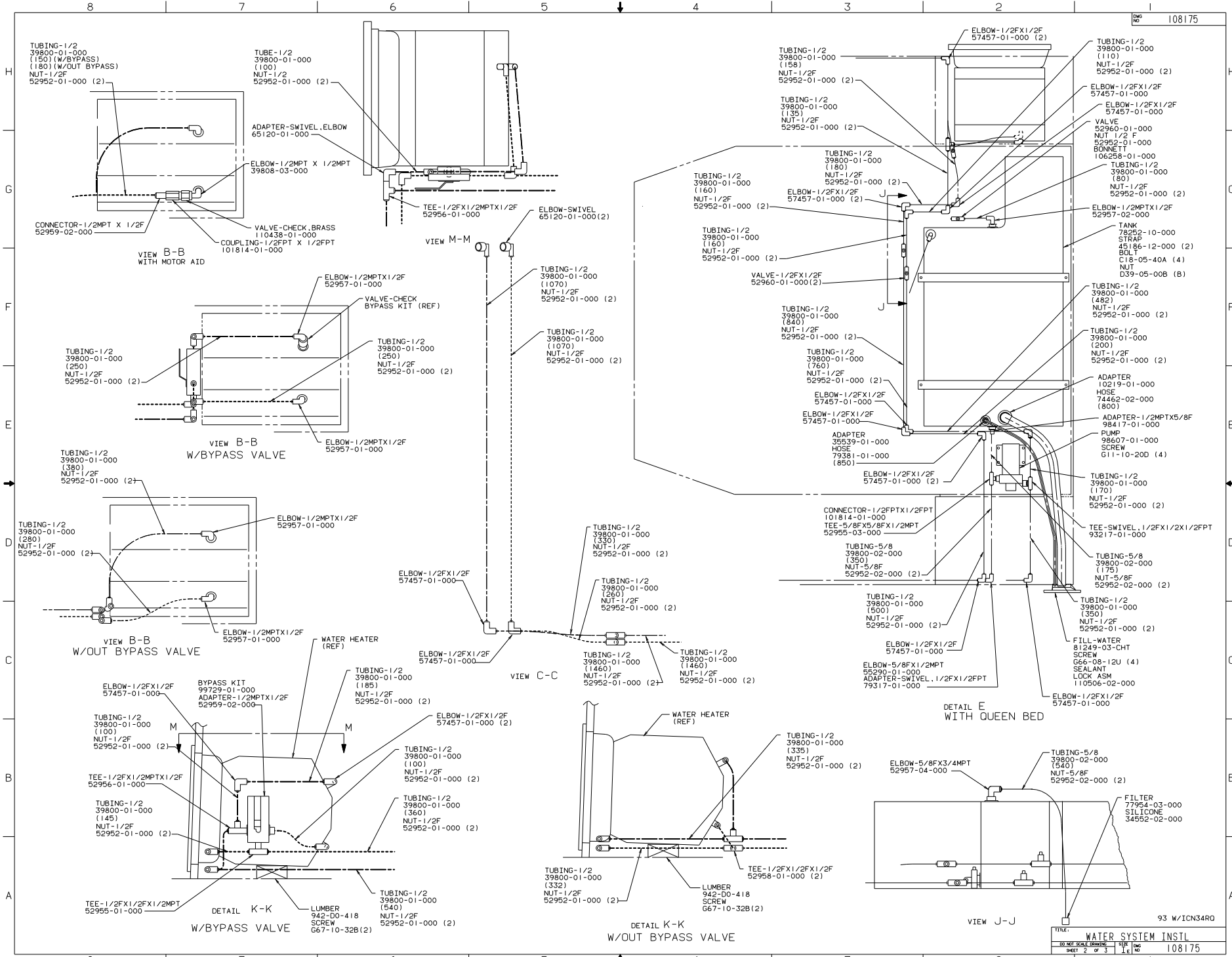

Copyright 2009 Winnebago Industries, Inc.

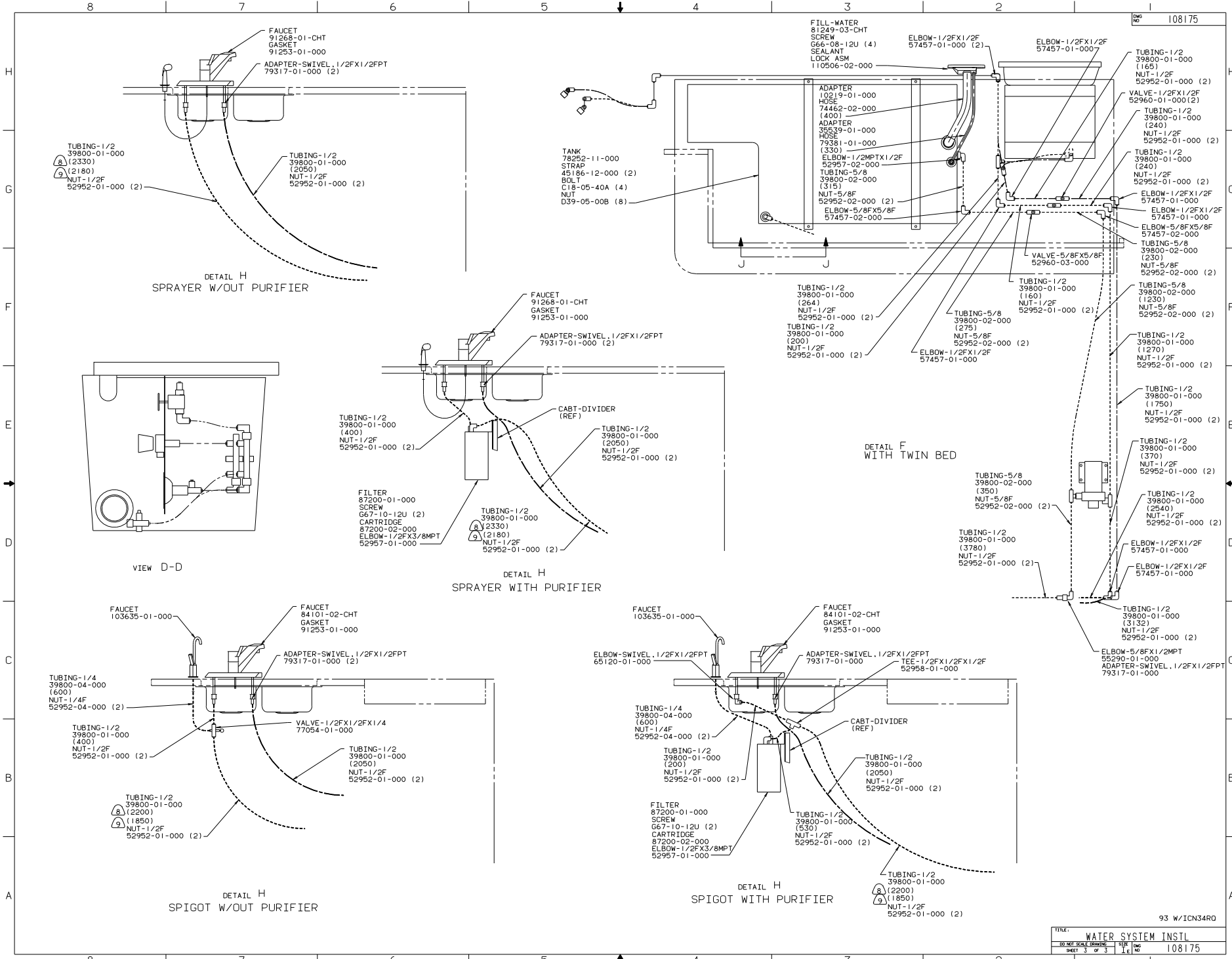

Copyright 2009 Winnebago Industries, Inc.