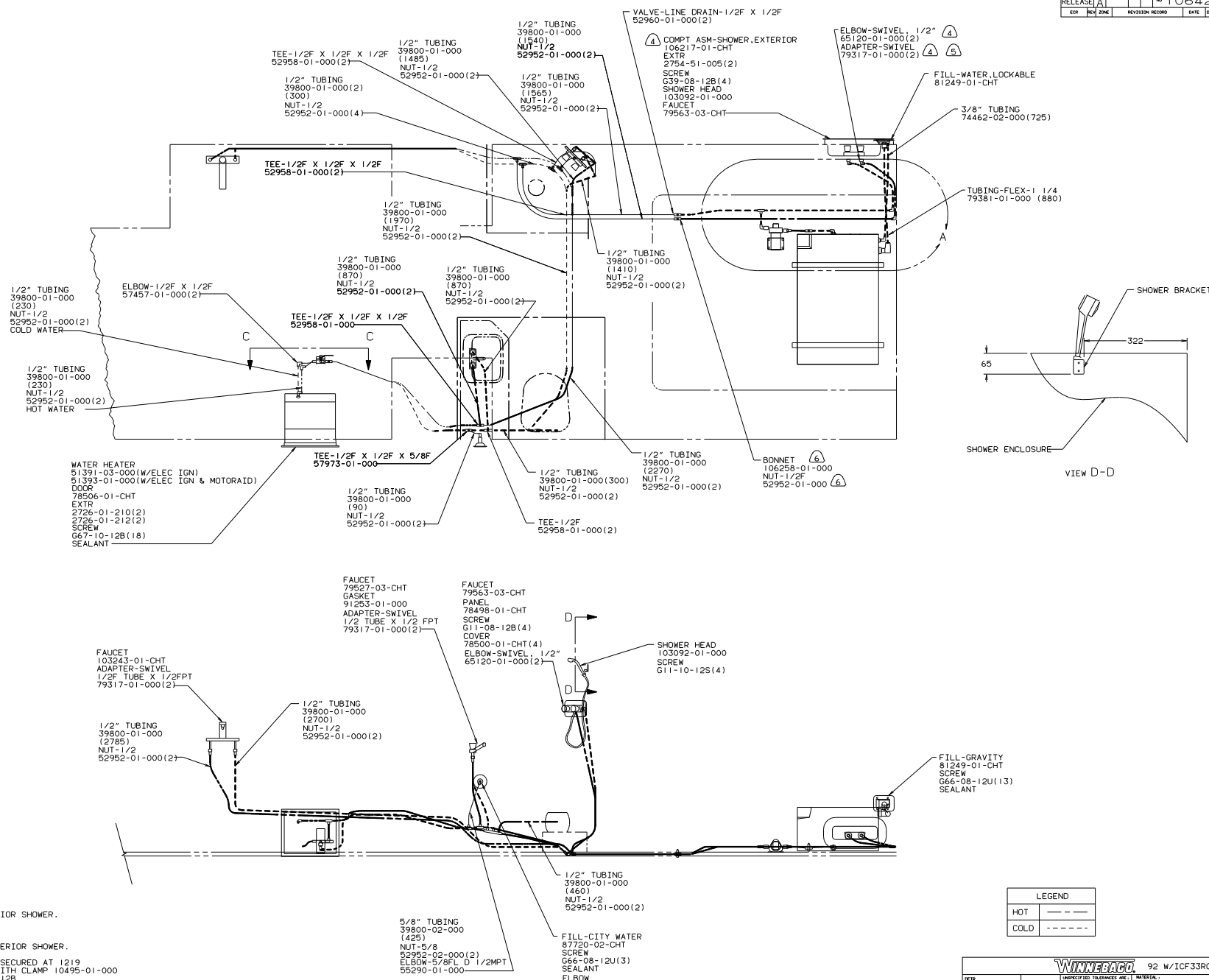


- Ⓐ VENT PIPE MUST PROJECT 51 MM MIN TO 64 MM MAX ABOVE ROOF FOR PROPER FIT AND FUNCTION.
 - Ⓙ SEE DWG 61607-01-000 FOR INSTL OF GROMMET.
 - Ⓚ SEAL ALL AROUND SHOWER PAN WITH SILICONE 78474-01-CHT.
5. FOR CANADIAN UNITS EACH HOLDING TANK SHALL HAVE A CSA APPROVAL STAMPED NEAR THE IAPMO APPROVAL.
 4. ALL EXTERIOR OPENINGS AROUND PIPE TO BE SEALED WITH 69637-01-000.
 3. ALL PIPE AND FITTINGS TO BE ASSEMBLED WITH SOLVENT 4020-01-000.
 2. SLOPE OF TRAP MUST BE 6 PER 300 MINIMUM.
 1. SLOPE OF HORIZONTAL PIPING TO BE 6 PER 300 MINIMUM.

WINNEMAGO 92 W/1CF33R0

QTY	UNSPECIFIED TOLERANCES ARE:	MATERIAL
CHRP	WHOLE ONE (1)	
PL	ONE-PLATE (1X.2)	
PL	TWO-PLATE (1X.200)	
PL	ANGLE	
CDR	TRUSS ANGLE PROTECTOR	

LANE# F33R02 TITLE: DRAINAGE SYSTEM INSTL
 DIA # SCALE: NONE 30 MET SCALE DRAWING
 ALL DIMENSIONS ARE IN MILLIMETERS SHEET 1 OF 1



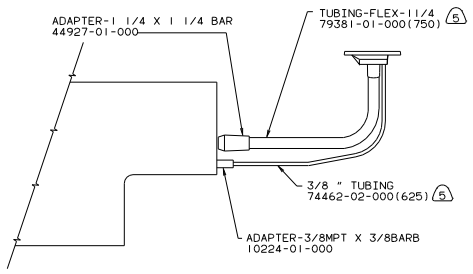
- ⓐ DELETE WITH EXTERIOR SHOWER.
- ⓑ TWIN BED OPTION.
- Ⓐ REQUIRED WITH EXTERIOR SHOWER.
- 3. ALL TUBING TO BE SECURED AT 1219 MAXIMUM SPACING WITH CLAMP 10495-01-000 AND SCREW G67-10-12B.
- 2. PLASTIC FITTINGS TO BE SEALED WITH SEALANT 84456-01-000.
- 1. TUBING TO BE INSTALLED WITH SUFFICIENT SLOPE TO PROVIDE DRAINAGE TO NEAREST VALVE.

LEGEND	
HOT	----
COLD	-----

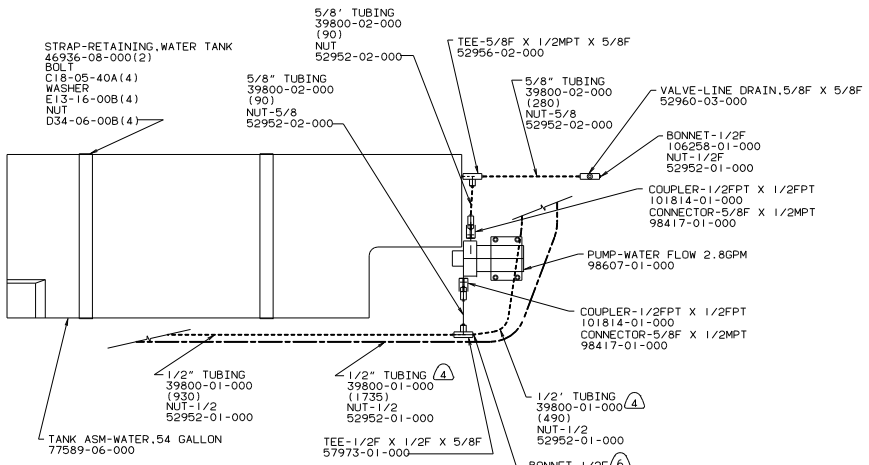
WINNERAGO 92 W/1F33R0

DATE	UNSPECIFIED TOLERANCES ARE:	MATERIAL:
CHPT	UNLESS OTHERWISE SPECIFIED	
SIZE	ONE-PLACE (1X.21) 1:1.5	
TYPE	TWO-PLACE (1X.003)	
FIN	UNLESS OTHERWISE SPECIFIED	
CDWG	THIRD ANGLE PROJECTION	

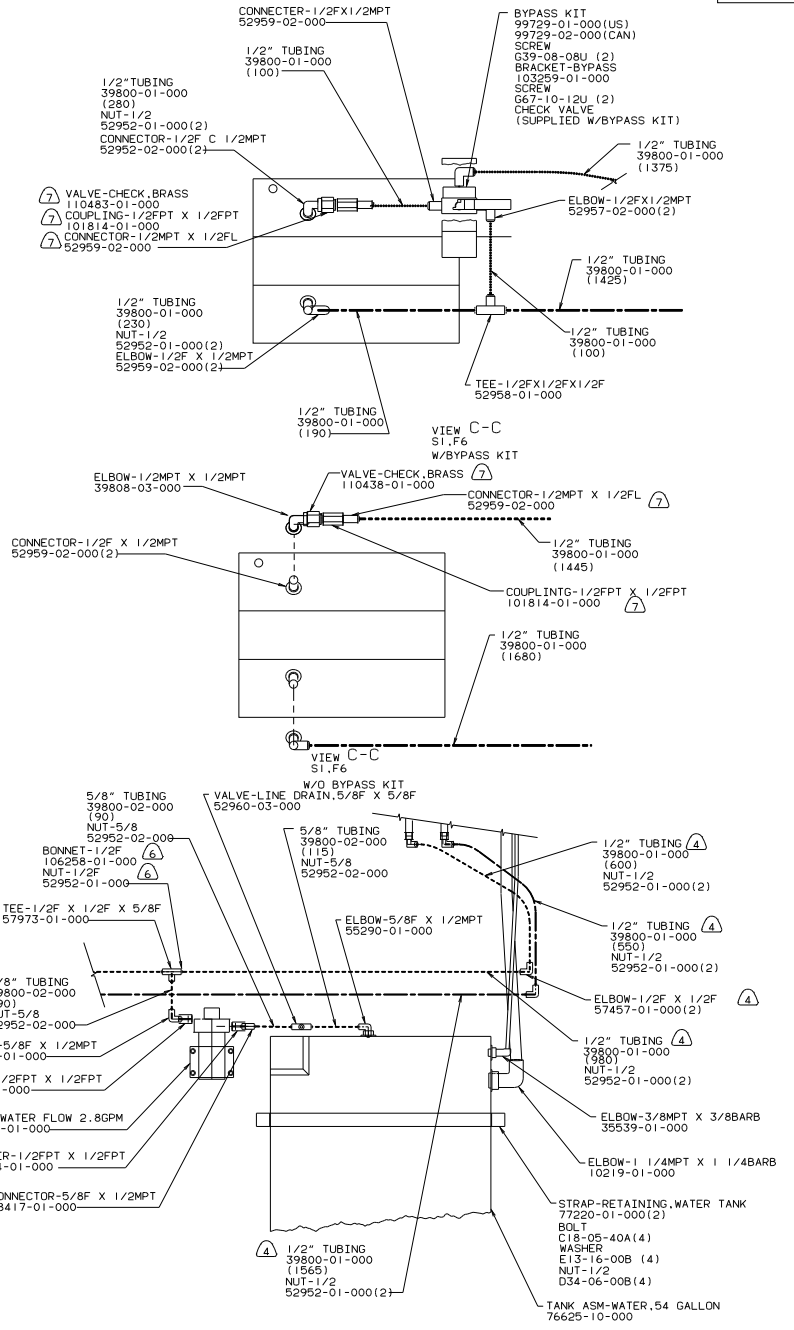
LAND # F33R02 TITLE: WATER SYSTEM INSTL
 DIA # SCALE: NONE 30 NET SCALE DRAWING SIZE: DWG
 ALL DIMENSIONS ARE IN MILLIMETERS SHEET 1 OF 2 1.6 NO



DETAIL "A"
TWIN BED OPTION W/ WATER FILL



DETAIL "A"
TWIN BED OPT W/ WATER PUMP



DETAIL "A"
W/QUEEN BED OPTION

TITLE:		WATER SYSTEM INSTL	
30	NO. SHEETS	2	OF 2
1	SHEET NO.	2	OF 2
DATE:		106425	