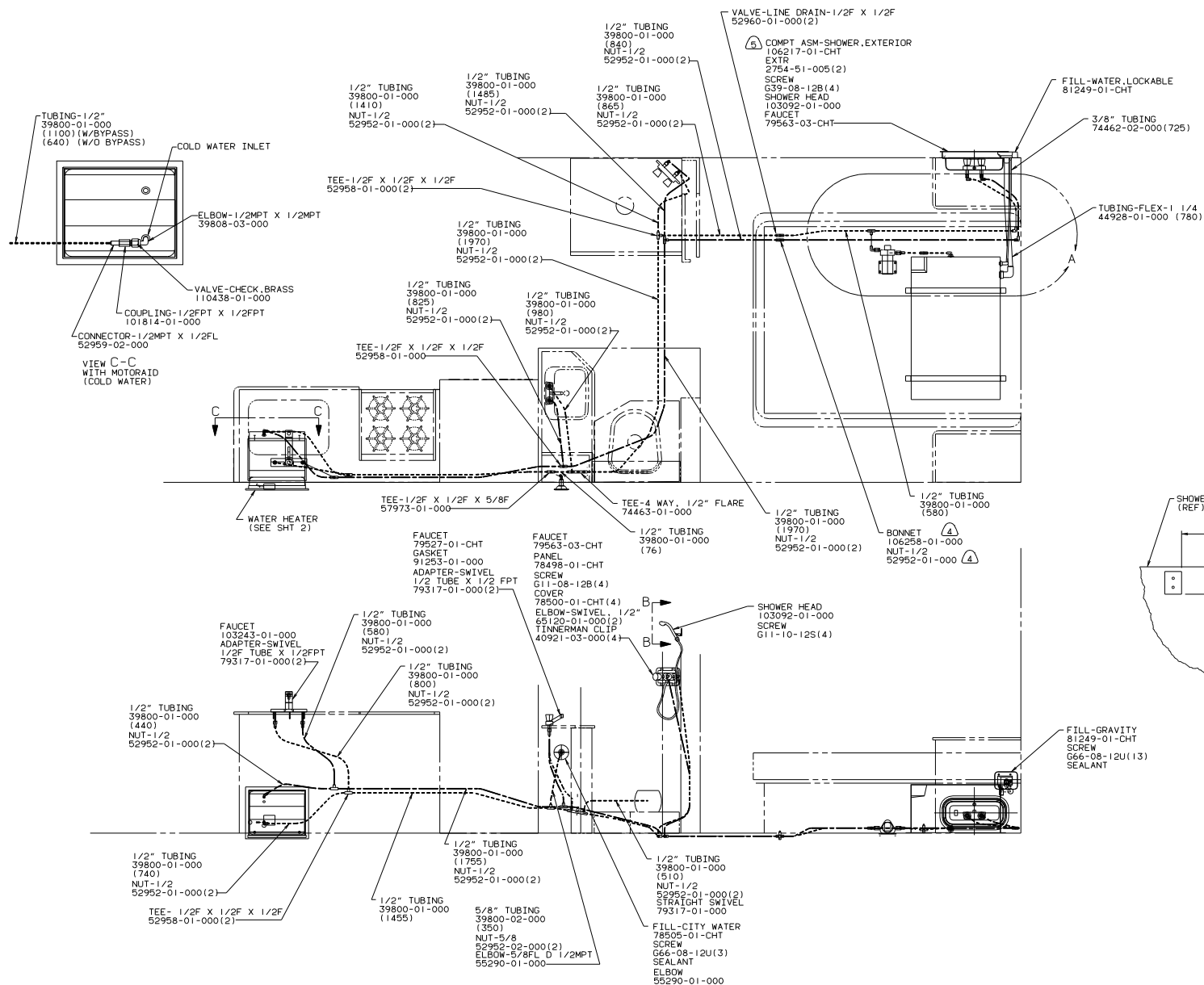


- Ⓐ VENT PIPE MUST PROJECT 51 MM MIN TO 64 MM MAX ABOVE ROOF FOR PROPER FIT AND FUNCTION.
 - Ⓙ SEE DWG 61607-01-000 FOR INSTL OF GROMMET.
 - ⓐ SEAL ALL AROUND SHOWER PAN WITH SILICONE 78474-01-CHT.
5. FOR CANADIAN UNITS EACH HOLDING TANK SHALL HAVE A CSA APPROVAL STAMPED NEAR THE IAPMO APPROVAL.
 4. ALL EXTERIOR OPENINGS AROUND PIPE TO BE SEALED WITH 69637-01-000.
 3. ALL PIPE AND FITTINGS TO BE ASSEMBLED WITH SOLVENT 4020-01-000.
 2. SLOPE OF TRAP MUST BE 6 PER 300 MINIMUM.
 1. SLOPE OF HORIZONTAL PIPING TO BE 6 PER 300 MINIMUM.

WINNAPAC 92 W/1F31R0	
DATE	UNSPECIFIED TOLERANCES ARE:
DRAWN	FRAMES OR IN
CHECKED	NO-PLATE (R, X)
BY	NO-PLATE (R, X)
SCALE	ANGLE
COLOR	THRU ANGLE PROJECTION
LANE# F31R02	TITLE: DRAINAGE SYSTEM INSTL
DATE	SCALE: NONE
ALL DIMENSIONS ARE IN MILLIMETERS	SHEET 1 OF 1



- (A) REQUIRED WITH EXTERIOR SHOWER.
- (B) REQUIRED WITHOUT EXTERIOR SHOWER.
- 3. ALL TUBING TO BE SECURED AT 1219 MAXIMUM SPACING WITH CLAMP 10495-01-000 AND SCREW G67-10-12B.
- 2. PLASTIC FITTINGS TO BE SEALED WITH SEALANT 84456-01-000.
- 1. TUBING TO BE INSTALLED WITH SUFFICIENT SLOPE TO PROVIDE DRAINAGE TO NEAREST VALVE.

----	COLD
----	HOT

WINNERAGO 92 W/1CF31R0

DATE	UNSPECIFIED TOLERANCES ARE:	MATERIAL
CHP	WHOLE DIM (IN)	
FPE	ONE-PLACE (IN.XI)	
W/E	TWO-PLACE (IN.XXX)	
CDR	THIRD ANGLE PROJECTION	

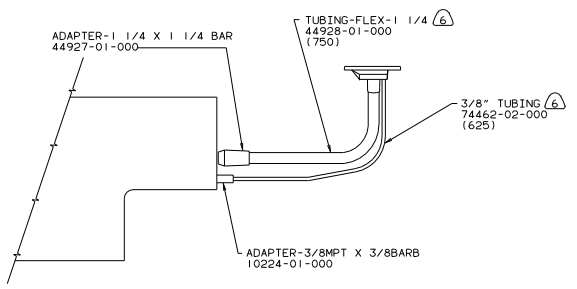
LANP# F31R02 TITLE: WATER SYSTEM INSTL

WINNERS

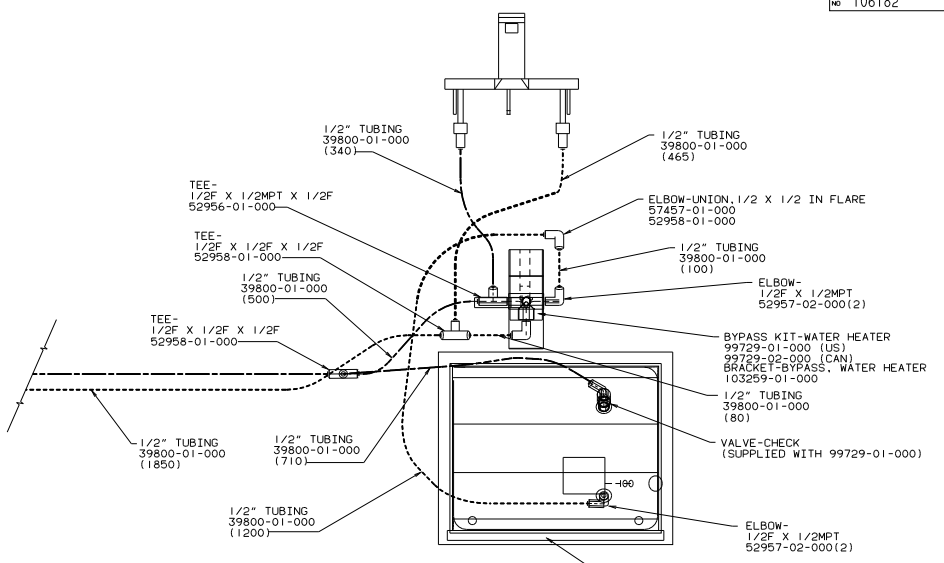
DIA # SCALE: NONE DO NOT SCALE DRAWING SIZE: 11x17

ALL DIMENSIONS ARE IN MILLIMETERS SHEET 1 OF 2

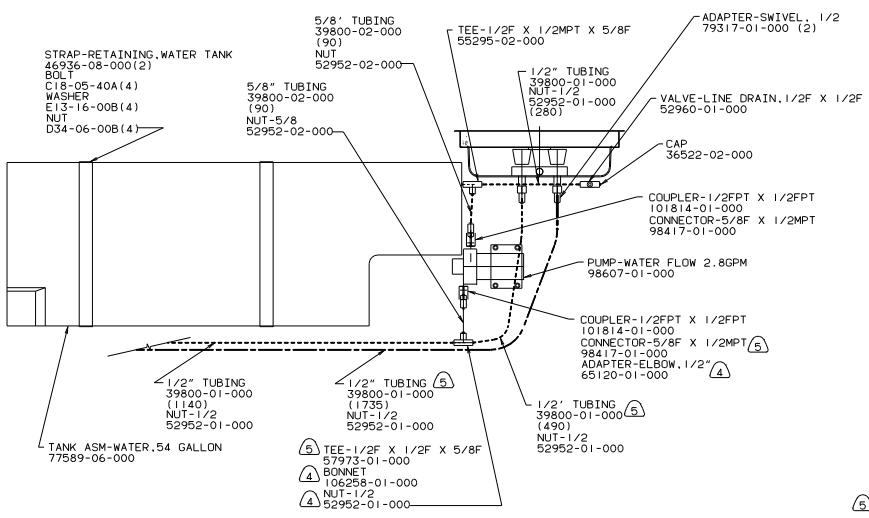
REF: 103905



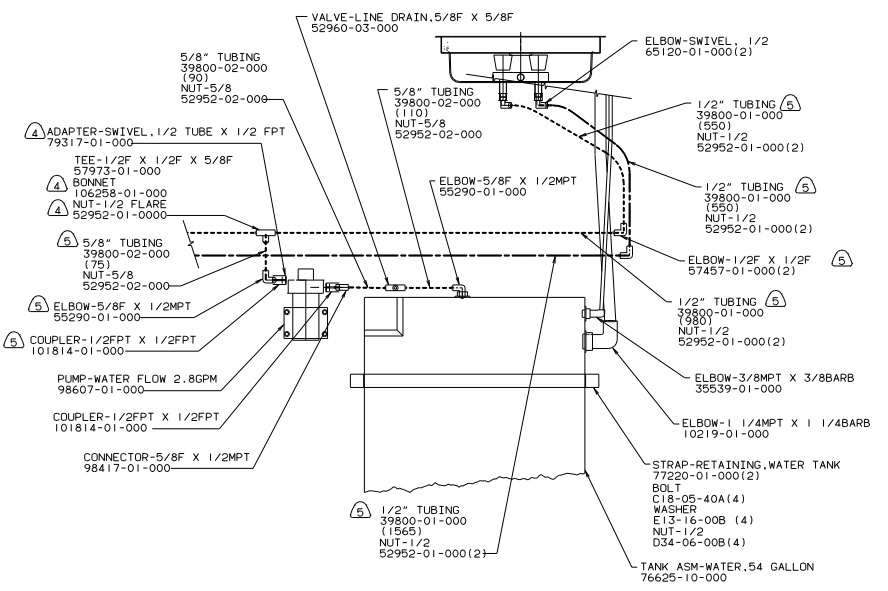
DETAIL "A"
TWIN BED OPTION W/ WATER FILL



WATER HEATER
(SHOWN W/BYPASS VALVE OPTION)



DETAIL "A"
TWIN BED OPT W/ WATER PUMP



DETAIL "A"
W/QUEEN BED OPTION

TITLE:		WATER SYSTEM INSTL	
30 MIL SCALE DRAWING	DATE	REV	106182
SHEET 2 OF 2		1 E	