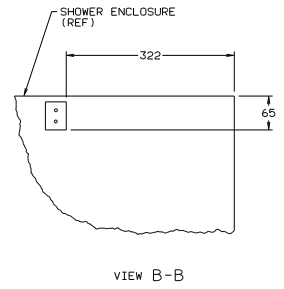
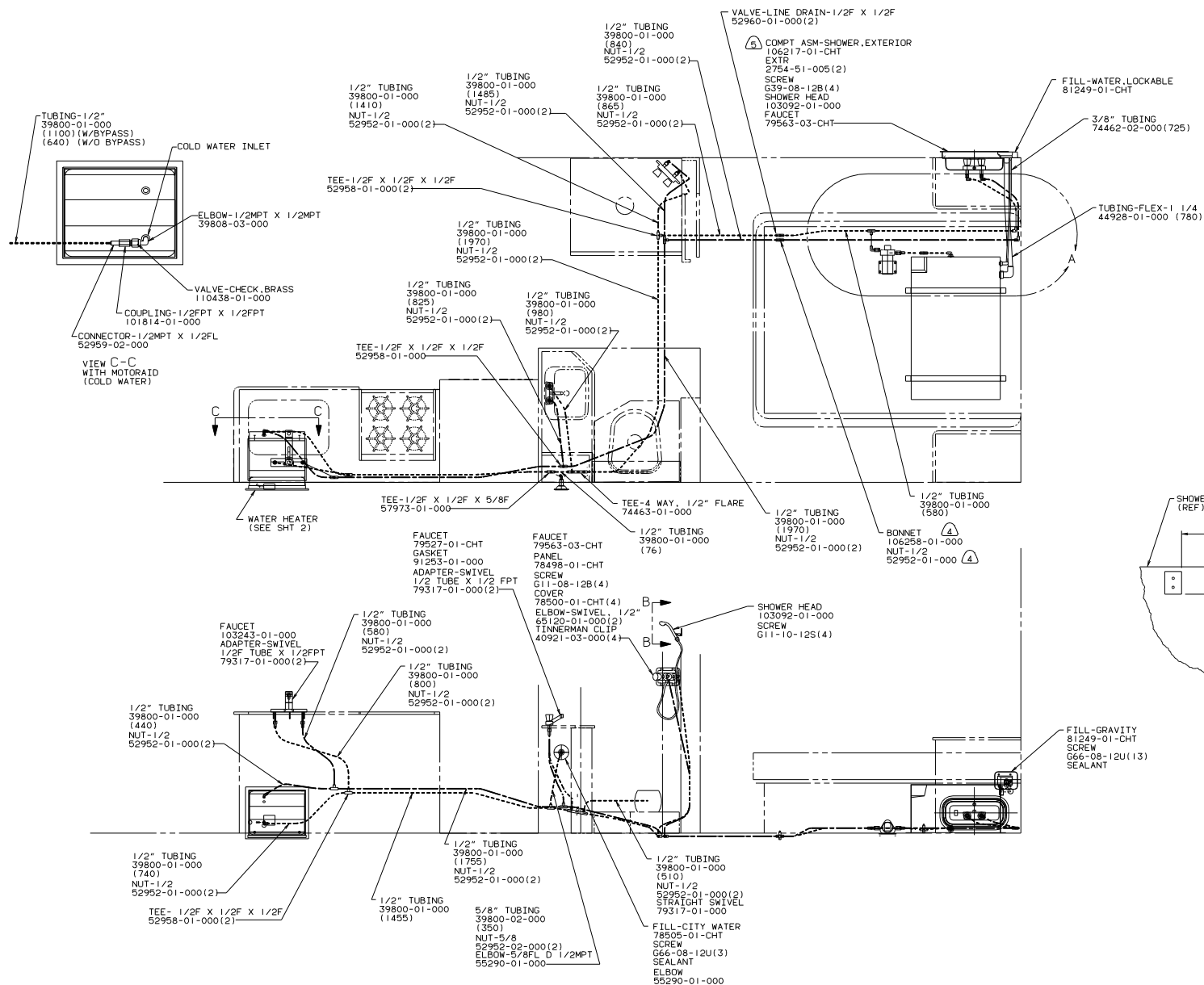


- Ⓐ VENT PIPE MUST PROJECT 51 MM MIN TO 64 MM MAX ABOVE ROOF FOR PROPER FIT AND FUNCTION.
  - Ⓙ SEE DWG 61607-01-000 FOR INSTL OF GROMMET.
  - Ⓚ SEAL ALL AROUND SHOWER PAN WITH SILICONE 78474-01-CHT.
5. FOR CANADIAN UNITS EACH HOLDING TANK SHALL HAVE A CSA APPROVAL STAMPED NEAR THE IAPMO APPROVAL.
  4. ALL EXTERIOR OPENINGS AROUND PIPE TO BE SEALED WITH 69637-01-000.
  3. ALL PIPE AND FITTINGS TO BE ASSEMBLED WITH SOLVENT 4020-01-000.
  2. SLOPE OF TRAP MUST BE 6 PER 300 MINIMUM.
  1. SLOPE OF HORIZONTAL PIPING TO BE 6 PER 300 MINIMUM.

WINNAPAC		92 W/1F31R0
DATE	UNSPECIFIED TOLERANCES ARE:	MATERIAL
DRW	WHOLE DIM (3)	
PIE	HOLE-PLATE (4, 21)	
W/E	HOLE-PLATE (4, 200)	
ANG	ANGLE	
PROJ	THIRD ANGLE PROJECTION	
LANE#	F31R02	TITLE: DRAINAGE SYSTEM INSTL
DIA #	SCALE: NONE	DO NOT SCALE DRAWING
ALL DIMENSIONS ARE IN MILLIMETERS	SHEET	OF 1
		106181



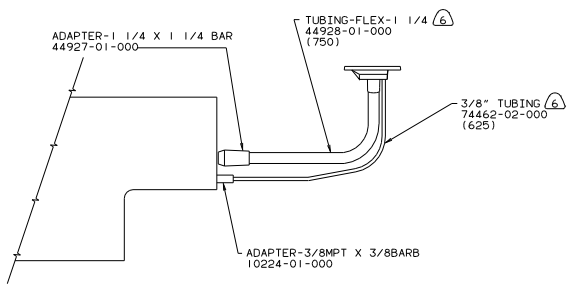
----	COLD
----	HOT

- ⓐ REQUIRED WITH EXTERIOR SHOWER.
- ⓑ REQUIRED WITHOUT EXTERIOR SHOWER.
- 3. ALL TUBING TO BE SECURED AT 1219 MAXIMUM SPACING WITH CLAMP 10495-01-000 AND SCREW G67-10-12B.
- 2. PLASTIC FITTINGS TO BE SEALED WITH SEALANT 84456-01-000.
- 1. TUBING TO BE INSTALLED WITH SUFFICIENT SLOPE TO PROVIDE DRAINAGE TO NEAREST VALVE.

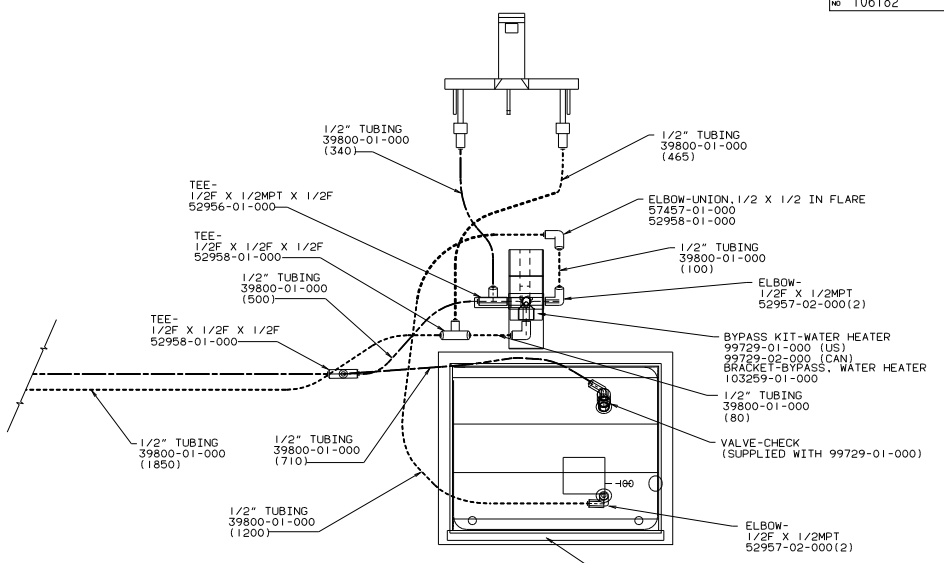
WINNERAGO 92 W1F31R0

DATE	SCALE	NO. OF SHEETS	TITLE
F31R02	1:1	2	WATER SYSTEM INSTL

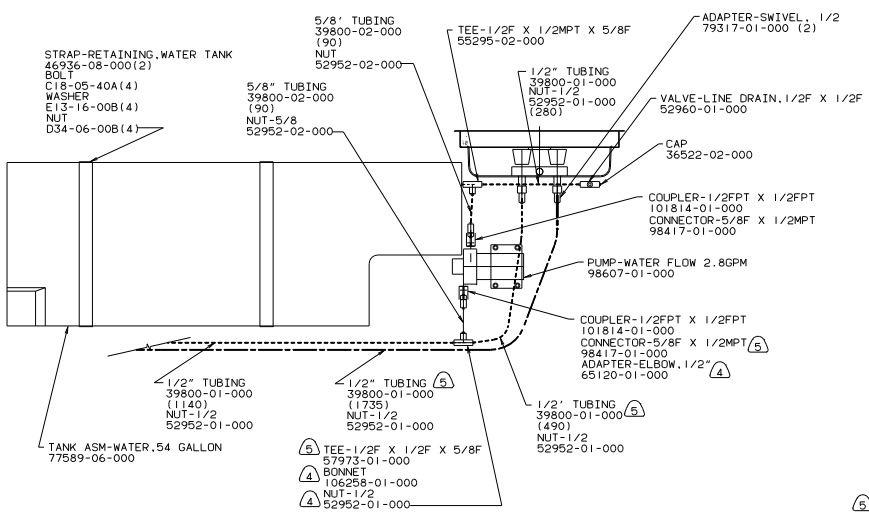
WINNERAGO 106182



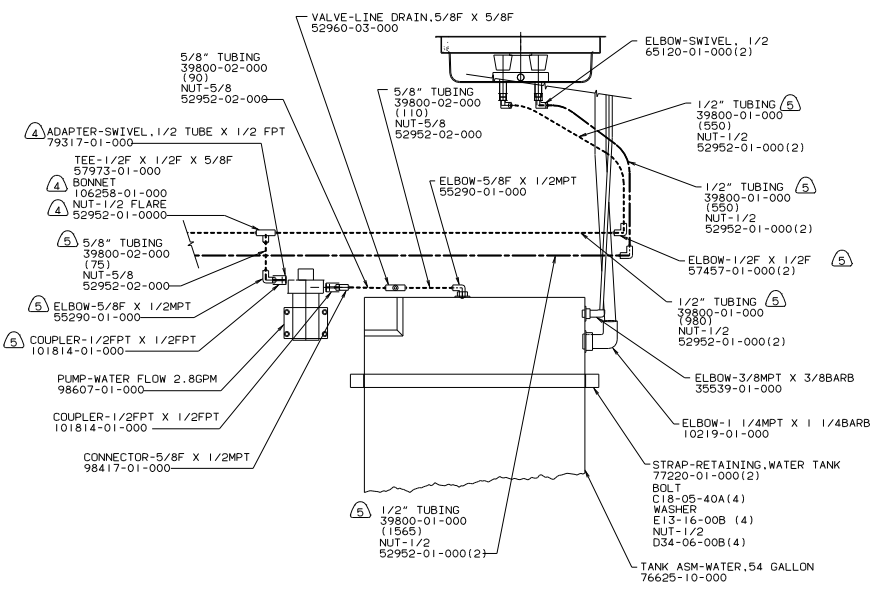
DETAIL "A"  
TWIN BED OPTION W/ WATER FILL



WATER HEATER  
(SHOWN W/BYPASS VALVE OPTION)



DETAIL "A"  
TWIN BED OPT W/ WATER PUMP



DETAIL "A"  
W/QUEEN BED OPTION

TITLE:		WATER SYSTEM INSTL	
30 MIL SCALE DRAWING	SIZE	11	1/2
SHEET 2 OF 2	DATE	11	11
		106182	