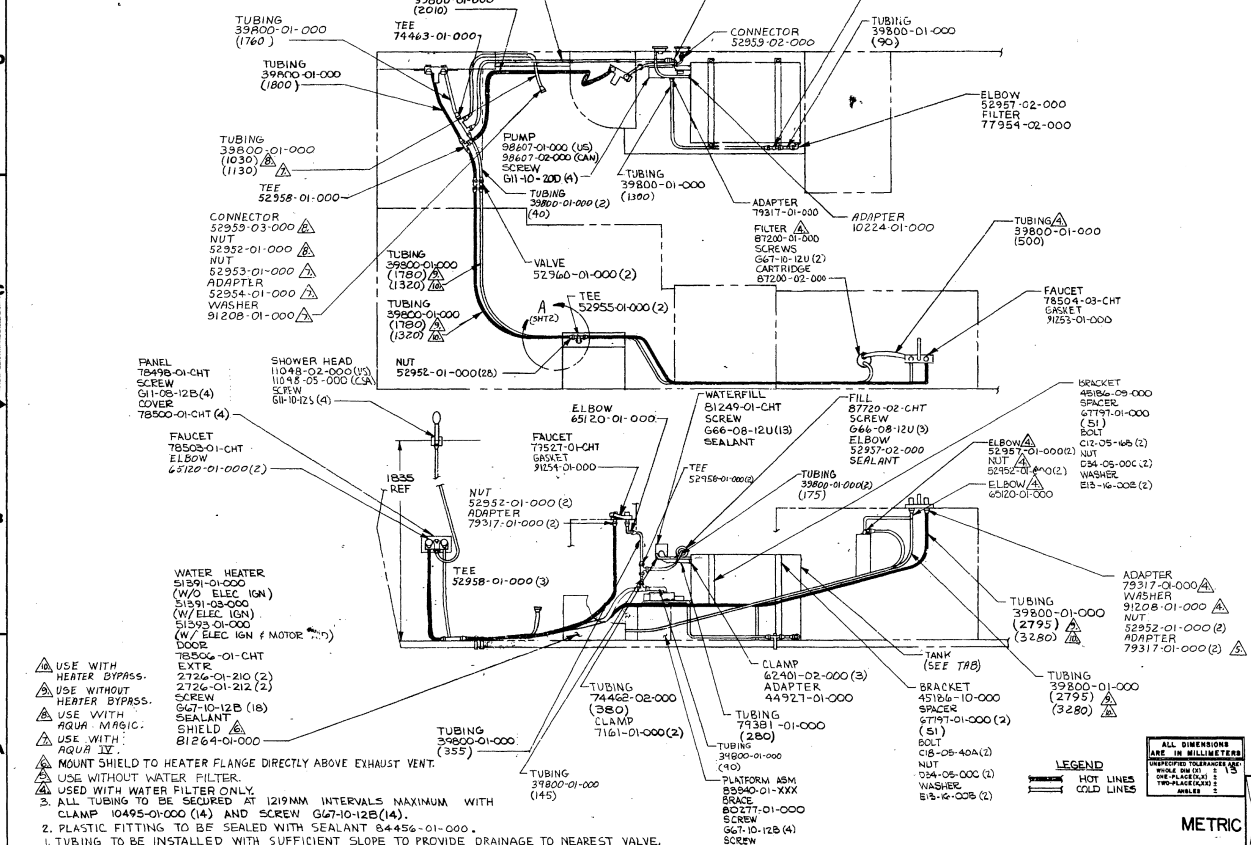




82378-01	72444-02-000
82378-02	72444-04-000

130 TANK  
D 82378



- ▲ USE WITH HEATER BYPASS.
- ▲ USE WITHOUT HEATER BYPASS.
- ▲ USE WITH AQUA MARGIC.
- ▲ USE WITH AQUA IV.
- ▲ MOUNT SHIELD TO HEATER FLANGE DIRECTLY ABOVE EXHAUST VENT.
- ▲ USE WITHOUT WATER FILTER.
- ▲ USED WITH WATER FILTER ONLY.

3. ALL TUBING TO BE SECURED AT 1219MM INTERVALS MAXIMUM WITH CLAMP 10495-01-000 (4) AND SCREW G67-10-12B (14).
2. PLASTIC FITTING TO BE SEALED WITH SEALANT 84456-01-000.
1. TUBING TO BE INSTALLED WITH SUFFICIENT SLOPE TO PROVIDE DRAINAGE TO NEAREST VALVE.

**WINNEBAGO**

DATE	10/06/00
DRAWN BY	WICNEZ/RC/EC
CHECKED BY	WICNEZ/RC/EC
DATE	10/06/00
TITLE	WATER SYSTEM INSTL

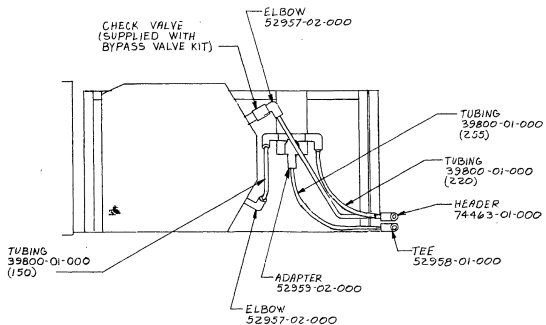
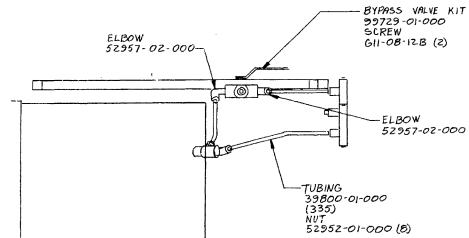
ALL DIMENSIONS ARE IN MILLIMETERS UNLESS OTHERWISE NOTED  
UNLESS OTHERWISE SPECIFIED TOLERANCES ARE:  
FRACTIONS DECIMALS MILLIMETERS  
FRACTIONS DECIMALS MILLIMETERS  
FRACTIONS DECIMALS MILLIMETERS  
FRACTIONS DECIMALS MILLIMETERS

LEGEND  
 HOT LINES  
 COLD LINES

METRIC

SCALE: 1/12

DRAWING NO. 82378



DETAIL A

TITLE			
WATER SYSTEM INSTL			
DESIGN	SCALE	DATE	NO.
2	2	D	82378

METRIC