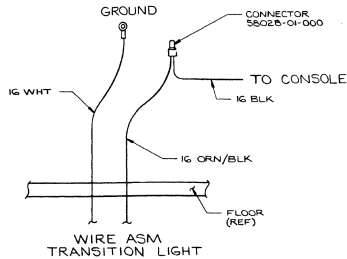


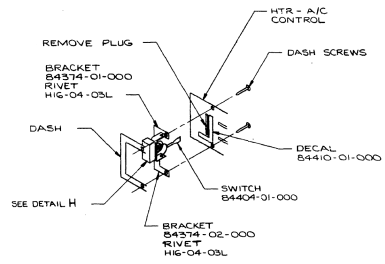
WINNEBAGO			
DATE	BY	REV	DESCRIPTION
		1	ISSUED
		2	REVISION
		3	REVISION
		4	REVISION
		5	REVISION
		6	REVISION
		7	REVISION
		8	REVISION
		9	REVISION
		10	REVISION
		11	REVISION
		12	REVISION
		13	REVISION
		14	REVISION
		15	REVISION
		16	REVISION
		17	REVISION
		18	REVISION
		19	REVISION
		20	REVISION
		21	REVISION
		22	REVISION
		23	REVISION
		24	REVISION
		25	REVISION
		26	REVISION
		27	REVISION
		28	REVISION
		29	REVISION
		30	REVISION

USE WITH REAR CAP ONLY
MAKE CONNECTION AS SHOWN AFTER INSTALLATION OF BOTH WIRE ASMS.
2. USE WIRE TIES B343-01-000 AND CLAMPS 10497-01-000 APPROX 610 MM ON CENTER.
1. SECURE CONDUIT 41953-01-000 OVER ALL WIRES IN CONTACT WITH SHARP EDGES.

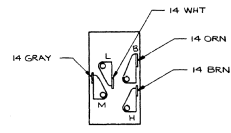
USE FOR ORIENTATION OF BATTERY



VIEW F-F
SCALE: NONE



VIEW G-G
SCALE: 1/1



DETAIL H
SCALE: 2/1

- NOTES:
- ▲ USE WITH MOTORAID HEATER ONLY.
 - ▲ SEE DETAIL H FOR MOTORAID HEATER SWITCH.